



KENTUCKY

WOMEN'S BASKETBALL

2014-15

IN THE LAST FIVE SEASONS KENTUCKY HAS:



- School-record five straight NCAA Tournament appearances.
- 12 NCAA Tournament wins.
- Three straight Sweet 16 appearances.
- Three Elite Eight finishes.



- 137-39 (77.8%) overall record.
- Won an average of 27.4 games per season.
- One of just 10 schools in the country to win 25-plus games in five straight seasons.
- Ranked in the AP poll 178 times, including a current school-record 84 straight weeks.
- Defeated 26 ranked teams, including 12 in the top 10.
- Upset 12 higher-ranked teams, including eight in the top 10.
- Won the SEC regular-season title.
- 76-7 (91.5%) record in Memorial Coliseum.



- Four SEC Player of the Year award winners.
- Two SEC Freshman of the Year award winners.
- Two Co-6th Player of the Year award winners.



From its inception at the turn of the 20th century ...
Through the toddling years of its modern varsity status in
the early seventies ... During the national contender years
of the early eighties ... And continuing with the excitement
of head coach Matthew Mitchell ... Kentucky women's
basketball has long been known for its spirited and
winning tradition. A combination of factors keeps that
tradition strong. Begin with a university that is
synonymous with basketball success. Add to that the
benefit of playing in the best basketball conference in the
nation. Throw in the greatest fans in the world.
Mix in a beautiful campus, outstanding facilities and
a fiery squad and ... you have a mecca for players
and basketball aficionados alike ... you have ...

KENTUCKY

WOMEN'S BASKETBALL

[@UKHoopCats](https://twitter.com/UKHoopCats)



TABLE OF CONTENTS

Quick Facts	4
TV/Radio Chart	5
Numerical/Alphabetical Rosters	6

THIS IS KENTUCKY BASKETBALL

Kentucky Basketball	8-11
March Madness	12
Definition of Success	13
Award Winners	14
WNBA Draft Picks	15
Nike	16
Impact Leadership	17
Media Exposure	18
Big Blue Madness	19
President Dr. Eli Capilouto and Athletics Director Mitch Barnhart	20
Travel with the Cats	21
Majors and Colleges	22
Graduates/C.A.T.S.	23-24
Cats Who Care	25
Memorial Coliseum	26
Rupp Arena	27
Living at UK	28
Athletic Trainer	29
Strength and Conditioning	30
High Performance	31

MEET THE WILDCATS

Senior Azia Bishop	34-35
Sophomore Makalya Epps	36-37
Senior Bria Goss	38-39
Sophomore Linnae Harper	40-41
Senior Jennifer O'Neill	42-43
Senior Jelléah Sidney	44-45
Junior Janee Thompson	46-47
Freshman Jaycee Coe	48
Sophomore Kyvin Goodin-Rogers	49
Junior Ivana Jakubcova	50
Freshman Alexis Jennings	51
Freshman Alyssa Rice	52

COACHING AND SUPPORT STAFF

Head Coach Matthew Mitchell	54-59
Assistant Coach Adeniyi Amadou	60-61
Assistant Coach Christian Stefanopolous	62-63
Assistant Coach Tamika Williams	64-65
Athletics Support Staff	66-68

2013-14 REVIEW

2013-14 Review	70-73
2013-14 Game-by-Game Results	74
2013-14 Final Stats	75-76
2013-14 Game-by-Game Team Stats	77
2013-14 Superlatives/Team Highs and Lows	78
2013-14 SEC Standings	79
2013-14 Game-by-Game Reviews	80-88
Departed Seniors	89-90

RECORDS/HISTORY

Year-by-Year Team Stats	92-94
All-time Letterwinners	95
All-time Roster by State	96-97
Cats by the Numbers	98
All-time Coaches	99
All-time Assistants	100
All-time Teams	101-106
Cats in the WNBA/Professional Ranks	107
Cats Represent America	108
Retired Jersey - Valerie Still	109
UK Career Records	110-111
Top-10 Team Season Performances	112
Top-10 Team Single-Game Performances	113
Individual Single-Season Records	114
Individual Single-Game Records	115
Scoring - Total Points	116
Year-by-Year Scoring	117
Field Goals	118
Three-Point Field Goals	119
Free Throws	120
Rebounds	121
Assists	122
Blocks	123
Steals	124
Streaks	125
Miscellaneous Records	126-129
Double-doubles	130-132
UK Freshman Records	133
Year-by-year Results	134
All-time Results	135-143
Records vs. Major Conferences	144
Scores vs. All Opponents	145-149
UK in the National Rankings	150-156
UK in Regular-Season Tournaments	157-159
UK in the SEC	160
UK Records in SEC Tournament	161
UK Records in NCAA Tournament	162
UK NCAA Tournament Game-by-Game	163-164
All-time NCAA Tournament Teams	165-168
UK in the WNIT	169-170
Memorial Coliseum Records	171
Rupp Arena Records	172
Individual Honors	173-175
1,000-point Club	176-179
UK Hoops Timeline	180-194

FOR THE MEDIA

UK Media Relations Directory/Important Numbers	196
Media Policies/Parking Map	197-198
Following the Cats	199-200
Cats on the Radio/Internet	201
Opponent Media Relations Contacts	202
2014-15 Opponent Quick Facts	203-207
2014-15 UK Hoops Schedule	208

To obtain additional copies of the 2014-15 Kentucky Women's Basketball Facts Book, contact the UK Media Relations office at 859-257-3838



CREDITS

The 2014-15 Kentucky Women's Basketball Facts Book was published by the University of Kentucky Athletics Department, Mitch Barnhart, Director.

UK ATHLETICS DEPARTMENT

Joe Craft Center • 338 Lexington Ave.
Lexington, Ky 40506-0604 • 859-257-8000

Written & Compiled

Susan Lax, Weston Pletcher, Chris Shoals

Editors

Susan Lax, Weston Pletcher, Guy Ramsey,
Chris Shoals

Editorial Assistants

Cory Weigel, Metz Camfield, Kevin Britton,
Sean Cartell, Evan Crane, Melanie Curtsinger,
Rena Vicini, Rachel Smith

Cover Design and Layout

Kim Troxall

Photography Credits

Pete Camagna, Chet White, Britney McIntosh,
Elliott Hess, Lexington Herald-Leader,
WNBA Photo Services, Fernando Medina, Team
Coyle (David Coyle, Joseph Rey Au, David
Robertson, George Green, Bill Patterson and Ken
Weaver), USA Basketball, Chuck Perry, Victoria
Graff, AP/Wide World, Kentucky Tourism, UK
Public Relations, Susan Lax, Matt Steinke, NCAA,
SEC, UK Hoops team and coaches

Printing

Welch Printing

Special Thanks

UK Public Relations, Kelley Bozeman,
Beth Hanna, Kathy Laws, Molly Mazzolini,
Holly Ratliff, Amy Ratliff

Kentucky has one of the top publications departments in the country, winning several national awards each year from the College Sports Information Directors of America (CoSIDA). The UK Hoops media guide has been judged in the top 10 five times, including Best in the Nation and Best Cover in 2009 and Best in the Nation in 2010.



The 2014-15 Wildcats



2014-15 UK HOOPS QUICK FACTS

GENERAL INFORMATION

Location Lexington, Ky.
 Enrollment 29,410
 Founded 1865
 Colors Blue & White
 Nickname Wildcats
 Conference Southeastern
 Arena Memorial Coliseum (8,000)
 All-time Record In Arena (Years) 386-145 (73.5)
 (39 years-does not include '74-'75 season)
 Memorial Coliseum Press Row 859-323-5900
 Joe Craft Center Ticket Office 859-928-CATS
 Web site www.UKathletics.com
 Twitter/Instagram @UKHoopCats
 Facebook www.facebook.com/UKHoops

ADMINISTRATION

President Dr. Eli Capilouto (Alabama, 1971)
 Faculty Rep Joseph L. Fink III (Philadelphia College of Pharmacy & Science, 1970)
 Athletics Director Mitch Barnhart (Ottawa, 1981)
 Senior Woman Admin. Sandy Bell (George Peabody College, 1970)
 Athletics Phone Number (859) 257-8000

MEDIA RELATIONS INFORMATION

Basketball Contact Susan Lax (Freed-Hardeman, 1995)
 Associate Media Relations Director
 E-mail slax0@uky.edu
 Twitter @slax0
 Office Phone 859-257-8420
 Cell Phone 859-608-5019
 Office Fax 859-323-4310
 Office Address Joe Craft Center, 338 Lexington Avenue
 Lexington, KY 40506-0604
 Assistant Basketball Contact Chris Shoals (Kentucky, 2014)
 E-mail cmsh223@uky.edu
 Twitter @ukchris7
 Office Phone/Cell Phone: 859-257-3838/513-312-2489

UK HOOPS STAFF

Head Coach Matthew Mitchell (Mississippi State, 1995)
 Overall Collegiate Coaching Record 200-100 (9 years) 66.7%
 Morehead State 30-29 (2 years) 50.8 %
 Kentucky 170-71 (7 years) 70.1%
 Assistant Coaches:
 Adeniyi Amadou - 5th year overall/1st at UK (Indiana University of Pennsylvania, 2008)
 Christian Stefanopoulos - 5th year overall/1st at UK (Thomas Moore, 2006)
 Tamika Williams - 9th year overall/1st at UK (Connecticut, 2002)
 Asst. AD/Women's BB Ops Amy Tilley (Kentucky, 2007)
 Staff Support Associate Amani Franklin (Kentucky, 2010)
 Staff Support Associate Beth Price (Kentucky, 2006)
 Staff Support Associate Crystal Riley (Kentucky, 2012)
 Coaching Video Coordinator Will Alton (Penn State Abington, 2012)
 Trainer Courtney Jones (Purdue, 2001)
 Strength Coach John Spurlock (Hanover College, 2005)
 Nutrition Coach Monica Fowler (Kentucky, 2010)
 Team Physician Dr. Robert Hosey (Virginia Tech, 1989)
 Office Phone 859-257-6046

2013-14 REVIEW

Record 26-9
 Home 14-4
 Away 9-3
 Neutral 3-2
 SEC (Finish) 10-6 (4th)
 SEC Tournament (Record) SEC Tournament Finals (2-1)
 defeated Florida, 75-70, quarterfinals
 defeated #5/7 South Carolina, 68-58, semifinals
 lost to #6/6 Tennessee, 71-70, finals

2014-15 PREVIEW

Letterwinners Returning/Lost: 8/5
 Starters Returning/Lost: 2/3
 Newcomers: 4

Starters Returning (2)

No.	Player	POS	HT	CL	Ppg.	Rpg.
3	Janee Thompson	PG	5-7	Jr.	8.6	2.1
13	Bria Goss	G	5-10	Sr.	10.2	4.1

Starters Lost (3)

11	DeNesha Stallworth	F	6-3	Graduate	12.5	6.9
23	Samarie Walker	F	6-1	Graduate	8.7	8.7
32	Kastine Evans	G	5-8	Graduate	8.2	2.4

Other Letterwinners Returning (6)

No.	Player	POS	HT	CL	Ppg.	Rpg.
0	Jennifer O'Neill	G	5-6	Sr.	12.6	2.4
5	Kyvin Goodin-Rogers	F	6-1	So.	-	-
12	Jelléah Sidney	F	6-2	Sr.	3.1	3.0
15	Linnæ Harper	G	5-8	So.	6.9	2.8
25	Makayla Epps	G	5-10	So.	4.6	1.4
50	Azia Bishop	F/C	6-3	Sr.	3.7	3.2

Other Letterwinners Lost (2)

No.	Player	POS	HT	CL	Ppg.	Rpg.
10	Bernisha Pinkett	G	5-7	Graduate	2.8	1.6
31	Samantha Drake	C	6-3	Forego Sr. Yr.	2.6	1.4

Newcomers (4)

No.	Player	POS	CL	HT	Hometown/Previous School
2	Ivana Jakubcova	C	Jr.	6-6	Bratislava, Slovakia/Murray State JC
24	Jaycee Coe	G	Fr.	5-11	Gainesboro, Tenn./Jackson Co.
35	Alexis Jennings	F/C	Fr.	6-2	Madison, Ala./Sparkman
45	Alyssa Rice	C	Fr.	6-3	Reynoldsburg, Ohio/Reynoldsburg

NCAA (Record) NCAA Sweet 16 (2-1)
 defeated Wright State, 106-60, first round
 defeated Syracuse, 64-59, second round
 lost to #5/6 Baylor, 90-72, Sweet 16
 Final Poll Rankings No. 10 (AP) / No. 11 ESPN/USA Today
 Final Attendance Ranking No. 9 (NCAA)

UK RADIO NETWORK

Broadcast Info UK Radio Network
 Play-by-Play Announcer Neil Price (10th year)

LOCAL BEAT WRITERS

Lexington Herald-Leader Jen Smith; jsmith3@herald-leader.com
 Associated Press Gary Graves; GBGraves@ap.org

UK VIDEOTAPE FOOTAGE

UK Sports Video 859-257-4830

HISTORY

Seasons of Basketball Entering 41st season
 All-time Record: 712-486 (.594)
 All-time SEC Record (regular-season games only): 168-225 (.427)
 All-time SEC Tournament Record: 29-36 (.446)
 SEC Tournament Titles: Two (2012 and 1982)
 NCAA Tournament Appearances: 11 (Last in 2014; Five consecutive)
 NCAA Tournament Record: 16-11 (.592)

2014-15 RADIO/TELEVISION CHART

 <p>0</p> <p>JENNIFER O'NEILL Point Guard 5-6 – Sr. Bronx, N.Y. (Saint Michael Academy)</p>	 <p>2</p> <p>IVANA JAKUBCOVA Center 6-6 – Jr. – JC Bratislava, Slovakia (Murray State College)</p>	 <p>3</p> <p>JANEE THOMPSON Point Guard 5-7 – Jr. Chicago, Ill. (Whitney Young HS)</p>	 <p>5</p> <p>KYVIN GOODIN-ROGERS Forward 6-1 – So. Lebanon, Ky. (Marion Co. HS)</p>	 <p>12</p> <p>JELLÉAH SIDNEY Forward 6-2 – Sr. Queens Village, N.Y. (Saint Michael Academy/ Chipola JC)</p>	 <p>13</p> <p>BRIA GOSS Guard 5-8 – Sr. Indianapolis, Ind. (Ben Davis HS)</p>
 <p>15</p> <p>LINNAE HARPER Guard 5-8 – So. Chicago, Ill. (Whitney Young HS)</p>	 <p>24</p> <p>JAYCEE COE Guard 5-11 – Fr. Gainesboro, Tenn. (Jackson County HS)</p>	 <p>25</p> <p>MAKAYLA EPPS Guard 5-10 – So. Lebanon, Ky. (Marion Co. HS)</p>	 <p>35</p> <p>ALEXIS JENNINGS Forward/Center 6-2 – Fr. Madison, Ala. (Sparkman HS)</p>	 <p>45</p> <p>ALYSSA RICE Center 6-3 – Fr. Reynoldsburg, Ohio (Reynoldsburg HS)</p>	 <p>50</p> <p>AZIA BISHOP Center 6-3 – Sr. Toledo, Ohio (Start HS)</p>

COACHING STAFF

 <p>8th</p> <p>MATTHEW MITCHELL Head Coach Louisville, Miss. (Mississippi State, '95)</p>	 <p>1st</p> <p>ADENIYI AMADOU Assistant Coach Paris, France (Indiana University of Pennsylvania, '08)</p>	 <p>1st</p> <p>CHRISTIAN STEFANOPOULOS Assistant Coach Florence, Ky. (Thomas Moore, '06)</p>	 <p>1st</p> <p>TAMIKA WILLIAMS Assistant Coach Dayton, Ohio (Connecticut, '06)</p>	 <p>6th</p> <p>AMY TILLEY Assistant AD/WBB Somerset, Ky. (Kentucky, '07)</p>
--	---	--	---	--



2014-15 UK HOOPS ROSTER

NUMERICAL

No.	Name	Pos.	Cl.	Ht.	Hometown/High School/Previous College
0	Jennifer O'Neill	PG	Sr.-3L	5-6	Bronx, N.Y./Saint Michael Academy
2	Ivana Jakubcova	C	Jr.-JC	6-6	Bratislava, Slovakia/Caney HS/Murray State College
3	Janee Thompson	PG	Jr.-2L	5-7	Chicago, Ill./Whitney Young HS
5	Kyvin Goodin-Rogers	F	So.-RS	6-1	Lebanon, Ky./Marion Co. HS
12	Jelléah Sidney	F	Sr.-2L	6-2	Queens Village, N.Y./Saint Michael Academy/Chipola JC
13	Bria Goss	G	Sr.-3L	5-10	Indianapolis, Ind./Ben Davis HS
15	Linnae Harper	G	So.-1L	5-8	Chicago, Ill./Whitney Young HS
24	Jaycee Coe	G	Fr.-HS	5-11	Gainesboro, Tenn./Jackson County HS
25	Makayla Epps	G	So.-1L	5-10	Lebanon, Ky./Marion Co. HS
35	Alexis Jennings	F/C	Fr.-HS	6-2	Madison, Ala./Sparkman HS
45	Alyssa Rice	C	Fr.-HS	6-3	Reynoldsburg, Ohio/Reynoldsburg HS
50	Azia Bishop	C	Sr.-3L	6-3	Toledo, Ohio/Start HS

ALPHABETICAL

Name	No.	Pos.	Cl.	Ht.	Hometown/High School/Previous College
Bishop, Azia	50	C	Sr.-3L	6-3	Toledo, Ohio/Start HS
Coe, Jaycee	24	G	Fr.-HS	5-11	Gainesboro, Tenn./Jackson County HS
Epps, Makayla	25	G	So.-1L	5-10	Lebanon, Ky./Marion Co. HS
Goss, Bria	13	G	Sr.-3L	5-10	Indianapolis, Ind./Ben Davis HS
Goodin-Rogers, Kyvin	5	F	So.-RS	6-1	Lebanon, Ky./Marion Co. HS
Harper, Linnae	15	G	So.-1L	5-8	Chicago, Ill./Whitney Young HS
Jakubcova, Ivana	2	C	Jr.-JC	6-6	Bratislava, Slovakia/Caney HS/Murray State College
Jennings, Alexis	35	F/C	Fr.-HS	6-2	Madison, Ala./Sparkman HS
O'Neill, Jennifer	0	PG	Sr.-3L	5-6	Bronx, N.Y./Saint Michael Academy
Rice, Alyssa	45	C	Fr.-HS	6-3	Reynoldsburg, Ohio/Reynoldsburg HS
Sidney, Jelléah	12	F	Sr.-2L	6-2	Queens Village, N.Y./Saint Michael Academy/Chipola JC
Thompson, Janee	3	PG	Jr.-2L	5-7	Chicago, Ill./Whitney Young HS

Head Coach: Matthew Mitchell (Mississippi State, 1995) – 10th year overall, 8th at UK

Assistant Coaches:

Adeniyi Amadou (Indiana University of Pennsylvania, 2008) – 5th year overall, 1st at UK

Christian Stefanopoulos (Thomas Moore, 2006) – 5th year overall, 1st at UK

Tamika Williams (Connecticut, 2002) - 8th year overall, 1st at UK

Support Staff:

Assistant Athletics Director/Women's Basketball: Amy Tilley (Kentucky, 2007)

Staff Support Associates: Amani Franklin (Kentucky, 2010), Beth Price (Kentucky, 2006) and Crystal Riley (Kentucky, 2013)

Coaching Video Coordinator: Will Alton (Penn State Abington, 2012)

Senior Athletic Trainer: Courtney Jones (Purdue, 2001)

Strength & Conditioning Coach: John Spurlock (Hanover College, 2005)

Academic Counselor: Tiffany Hayden (Kentucky, 2001)

Nutrition Coach: Monica Fowler (Kentucky, 2010)

Media Relations Director: Susan Lax (Freed-Hardeman, 1995)

Media Relations Assistant: Chris Shoals (Kentucky, 2014)

BY CLASS

Seniors (4)

Azia Bishop
Bria Goss
Jennifer O'Neill
Jelléah Sidney

Sophomores (3)

Makayla Epps
Linnae Harper
Kyvin Goodin-Rogers

Juniors (2)

Janee Thompson
Ivana Jakubcova

Freshmen (3)

Jaycee Coe
Alexis Jennings
Alyssa Rice

BY HEIGHT

5-6 Jennifer O'Neill
5-7 Janee Thompson
5-8 Linnae Harper
5-10 Bria Goss
 Makayla Epps
5-11 Jaycee Coe
6-1 Kyvin Goodin-Rogers
6-2 Jelléah Sidney
 Alexis Jennings
6-3 Azia Bishop
 Alyssa Rice
6-6 Ivana Jakubcova

PRONUNCIATION

Adeniyi (AD-knee) Amadou (AHM-uh-doo)

Azia (Asia) Bishop

Makayla (ma-KAY-lah) Epps

Bria (BREE-ah) Goss

Linnae (La-NAY) Harper

Kyvin (KYE-vin) Goodin-Rogers

Jelléah (Ja-LAY-uh) Sidney

Janee (Ja-NAY) Thompson

Ivana (e-VON-ah) Jakubcova (YAK-ub-SOV-AH)



**THIS IS
KENTUCKY
BASKETBALL**

THIS IS KENTUCKY BASKETBALL

“Playing women’s basketball at Kentucky is such a special opportunity. There’s no other place like it. The passion our fans have for our team is unrivaled and these have been the best years of my life. These coaches truly want us to be the best we can be not just in basketball but in life. They have taught me life lessons that I will use long after basketball is over.” – Senior guard Bria Goss.



WE PLAY HARD



SCORING PER GAME (NATIONAL RANKING)

2013-14:	81.3 ppg	(14th)
2012-13:	75.4 ppg	(8th)
2011-12:	74.0 ppg	(17th)
2010-11:	70.9 ppg	(43rd)
2009-10:	73.9 ppg	(19th)

FORCED TURNOVERS

2013-14	699	(8th)
2012-13	853*	(1st)
2011-12	939*	(1st)
2010-11	817	(3rd)
2009-10	823	(2nd)

TURNOVER MARGIN

2013-14	+4.5	(20th)
2012-13	+8.2	(2nd)
2011-12	+9.3	(2nd)
2010-11	+7.6	(5th)
2009-10	+7.3	(3rd)

KENTUCKY PAGEANTRY

SINGING THE FIGHT SONG

Matthew Mitchell introduced a new tradition to the UK Hoops team when he became the head coach in 2007. After each victory, the Wildcats gather at mid-court and sing the UK Fight Song with the fans.



On! On! U of K
On, on, U of K, we are right for the
fight today,
Hold that ball and hit that line;
Ev'ry Wildcat star will shine;
We'll fight, fight, fight, for the blue
and white
As we roll to that goal, Varsity,
And we'll kick, pass and run, 'till the
battle is won,
And we'll bring home the victory.

SENIOR DAY

Senior Day at Kentucky has become one of the most celebrated ceremonies in college basketball. Honoring the senior class, UK's event is one of the most elaborate and moving programs of its kind. The pregame ceremony begins with player introductions. Once they all have burst through banners bearing their likenesses, their families join them at center court. Then the state song, "My Old Kentucky Home," is sung as the home crowd bids farewell.



CHEER AND DANCE TEAMS

The UK Cheer and Dance programs are recognized as two of the finest programs in America. On the UK campus, they are recognized as some of the finest athletes in the University's sports programs, and as public relations ambassadors of UK and the entire Commonwealth of Kentucky.



BLUE AND WHITE

The University of Kentucky adopted blue and white as its official colors in 1892.

Originally, however, UK students had decided on blue and light yellow prior to the Kentucky-Centre College football game on December 19, 1891.

The shade of blue, which is close to a royal blue, was chosen when a student asked the question, "What color blue?"

At the time, Richard C. Stoll (who lettered in football at UK in 1889-94) pulled off his necktie and held it up. The students then adopted that particular shade of blue.

A year later, UK students officially dropped the light yellow color for white.

THE BIG BLUE NATION

UK fans, also referred to as the Big Blue Nation, is known for the electric atmosphere they create at all athletic events. Not only do the players feed off of their energy, but opposing team often fear the intimidating roar of the UK crowd.

UK averaged a school-record 6,727 fans per game in 2013-14, a mark that ranked ninth nationally.

1. Tennessee
2. Iowa St.
3. Louisville
4. Notre Dame
5. UConn 18
6. Purdue 15
7. Michigan St.
8. Baylor
- 9. Kentucky**
10. South Carolina

UK drew 121,089 fans for its 18 home games in 2013-14, the highest total attendance in school history.

UK had the fourth-highest attendance among the 16 second-round sites in the second round of the 2014 NCAA Tournament.

The Cats have ranked in the top 25 nationally, and in the SEC's top four, in average attendance 11 straight seasons.



UK PEP BAND

With more than 80 members, the University of Kentucky pep band is one of the largest in the nation. Performing at both home football and basketball games, the pep band has been named by Southern Living magazine as one of the "top 10 bands in the South."

The Alumni Band, composed of former UK band members, also is an important part of the UK Hoops experience. The Alumni Band plays at several UK Hoops games each year.



WILDCATS NICKNAME

The official nickname for the University of Kentucky's athletics teams is "Wildcats." The nickname became synonymous with UK shortly after a 6-2 football victory over Illinois on October 9, 1909, on the road.

Commandant Carbusier, then head of the military department at old State University (UK), told a group of students in a chapel service following the game that the Kentucky football team had "fought like wildcats."

Later, the name Wildcats became more and more popular among UK followers as well as with members of the media. As a result, the nickname was adopted by the University.

MARCH MADNESS

UK has played in a school-record FIVE straight NCAA tournaments which included three Elite Eight finishes.

UK is one of just seven programs to advance to the Sweet 16 in at least four of the last five seasons. The others are: Baylor, UConn, Duke, Notre Dame, Stanford and Tennessee.



17 Postseason Tournament Appearances, including a school-record 10 in a row:
1978, 1982, 1983, 1986, 1990, 1991, 1999, 2005, 2006, 2007, 2008, 2009, 2010, 2011, 2012, 2013, 2014



DEFINITION OF SUCCESS

THE UK HOOPS PROGRAM will consist of...

People who possess high character, and a desire to develop high character.

People committed to the winning tools.

People who are willing to make personal sacrifices in order to attain group success.

People dedicated to the necessary preparation that results in championships.



TRADITION OF DEVELOPING TALENT

Over the last five seasons, the Kentucky Wildcats have captured 22 SEC awards (the most in the SEC), including four SEC Player of the Year honors. UK become the first SEC school to earn the AP SEC Player of the Year four consecutive seasons (2010-13).

< Victoria Dunlap



2010 and 2011 SEC Player of the Year
 2011 SEC Defensive Player of the Year
 2010 and 2011 All-SEC First Team
 2010 and 2011 SEC All-Defensive Team
 2010 All-SEC Tournament Team

< DeNesha Stallworth



All-SEC, Second Team (coaches)
 SEC All-Tournament Team
 All-SEC, Honorable Mention (AP)

< A'dia Mathies



2012 and 2013 SEC Player of the Year
 2012 and 2013 All-SEC First Team
 2011 and 2012 SEC All-Defensive Team
 2010 SEC Freshman of the Year
 2010, 2012 and 2013 All-SEC Tournament Team

< Linnae Harper



All-SEC Freshman Team (coaches)
 SEC All-Tournament Team

Bernisha Pinkett

2011 SEC All-Freshman Team

Samarie Walker

2013 All-SEC Second Team
 2013 SEC All-Defensive Team

< Keyla Snowden



2012 SEC Co-6th Woman of the Year
 SEC Community Service team
 SEC All-Tournament team
 SEC Winter Academic Honor Roll

Matthew Mitchell >

2010 SEC Coach of the Year
 2012 SEC Coach of the Year



< Bria Goss



2012 SEC Freshman of the Year
 2012 SEC All-Freshman Team

Jennifer O'Neill >

SEC Co-6th Woman of the Year
 All-SEC, Second Team (coaches)
 AP All-American, Honorable Mention
 All-SEC, Honorable Mention (AP)



WNBA DRAFT





THREE Wildcats have been drafted in the last four years, including two in the first round.

*Victoria Dunlap
A'dia Mathies
DeNesha Stallworth*



ONLY THE BEST WEAR NIKE

Thanks to Nike's extensive research and product development, the Kentucky Wildcats stay on the cutting edge of quality and style with all of their gear. All 22 sports use Nike shoes and equipment, and over the course of the contract, the Wildcats will receive MILLIONS of DOLLARS worth of clothing and equipment.



CHARACTER DEVELOPMENT



MISSION: To build champions of character, competence, and consequence for the field of play and the game of life.

VISION: We are changing the way departments of athletics teach, practice, and experience leadership through a new paradigm for the selection, assessment, and development of people. We inspire students to CRAVE THE EXTRAORDINARY and equip them to IMPACT THE WORLD. We develop ethical, responsible, and passionate leaders who cast a purposeful vision, speak with a persuasive voice, care with a servant heart, and relentlessly pursue their optimal potential.

OUR APPROACH:

- Embrace an "Inside-Out" model based on full-time campus presence and sustained relationships with student-athletes, coaches, and administrators.
- Provide a deliberate, continuous, and progressive program that begins the moment a student-athlete steps on UK's campus and continues until they either graduate or depart to achieve their personal dreams.
- Create mindful engagement and practical application that moves leader development out of the classroom and into intentional developmental experiences.
- Integrate the physical, mental, and character components of performance through our Whole Person Performance Platform.

Comprehensive Programming

"Be - Know - Do"

- Integrated into academic course offerings
- Carefully aligned with the coach's philosophy and team vision
- Learn the disciplines of LEADING SELF in order to earn the privilege of LEADING OTHERS

i2i Coaching

"Iron Sharpening Iron"

- On-call advocate and enabler for UK coaching staffs built on Trust, Respect, and Confidence
- Proposed solutions for communication issues and team dynamic challenges
- Customized team events and exercises aligned with the coach's vision


Whole Person Reporting

"Capture the Present-Shape the Future"

- Real-time behavioral performance data based on essential Knowledge, Skills, and Attributes
- Incorporates coaches, administrators, tutors, and teammates
- Aligns values with culture and links activities to outcomes

UK Athletics is using a new Impact Leadership program, headed by Jason Cummins, whose mission is to build champions of character, competence, and consequence for the field of play and the game of life.

"Jason expands our knowledge of both the game of basketball and life. As a leader, I really value his impact on our team. What he is teaching us is so motivating and we take it as an opportunity to get better than we were yesterday." - Senior guard Bria Goss



MEDIA EXPOSURE

- Enhancing Kentucky's national presence is the new SEC Network.
- More than 90 million homes get SECN and SECN+.
- The SEC Network is a national sports network and will have 24/7 programming; it's a dedicated channel for all things SEC.
- More than 60 live women's basketball games will be featured on the SEC Network.
- Television networks have chosen to air double-digit Kentucky women's basketball games five straight seasons, including a school-record 23 times in 2013-14. UK was also chosen to participate in the first-ever women's collegiate basketball game in 3D last season.
- Every UK game will be televised or live streamed in 2014-15.



Women's Basketball Preview 2013-14

Lady Vols, Wildcats on top in SEC

By **Charlie Creme** | espn.com | Originally Published November 5, 2013

Get ready for 2013-14 with ESPN's women's college basketball season preview.

- ESPN's preseason All-America teams
- Stewart's preseason player of the year
- ESPN's expert predictions for 2013-14
- Time for Tennessee to just play
- More Louisville's Schimmel back for final act
- Fagan: The 5 faces of Shyn Schimmel
- ESPN's top five players at each position
- '03 Galois: Preseason player of the year?
- ESPN's preseason women's top 25

TOTAL ACCESS

- Total Access: Taking on the Triangle for 2013-14
- Gray ready to move on from injury

VIDEO

- Conference Play Breakdowns

AP Photo/Chris O'Neil
Dakisha Stalworth and Kentucky play a preseason defense that most teams struggle against.

Talk all you want about Tennessee's Final Four drought, but keep in mind that the Lady Vols' 2005 NCAA championship marked the last time any SEC team reached the game's showcase event.

Three of the conference's best teams -- Tennessee, Kentucky and Georgia -- reached the Elite Eight a year ago. All three lost. Kentucky has made consecutive trips the regional finals, only to fall short against Connecticut each time.

If the streak is to end in 2014 in Nashville, the teams from Knoxville and Lexington have the



ESPN Women's Basketball

my ESPN | NFL | MLB | NBA | NHL | NCAA | NCAA | NASCAR | SOCCER | TENNIS | MORE

WOMEN'S SCORES | PLAYOFFS | SCHEDULE | STATS | STANDINGS | TEAMS | TRANSACTIONS | SUPPORT | SCORES | STATS

UK, Baylor deliver game to remember

Wildcats outlast Lady Bears in highest scoring game in women's D-I history

By **Michelle Voepel** | espn.com | Originally Published December 9, 2013

The day before the Kentucky-Baylor women's basketball game, I was talking to a colleague about what we might see from these two undefeated teams. I was fearful of the worst. This is a mostly young and inexperienced Baylor team. Kentucky runs around like crazy, typically plays great defense, but doesn't always put the ball in the basket.

Plus, the game was in the cavernous AT&T Stadium in Arlington, Texas -- home of the Cowboys -- and venues like that sometimes can mess with shooters' depth perception. I was just hoping it wouldn't be a dreary, low-scoring affair.

So what happened? A "Twilight Zone/Outer Limits/Hill" kind of game. I was worried there wouldn't be enough scoring? I might as well have been worried that Robinson Cano wasn't going to get enough money.

Kentucky 133, Baylor 130, four overtimes. And the number of people who looked at this score and said, "who (blank)?" That would be a lot more than 203, which as the combined score was the most points ever in a Division I women's hoops game.

This proves it: Everything is bigger in Texas.

The Wildcats and Lady Bears threw us media pundits an unshakable curve: How do you find the necessary hypebole for a game that pretty much defies hypebole? We're still shaking our head wondering how it happened.


Let's put it this way: Wouldn't it be way more believable if the game had ended 47-43? You know, a kind of a gross, gritty defensive battle? Instead, those numbers represented the point totals for Baylor's Odyssey Sims and Kentucky's Jennifer O'Neill. Yeah, that's right: a combined 90 points from two guards who both wear the jersey number "zero."



BIG BLUE MADNESS



“It’s the one time where 25,000 people come to a practice and it doesn’t happen anywhere else in the country. It just shows you the unique tradition of Kentucky basketball. It is a spectacle. It is an unbelievable night and it’s the most unique of its kind in the country.” – **UK Coach Matthew Mitchell**



UK ADMINISTRATION



DR. ELI CAPIOUTO

University President

12th President in UK History

4th Year at UK

B.S. from Alabama

M.S. in Epidemiology from Alabama

Doctor of Dental Medicine
from Alabama.

Doctorate in Health Policy
and Management from the
Harvard University School
of Public Health.



MITCH BARNHART

Athletics Director

13th Year as UK Athletics Director

B.S. Ottawa University

M.S. Ohio University

Committed to fully funding all 22 varsity
sports at UK.

Led UK to a school-record 11th-place
finish in the Director's Cup in 2014.



TRAVEL WITH THE CATS AROUND THE BIG BLUE NATION

FRANCE

JAPAN

NEW YORK



The Wildcats have traveled all over the world and are always finding new and exciting places to go.

CUSTOM DESIGNED BUS, SPECIFICALLY FOR KENTUCKY ATHLETICS



SAN FRANCISCO

WASHINGTON D.C.

FIRST CLASS PRIVATE JETS

COMFORTABLE HOTEL ACCOMADATIONS



ACADEMIC ADVISORS AND LAPTOPS AVAILABLE ON THE ROAD

U.S. VIRGIN ISLANDS



Typical Game Day Schedule

9:00 a.m.	Breakfast
10:00 a.m.	Film on opponent
11:00 a.m.	Taping/treatment
11:30 a.m.	Depart for Shoot-around
Noon	Shoot-around
1:30 p.m.	Return to hotel
3:00 p.m.	Pre-game meal in hotel
5:00 p.m.	Depart for game
7:00 p.m.	Game time!
9:30 p.m.	Dinner
12:30 a.m.	Return to the basketball capital of the world, LEXINGTON!



SWITZERLAND

HAWAII

200 MAJORS & 16 ACADEMIC COLLEGES

Choose from 200 majors in one of UK's 16 academic and professional colleges:



- 18-to-1 Student Faculty Ratio.
- Average ACT Score for Incoming Freshmen: 25.5.
- In the last five years, UK earned nearly 100 national rankings for excellence in teaching, research and service.
- UK is one of only seven universities in the U.S. that have programs in agriculture, engineering, law, medicine and pharmacy on a single campus.



Agriculture
Arts and Sciences
Business and Economics
Communications & Information Studies

Dentistry
Design
Education
Engineering
Fine Arts
Health Sciences

Law
Medicine
Nursing
Pharmacy
Public Health
Social Work

GRADUATION SUCCESS



100%

Under Coach Mitchell, 16 different Wildcats have been SEC Academic Honor Roll members and 100 percent of his players in their final season of eligibility have received their degree.



CATS

CENTER FOR ACADEMIC AND TUTORIAL SERVICES



Kentucky was the FIRST SCHOOL IN THE NATION to open an academic center dedicated exclusively to student-athletes. CATS has personnel available to assist you with the following:

- Placement and Planning
- Shadowing/Mentoring
- Resume Building
- Seminars (Financial, Planning, Interviewing, etc.)
- Advising
- Internships
- Writing Assistance



CATS

CENTER FOR ACADEMIC AND TUTORIAL SERVICES

- CATS is connected to Memorial Coliseum and the Joe Craft Center.
- Student-athletes have weekly academic meetings with a coach.
- CATS provides 900 hours of tutoring per week as well as spacious study areas and tutoring rooms.
- A community outreach office is located in CATS.

CATS WHO CARE

Many Kentucky players choose to take part in the UK Athletics community service program. The Wildcats participate in a variety of community service projects, including mentoring, hospital visits, speaking engagements and food drives.



HOME OF UK HOOPS MEMORIAL COLISEUM



- The Coliseum covers an entire city block and has as much space as a seven-story office building. It currently has a capacity of 8,000.
- The Coliseum was built in 1950 and serves as a memorial to every Kentuckian who lost their life serving their country.
- A newly renovated state-of-the-art floor, video board, scoreboard and sound system have been added in the Matthew Mitchell era.
- Wildcat fans are passionate about their basketball, that's why UK Hoops has ranked in the nation's top 25 and in the SEC's top four in attendance 11 straight years.
- The Cats are 78-7 (91.7) at home over the last five seasons (including three games in Rupp Arena).
- UK averaged a school-record 6,727 fans per game in 2013-14, a mark that ranked ninth nationally.
- UK drew 121,089 fans for its 18 home games last season, the highest total attendance in school history.



HOME ATTENDANCE FIGURES

Year	Games	Total Att.	Avg.
2013-14 (9th)	18	121,089 !	6,727 !
2012-13 (11th)	17	104,447	6,144
2011-12 (13th)	18	113,068	6,282
2010-11 (11th)	15	95,453	6,364
2009-10 (17th)	17	95,615	5,624
2008-09 (21st)	17	75,194	4,423
2007-08 (23rd)	18	85,769	4,765
2006-07 (14th)	15	87,943	5,863
2005-06 (20th)	15	77,411	5,161
2004-05 (20th)	19	90,663	4,772
2003-04 (17th)	14	72,553	5,182
2002-03	13	22,024	1,694
2001-02	11	12,681	1,153
2000-01	12	17,746	1,479
1999-00	12	29,643	2,470
1998-99	10	18,443	1,844
1997-98	11	15,728	1,430
1996-97	10	6,817	682
1995-96	11	8,456	769
1994-95	13	15,540	1,195
1993-94	13	17,649	1,358
1992-93	13	19,511	1,501
1991-92	13	17,087	1,314
1990-91	14	16,011	1,143
1989-90	14	18,777	1,341
1988-89	13	14,575	1,121
1987-88	16	13,400	837
1986-87	13	18,025	1,386
1985-86	16	18,887	1,180
1984-85	16	23,990	1,499
1983-84	17	18,880	1,110
1982-83	17	61,975	# 3,645
1981-82	19	41,000	2,158
1980-81	15	29,224	1,948
1979-80	15	22,500	1,500

! New Season Record • Led the nation
Years include games at Rupp Arena • 1974-79 attendance not available

RUPP ARENA

CAPACITY - 23,000

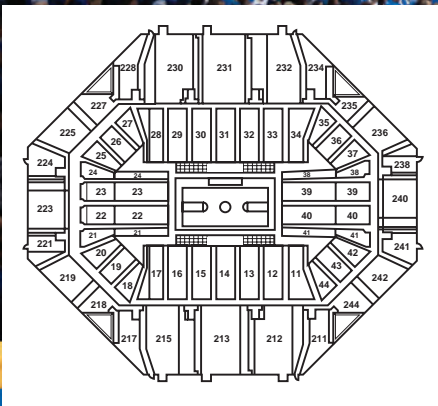

SINGLE-GAME ATTENDANCE RECORDS – RUPP ARENA

(Since 1978)

1.	23,706	#2/2 Duke	12/22/13
2.	18,488	DePaul	12/7/12
3.	14,508	#6/5 Duke	12/8/11
4.	13,689	#1 Tennessee	1/26/06
5.	10,390	#7 Rutgers	1/12/80
6.	10,192	Louisville	12/28/05
7.	9,120	Alabama	2/26/06
8.	8,335	#9 LSU	1/27/08
9.	7,128	Arkansas	2/18/07
10.	7,126	#11 Georgia	2/15/07
11.	6,629	Auburn	1/19/06
12.	6,348	Arkansas-Pine Bluff	12/17/06
13.	6,223	#13 North Carolina	11/25/03
14.	6,012	Mississippi State	1/25/07
15.	5,803	South Carolina	3/2/08
16.	5,785	Wake Forest	12/30/04
17.	5,677	#16 Florida	1/4/95
18.	5,243	#18 Georgia	1/13/05
19.	4,830	Louisville	12/3/03
20.	4,561	Ole Miss	2/7/08
21.	4,100	Indiana	12/8/81

UK Hoops' Record in Rupp: 22-13 (62.9)

- Rupp Arena is entering its 39th season.
- An awesome structure in sight and scope, the arena is divided into two seating areas. The lower level features 10,000 cushioned theater seats. The upper level has 13,000 seats on epoxy-coated metal bleachers. The latter can be visually isolated to provide more natural setting for small shows.
- The Wildcats command an exclusive and updated state-of-the-art locker room, while other amenities include six team-size dressing rooms and eight smaller units.
- Last season, UK set the new single-game attendance record when 23,706 fans saw UK face No. 2 Duke in Rupp Arena on Dec. 22, 2013. The attendance marked the largest crowd ever to see a college women's hoops game in the Commonwealth — the previous mark was 22,152 for the first Kentucky-Louisville game played in the KFC Yum! Center on Dec. 5, 2010.
- It also marked the first sellout in Rupp Arena for a women's basketball game.



JOE CRAFT CENTER

UNRIVALED FACILITIES

- The Joe Craft Center is a \$30-million, 100,000 square foot state-of-the-art practice facility that houses two practice courts; locker, meeting, training, and weight rooms; and coaches' offices for men's and women's basketball, in addition to administrative and ticket offices.

- The state-of-the-art flooring system promotes safety by reducing wear and tear on joints and muscles.

- Meeting rooms feature "smart" technology, including the latest advances in video.

- Our players have access to the Joe Craft center 24 hours a day, seven days a week.


- Located across the street from the residence halls.



FIRST-CLASS LIVING

Brand new suite-style dorms opened in 2014

- Two-bedroom suites with separate bedrooms but a shared kitchen/living space and bathroom.
- Full XL size Tempur-Pedic mattress.
- Built in closet and desk to get school work done.
- High-tech laundry facilities that will alert you to machine availability and status of your wash load via your computer or cell phone.
- Conveniently located in close proximity to Memorial Coliseum, the Joe Craft Center practice facility, the student center and the Whitehall Classroom Building.



TRAINING ROOM

Kentucky stays on the cutting edge of technology as shown by the up-to-date rehabilitation equipment in the Joe Craft Center, the underwater treadmill and zero gravity treadmill.



UNDERWATER TREADMILL

UK's underwater treadmill can produce an intense cardio workout that limits the risk of injury and is also ideal for post-injury or post-surgical rehabilitation. The underwater treadmill promotes extensive, pain-free joint movement and strengthening.




ZERO GRAVITY TREADMILL

The zero gravity treadmill allows our student-athletes to train harder and enhance their physical therapy experience without putting extra stress on their joints and muscles. It also helps in the post-surgical or post-injury rehabilitation.



STRENGTH & CONDITIONING

- Primary focus of the weight room: development of core strength by using ground-based, multi-joint lifting through use of the Olympic lifts.
- Comprehensive program including full nutrition analysis and complete conditioning regimen.
- Three multi-purpose racks for Olympic lifting, squats, presses & pullups.
- Basketball only weight room.
- 2,500 total square footage.
- Two Vertimax stations.
- Full weight range of Iron Grip dumbbells with UK logos.
- Woodway treadmills along with a variety of non-impact cardio equipment in a separate cardio-only room.



NUTRITION



MONICA FOWLER
Dietician

3rd year at UK

B.S from Kentucky in dietetics

M.S. from Kentucky in hospitality
and dietetics administration



Monica helps the Wildcats with all their nutritional aspects, including nutritional counseling and assessments, meal planning and maintaining nutritional supplements.

She teaches the Cats how to shop for groceries, pick healthy meals throughout campus and make healthy meals at home.



- Nutritional counseling and assessments
- Meal planning
- Healthy cooking classes
- 24/7 access to training table

MEET THE WILDCATS



AZIA BISHOP

GENERAL

Has played in 101 career games with six starts ... A versatile post player who runs the floor extremely well and looks to score in transition ... Finishes around the rim and can also knock down 3-pointers ... Possesses speed and athleticism to make her a threat in the post ... Majoring in social work and is inspired to help children by her six-year-old brother who is autistic ... Tallest player on the team ... Set to graduate in May of 2015.

• SEC Academic Honor Roll (2014)

Favorite class is
Sociology of Criminal Thinking.

The most famous person in her
cell phone is John Wall.

Guilty pleasure is
eating hot popcorn.



Secretly wants to be a vampire.
A good one of course.

Perfect sandwich is ham, turkey,
mayo, mustard and Doritos.

Owens three dogs but only
Royal, a Teacup Yorkie, lives
in Lexington.

Dream job is modeling.



CAREER STATS

Year	GP-GS	MIN	FG-FGA	PCT	3FG-FGA	PCT	FT-FTA	PCT	OFF-DEF	TOT-AVG	PF-FO	A	TO	BLK	ST	PTS-AVG
2011-12	32-1	362-11.3	63-133	.474	3-10	.300	27-64	.422	54-54	108-3.4	79-2	8	40	31	23	156-4.9
2012-13	34-0	404-11.9	48-129	.372	4-20	.200	25-55	.455	52-56	108-3.2	72-3	15	39	27	15	125-3.7
2013-14	35-5	552-15.8	72-166	.434	6-16	.375	34-84	.405	85-101	186-5.3	87-2	16	31	41	18	184-5.3
TOTAL	101-6	1318-13.0	183-428	.428	13-46	.283	86-203	.424	191-211	402-4.0	238-7	39	110	99	56	465-4.6

#50 • FORWARD/CENTER • SR • 6-3

TOLEDO, OHIO/START HS

@abishop50_

_capriab

2013-14 (JUNIOR)

Played in all 35 games, while making five starts ... Averaged 5.3 points, 5.3 rebounds and 15.8 minutes per game ... Ranked first on the team in blocked shots with 41 and third on the team in rebounding (5.3) ... Finished with 10 points, eight boards and four blocked shots vs. Wright State in the NCAA Tourney (3/22) ... Had two double-doubles (vs. Georgia Southern and South Carolina) ... Grabbed a career-best 12 rebounds vs. Georgia Southern (11/13/13) ... Played 22 minutes off the bench and recorded 10 points, nine rebounds and a career-high five blocks vs. Central Michigan (11/17/13) ... The five blocked shots rank tied for sixth for most blocks in a single game in UK history ... Hit six 3-pointers ... Named to the SEC Winter Academic Honor Roll.

2012-13 (SOPHOMORE)

Averaged 4.3 points and 3.3 rebounds per game ... Ranked third on the team in blocks with 27 ... Knocked down four 3-pointers ... Tied her career high with 11 rebounds against Vanderbilt (2/10) ... Scored a career-high 17 points on 7-of-10 shooting from the field in 20 minutes off the bench vs. LSU (1/27) ... Her career night was the most points scored by a Wildcat off the bench since Bernisha Pinkett scored 21 vs. Miami Ohio (11/28) ... Had a key play in the Louisville game (12/2) when she blocked a driving layup attempt by Louisville's Bria Smith with just one second remaining, helping UK preserve a 48-47 win.

2011-12 (FRESHMAN)

Played in 32-of-35 games as a freshman with one start at Alabama ... Averaged 4.9 points, 34. rebounds and 1.0 blocks per games (overall) and 2.6 points and 3.2 rebounds per game in SEC play ... Had double-figure points in seven games, posting a season-high 13 points vs. Samford to go along with four boards and three steals in just 10 minutes of play ... Blocked the fifth most shots by a freshman in UK history (31) ... Led the team in blocked shots (31) ... Twelfth in the SEC in blocked shots (1.0) ... Had 10 blocks in her last nine games played.

HIGH SCHOOL

Rated the No. 34 prospect overall and the No. 3 post player in the nation, according to ESPN's HoopGurtz rankings. Ranked No. 30 by Bluestar Basketball ... Averaged 16.4 points, 8.5 rebounds, and 3.8 blocked shots per game as a senior at Start High School ... Named the 2011 Toledo Blade Girl's Player of the Year ... Also was the Co-City League and Associated Press Northwest All-District Player of the Year ... All-City, AP All-Ohio and AP Northwest All-District first team selections ... Named to the District-7 Coaches Association team ... Helped Start HS win its second City League championship in three years ... Compiled an impressive 80-15 overall record during her prep career ... Named to the Division I All-District third team and was an All-American honorable mention by Sporting News Magazine as a junior ... Also a talented track athlete, participating in the 4x200, 400 meters and high jump.



GAME-BY-GAME STATS

(Junior - 2013-14)

Opponent	Min	FG-A	3PT-A	FT-A	O-D-T	PF	A	TO	BS	ST	PTS
at Marist	12	3-4	0-0	0-2	2-1-3	1	0	1	1	0	6
at Wagner	11	1-4	1-1	2-2	0-3-3	3	1	2	1	0	5
vs. Georgia Southern	15	2-6	2-2	4-8	7-5-12	1	2	1	1	0	10
vs. Central Michigan	22	3-6	1-1	3-6	5-4-9	4	0	1	5	1	10
vs. Lipscomb	21	0-5	0-1	2-6	2-6-8	3	2	0	0	1	2
at MTSU	16	2-8	0-2	2-3	6-2-8	3	1	3	1	1	6
vs. Bradley	16	3-6	0-1	0-1	1-1-2	0	1	0	2	2	6
vs. Louisville	16	1-2	0-0	2-2	3-4-7	2	0	1	0	0	4
vs. Baylor	24	2-2	0-0	2-7	1-4-5	5	3	3	0	0	6
at DePaul*	19	4-7	0-0	0-2	4-1-5	1	0	1	0	1	8
vs. ETSU*	18	2-6	0-0	1-6	5-2-7	3	0	1	1	0	5
vs. Duke	18	2-8	0-0	0-5	6-4-10	3	0	0	1	1	4
vs. Grambling State*	19	3-7	0-0	1-6	2-4-6	5	2	1	3	0	7
at Alabama*	22	6-10	1-1	3-3	5-3-8	2	0	1	2	0	16
vs. Florida*	24	1-6	0-1	3-6	5-6-11	4	0	1	0	1	5
at South Carolina	20	5-11	0-1	2-6	5-6-11	2	0	1	2	0	12
vs. Missouri	18	4-6	0-1	0-1	1-3-4	4	1	0	0	1	8
at Auburn	9	3-4	0-0	1-2	1-2-3	0	0	1	2	0	7
vs. Alabama	13	1-3	0-0	0-1	1-1-2	2	0	1	1	1	2
vs. Arkansas	18	2-9	0-1	2-3	2-4-6	0	0	1	1	0	6
at Georgia	17	1-3	1-2	3-4	1-6-7	3	0	0	2	1	6
vs. LSU*	18	0-1	0-0	0-0	1-5-6	2	0	1	2	0	0
at Florida	14	2-4	0-0	0-0	2-2-4	2	0	1	0	0	4
vs. Ole Miss	11	0-2	0-0	0-0	1-2-3	3	0	1	0	0	0
at Tennessee	12	0-1	0-0	0-0	1-3-4	4	1	1	1	0	0
vs. South Carolina	12	1-3	0-0	0-0	0-1-1	2	0	0	0	0	2
at Texas A&M	2	1-1	0-0	0-0	0-0-0	2	0	0	0	0	2
at Mississippi State	8	2-2	0-0	0-0	1-1-2	4	0	2	0	0	4
vs. Vanderbilt	10	2-4	0-0	0-1	2-3-5	2	0	1	1	0	4
vs. Florida	21	4-6	0-1	0-0	3-2-5	1	0	0	3	2	8
vs. South Carolina	16	1-4	0-0	0-0	2-2-4	2	0	0	1	3	2
vs. Tennessee	12	1-2	0-0	0-0	0-0-0	3	0	0	0	1	2
vs. Wright State	19	5-8	0-0	0-1	4-4-8	3	1	2	4	0	10
vs. Syracuse	17	1-2	0-0	1-2	1-3-4	3	1	1	1	1	3
vs. Baylor	12	1-3	0-0	0-0	2-1-3	3	0	0	2	0	2

(Sophomore - 2012-13)

Opponent	Min	FG-A	3PT-A	FT-A	O-D-T	PF	A	TO	BS	ST	PTS
vs. Delaware State	19	3-8	0-2	0-0	2-5-7	2	1	2	3	0	8
at Baylor	16	1-6	0-1	0-2	2-2-4	5	1	1	1	1	2
vs. High Point	21	4-6	1-2	3-8	1-3-4	4	2	1	1	3	12
vs. Morehead State	23	4-9	0-1	1-2	7-3-10	1	2	4	2	1	9
vs. USC Upstate	17	2-4	0-1	0-1	3-3-6	1	0	1	1	0	4
vs. Miami (OH)	5	0-2	0-1	0-2	0-0-0	0	0	0	0	0	0
at Louisville	16	1-1	0-0	0-0	0-0-0	3	1	1	1	0	2
vs. DePaul	16	2-4	1-1	1-2	2-1-3	1	1	1	1	0	6
vs. MTSU	10	2-4	0-1	0-0	0-0-0	3	0	0	1	2	4
at Pepperdine	13	1-4	0-0	0-0	3-3-6	5	1	3	2	1	2
at UC Santa Barbara	6	0-0	0-0	0-0	0-0-0	0	1	2	0	0	0
vs. Alcorn State	2	0-1	0-0	0-0	0-0-0	2	0	1	0	0	0
vs. Marist	11	0-1	0-1	4-4	1-1-2	1	1	3	0	1	4
vs. Florida	4	0-0	0-0	0-2	0-0-0	1	0	0	0	0	0
at Alabama	6	0-1	0-1	3-4	2-1-3	2	0	1	1	0	3
vs. Texas A&M											
at Missouri											
vs. Mississippi State	9	1-4	0-0	0-0	3-1-4	2	0	1	0	0	2
vs. Auburn	8	0-2	0-0	0-0	2-2-4	1	0	2	1	0	0
at South Carolina	2	0-0	0-0	0-0	0-0-0	0	0	0	0	0	0
vs. LSU	20	7-10	1-1	2-4	2-3-5	3	1	2	1	0	17
vs. Georgia	3	0-0	0-0	0-0	0-0-0	2	0	2	0	0	0
at Arkansas	15	2-7	0-0	0-0	1-0-1	1	1	0	2	0	4
at Vanderbilt	22	1-6	0-0	1-4	7-4-11	3	0	1	1	1	3
vs. South Carolina	22	0-9	0-1	0-0	2-3-5	5	0	2	0	0	0
at Texas A&M	2	1-1	0-0	0-0	0-0-0	0	0	0	0	0	2
at LSU	16	2-8	0-1	2-3	5-3-8	2	0	1	2	0	6
at Ole Miss	17	2-6	1-2	1-4	2-3-5	3	1	1	0	1	6
vs. Tennessee	16	4-5	0-1	0-0	4-4-4	1	0	0	1	0	8
vs. Vanderbilt	18	3-7	0-0	3-4	3-2-5	4	1	1	1	1	9
vs. Georgia	15	1-5	0-1	1-2	1-5-6	4	0	3	2	1	3
vs. Texas A&M	12	1-3	0-0	1-2	1-2-3	3	0	0	2	1	3
vs. Navy	12	2-3	0-0	0-2	2-2	3	0	1	0	1	4
vs. Dayton	3	0-0	0-0	0-0	0-0-0	0	0	0	0	0	0
vs. Delaware	6	1-2	0-1	0-0	0-0-0	3	0	0	0	0	2
vs. UCONN	1	0-0	0-0	0-0	0-0-0	1	0	1	0	0	0

(Freshman - 2011-12)

Opponent	Min	FG-A	3PT-A	FT-A	O-D-T	PF	A	TO	BS	ST	PTS
at Morehead State	12	4-5	0-0	1-2	3-1-4	3	0	3	0	0	9
vs. Jacksonville State	19	4-8	0-1	3-4	3-0-3	3	0	2	1	5	11
vs. Northeastern	20	3-7	0-0	6-10	6-2-8	3	0	4	1	1	12
vs. Southern Miss	19	4-11	0-1	1-2	4-1-5	4	1	2	2	0	9
vs. Nebraska Omaha	19	2-5	1-2	3-8	2-1-3	3	2	0	0	1	8
vs. Sam Houston St.	13	3-7	0-0	1-3	1-3-4	2	1	0	1	1	7
vs. Miss Valley State	7	0-1	0-0	0-0	0-1-1	0	0	2	0	0	0
vs. Louisville	2	0-1	0-0	0-0	0-0-0	0	0	1	1	0	0
vs. Duke	19	6-9	0-0	0-2	6-5-11	2	0	2	4	2	12
vs. Arkansas-PB	15	3-5	0-1	4-7	1-3-4	4	0	0	1	2	10
at Notre Dame	4	1-2	0-0	0-0	0-0-0	1	0	0	0	0	2
vs. Samford	10	6-9	0-0	1-1	1-3-4	2	0	2	0	3	13
at Middle Tennessee	13	4-7	0-1	0-0	2-0-2	4	1	2	0	1	8
at Florida	12	0-3	0-1	2-2	1-7-8	4	0	4	2	0	2
vs. Arkansas	10	5-10	1-1	0-1	5-3-8	5	0	2	1	0	11
vs. Mississippi State	12	0-2	0-0	0-2	1-4-5	2	0	1	1	0	0
vs. Tennessee	10	0-1	0-0	0-0	1-2-3	1	0	1	0	0	0
at South Carolina	13	2-2	0-0	0-0	0-1-1	3	0	2	3	1	4
at Georgia	9	0-2	0-1	0-0	1-3-4	2	0	1	1	0	0
vs. Florida	7	0-1	0-0	1-2	1-0-1	3	0	0	1	0	1
at Auburn	5	0-4	0-0	3-6	1-0-1	1	0	0	0	1	3
vs. Alabama	7	1-2	1-1	0-2	0-0-0	1	0	1	0	0	3
vs. Ole Miss											
at LSU	3	1-1	0-0	0-0	0-0-0	0	0	0	0	0	2
at Tennessee	14	0-2	0-0	0-0	1-1-2	4	0	1	1	3	0
at Alabama*	22	4-6	0-0	0-0	1-5-6	4	0	1	2	0	8
vs. Vanderbilt	7	0-1	0-0	0-0	2-1-3	1	0	2	2	0	0
vs. South Carolina											
at Mississippi State											
vs. Florida	4	0-1	0-0	0-0	0-1-1	3	0	0	0	0	0
vs. LSU	15	4-6	0-0	0-0	3-1-4	4	0	1	1	0	8
vs. McNeese State	16	5-7	0-0	0-5	2-1-3	5	2	3	3	1	10
vs. Green Bay	5	0-1	0-0	1-2	1-2-3	0	0	0	1	0	1
vs. Gonzaga	16	1-4	0-0	0-3	3-2-5	2	0	1	0	1	2
vs. Connecticut	3	0-0	0-0	0-0	0-1-1	3	0	0	0	0	0

* Started game

CAREER HIGHS

Points:	17 vs. LSU 1/27/13
FGM:	7 vs. LSU 1/27/13
FGA:	11, twice, last at South Carolina 1/9/14
FTM:	6 vs. Northeastern 11/17/11
FTA:	10 vs. Northeastern 11/17/11
3FGM:	2 vs. Central Michigan 11/17/13
3FGA:	2, seven times, last at Georgia 1/30/14
O-Rebounds:	7, twice, last vs. Georgia Southern 11/13/13
D-Rebounds:	7 vs. Florida 1/1/12
Total Rebounds:	12 vs. Georgia Southern 11/13/13
Assists:	3 vs. Baylor 12/6/13
Blocks:	5 vs. Central Michigan 11/17/13
Steals:	5 vs. Jacksonville State 11/15/11
Minutes:	24, twice, last vs. Florida 1/5/14

PERSONAL

Date and Place of Birth: April 5, 1993/Toledo, Ohio
 Parent(s): Buffy Costell and Oyamo Bishop ... Siblings: Lamont, Lilia, Adori, Olivia and Ariyana ... High School and Coach: Start High School / Bob Brown ... Shooting Hand: Right ... Major: Social work.

THE CATS' CAUSE

Volunteered to pack and deliver food for God's Pantry Backpack program ... Southern Hills 5K celebrity race starter ... Volunteered to pack bags for the Joplin, Mo., tornado victims ... Participated in Lexington's Fire Prevention Parade ... Serves as a mentor at a Day Treatment Center for children.

MAKAYLA EPPS

GENERAL

A strong and powerful guard who has a high basketball IQ ... Has great ball-handling ability and makes good decisions with the ball ... One of seven high school All-Americans on the team ... Dropped almost 15 lbs in the offseason conditioning program ... Daughter of former Wildcat Anthony Epps who played at Kentucky from 1994-98 and was the starting point guard for the 1996 National Championship team ... Teammate of Kyvin Goodin-Rogers at Marion Co. High School.

• SEC First-Year Academic Honor Roll (2014)

If she could trade places with Coach Mitchell for one day, she would drive his Porsche.

Guilty pleasure is banana milkshakes.

Loves shoes, hats and crazy designed socks.

On average, she receives more than 75 text messages per day.

People would be shocked to know she has a small teddy bear collection.



Father, Anthony, was a point guard on UK's 1996 National Championship team. He also wore No. 25.



CAREER STATS

Year	GP-GS	MIN	FG-FGA	PCT	3FG-FGA	PCT	FT-FTA	PCT	OFF-DEF	TOT/AVG	PF-FO	A	TO	BLK	ST	PTS/AVG
2013-14	34-1	391-11.5	56-116	.483	12-41	.293	31-46	.674	10-37	47-1.4	32-0	46	21	0	11	155-4.6
TOTAL	34-1	391-11.5	56-116	.483	12-41	.293	31-46	.674	10-37	47-1.4	32-0	46	21	0	11	155-4.6

#25 • GUARD • SO • 5-10

LEBANON, KY./MARION COUNTY HS



2013-14 (FRESHMAN)

Played in 34 of UK's 35 games as a true freshman, while making one start ... Averaged 4.6 points and 1.4 rebounds per game ... Finished with five games in double-figure scoring ... Charted 46 assists with just 21 turnovers ... Was a key cog off the bench in UK's win over top-seeded South Carolina (3/8) in the SEC Tournament semifinals, finishing with 10 points ... Recorded all 11 of her points in the win at Texas A&M (2/23) from the free-throw line... Scored a career-high 16 points on a career-best 6-of-8 shooting in 17 minutes vs. South Carolina (2/20) ... Played a career-high 28 minutes vs. Grambling State to go with 10 points and seven rebounds ... Received her first career start vs. No. 2 Duke (12/22/13)... Was a key spark off the bench in 4OT win vs. Baylor (12/6/13) with nine points ... Drilled back-to-back 3-pointers late in the first half to help cut UofL's lead to eight in the first half and finished with six points on a career-high 2-of-3 shooting from 3-point range to help UK secure the win ... Named to the SEC First-Year Academic Honor Roll.

HIGH SCHOOL

Listed as the 10th-best guard and 32nd best player in the nation, according to ESPN.com ... 2013 McDonald's All-American for the East team ... Was the first in Lady Knight school history with that distinction ... 2013 Kentucky Miss Basketball ... 2013 Kentucky Gatorade Player of the Year ... 2013 WBCA All-American Honorable Mention... 2013 AP Girls' Player of the Year ... Three-time All-State honoree who compiled over 3,300 points in her prep basketball career ... Led the top-ranked Lady Knights to a perfect 39-0 record in 2013 and Marion County's first state tournament title in eight appearances ... The Lady Knights became the first undefeated state champ since Marshall County in 1984 ... Averaged a team-high 23.0 points, 5.5 assists, 4.3 steals and 5.5 rebounds per game as a senior ... Chose Kentucky over Louisville.

PERSONAL

Parent(s): Angela Mattingly and Anthony Epps ... Siblings: Jaren, Jamison, Denisha and Antaya ... High School and Coach: Marion County High School/Trent Milby ... Shooting Hand: Right ... Major: Undergraduate studies.

THE CATS' CAUSE

Volunteered to pack food at God's Pantry for Hunger Action Month ... Volunteered to pack for God's Pantry Backpack program.

GAME-BY-GAME STATS

(Freshman - 2013-14)

Opponent	Min	FG-A	3PT-A	FT-A	O-D-T	PF	A	TO	BS	ST	PTS
at Marist											
DNP - Illness											
at Wagner	2	1-1	0-0	0-0	0-0-0	1	0	0	0	1	2
vs. Georgia Southern	19	4-7	1-3	0-1	1-2-3	1	6	1	0	1	9
vs. Central Michigan	8	0-2	0-1	0-0	0-2-2	2	2	1	0	0	0
vs. Lipscomb	15	1-5	0-2	0-0	0-2-2	0	2	0	0	1	2
at MTSU	5	2-4	0-2	1-2	0-2-2	3	0	1	0	0	5
vs. Bradley	17	3-7	1-3	2-4	0-1-1	1	6	0	0	3	9
vs. Louisville	6	2-3	2-3	0-0	0-0-0	0	0	0	0	0	6
vs. Baylor	19	3-5	2-3	1-2	0-4-4	3	2	1	0	1	9
at DePaul	15	4-6	0-1	2-4	3-3-6	2	2	1	0	1	10
vs. ETSU	18	3-5	2-3	0-0	0-3-3	0	1	0	0	2	8
vs. Duke*	13	0-3	0-0	0-0	0-0-0	1	0	0	0	0	0
vs. Grambling State	28	5-6	0-1	0-0	4-3-7	2	0	1	0	0	10
at Alabama	9	1-2	0-0	0-0	0-1-1	0	1	0	0	0	2
vs. Florida	6	0-0	0-0	0-0	0-0-0	1	0	0	0	0	0
at South Carolina	5	0-1	0-1	0-0	0-0-0	1	0	1	0	0	0
vs. Missouri	6	0-1	0-0	0-0	0-0-0	1	1	0	0	0	0
at Auburn	4	0-0	0-0	0-0	0-0-0	1	0	1	0	0	0
vs. Alabama	6	0-2	0-1	0-0	0-0-0	0	1	0	0	0	0
vs. Arkansas	3	0-0	0-0	0-0	0-0-0	1	0	0	0	0	0
at Georgia	6	0-1	0-1	0-0	0-0-0	1	0	0	0	0	0
vs. LSU	14	3-5	1-2	0-0	2-0-2	0	0	0	0	0	7
at Florida	3	0-3	0-2	0-0	0-0-0	0	0	1	0	0	0
vs. Ole Miss	13	1-4	0-1	0-0	0-0-0	0	2	1	0	0	2
at Tennessee	3	0-0	0-0	0-0	0-0-0	0	1	0	0	0	0
vs. South Carolina	17	6-8	0-2	4-4	0-1-1	1	1	0	0	0	16
at Texas A&M	22	0-1	0-0	11-14	0-3-3	1	4	0	0	0	11
at Mississippi State	9	0-1	0-0	4-4	0-1-1	0	0	1	0	0	4
vs. Vanderbilt	10	2-4	1-2	2-2	0-1-1	0	0	0	0	0	7
vs. Florida	9	2-3	1-2	0-0	0-0-0	3	3	1	0	1	5
vs. South Carolina	25	4-9	1-3	1-3	0-2-2	0	2	0	0	0	10
vs. Tennessee	14	1-4	0-0	2-4	0-4-4	0	1	1	0	0	4
vs. Wright State	16	1-2	0-0	0-0	0-0-0	2	7	4	0	0	2
vs. Syracuse	12	4-7	0-2	0-0	0-0-0	1	1	1	0	0	8
vs. Baylor	14	3-4	0-0	1-2	0-2-2	2	0	3	0	0	7



CAREER HIGHS

Points:	16 vs. South Carolina 2/20/14
FGM:	6 vs. South Carolina 2/20/14
FGA:	9 vs. South Carolina 3/8/14
FTM:	11 at Texas A&M 2/23/14
FTA:	14 at Texas A&M 2/23/14
3FGM:	2, three times, last vs. ETSU 12/15/13
3FGA:	3, six times, last vs. South Carolina 3/8/14
O-Rebounds:	4 vs. Grambling State 12/29/13
D-Rebounds:	4 vs. Baylor 12/6/13
Total Rebounds:	7 vs. Grambling State 12/29/13
Assists:	7 vs. Wright State 3/22/14
Blocks:	N/A
Steals:	3 vs. Bradley 11/27/13
Minutes:	28 vs. Grambling State 12/29/13

BRIA GOSS

GENERAL

UK's third-leading returning scorer with 10.2 points per game ... Has played in 106 career games with 91 starting assignments ... Became the 29th Wildcat to score 1,000 career points last season ... One of the most versatile and talented guards on the team ... A tenacious defender and high-energy player ... An offensive threat who looks to use her speed to score in transition ... One of seven high school All-Americans on the team ... Coach Mitchell says, "Bria is the epitome of what we want a Kentucky basketball player to be. She is of highest character, she has the greatest work ethic, she cares about people, cares about this program, cares about Kentucky and winning." ... Chosen to participate in a week-long service trip to Ethiopia during the summer ... Set to graduate in May of 2015.

- Preseason All-SEC, second team (Coaches) - 2013
- SEC Freshman of the Year (AP, Coaches and College Sports Madness) - 2012
- All-SEC Freshman Team (Coaches and AP) - 2012
- College Sports Madness All-SEC, fourth team - 2012
- Full Court Freshman All-American, first team - 2012
- SEC Freshman of the Week (Nov. 21, 2012)
- SEC Freshman of the Week (Dec. 12, 2012)
- SEC Freshman of the Week (Jan. 23, 2012)
- SEC Freshman of the Week (Feb. 27, 2012)

Most famous person in her cell phone is Anthony Davis.

Dream job is to have her own television show.

Once played the character of Joseph in a Christmas play.

Celebrity she gets mistaken for is Sanaa Lathan.

Favorite class is the Darkside of Interpersonal Communications.

If she could trade places with Coach Mitchell for a day she would go to Hawaii.

Favorite all-time movie is Aladdin.



CAREER STATS

Year	GP-GS	MIN	FG-FGA	PCT	3FG-FGA	PCT	FT-FTA	PCT	OFF-DEF	TOT-AVG	PF-FO	A	TO	BLK	ST	PTS-AVG
2011-12	35-35	928-26.5	126-339	.372	34-103	.330	98-134	.731	64-77	141-4.0	75-1	52	62	2	50	384-11.0
2012-13	36-22	883-24.5	102-265	.385	28-100	.280	86-102	.843	54-51	105-2.9	65-0	44	55	4	57	318-8.8
2013-14	35-34	949-27.1	99-250	.396	32-90	.356	127-141	.901	50-93	143-4.1	72-2	46	39	10	39	357-10.2
TOTAL	106-91	2760-26.0	327-854	.383	94-293	.321	311-377	.825	168-221	389-3.7	212-3	142	156	16	146	1059-10.0



LINNAE HARPER

GENERAL

A tough competitor with a knack for attacking and finishing in traffic ... Excellent rebounder and on-ball defender ... Can play a variety of positions ... Very aggressive with the ball and has a nose for the ball ... Rated as the No. 5 recruit in the country as a senior, which made her the highest-ranked recruit in UK Hoops history ... One of seven high school All-Americans on the team ... Was a teammate of UK junior point guard Janee Thompson at Whitney Young High School in Chicago.

- SEC All-Tournament Team (2014)
- SEC All-Freshman Team (2014)
- SEC First-Year Academic Honor Roll (2014)
- SEC Freshman of the Week (Dec. 16, 2013)

Biggest accomplishment to date is making the SEC First-Year Academic Honor Roll.

Favorite color is pink.

Nickname is Nae Nae or Nae2.

Dream job is to coach in the NBA.



Trey Songz gets the most play in her ipod right now.

Favorite dessert is sweet potato pie.

Team's only LEFTY.



CAREER STATS

Year	GP-GS	MIN	FG-FGA	PCT	3FG-FGA	PCT	FT-FTA	PCT	OFF-DEF	TOT/AVG	PF-FO	A	TO	BLK	ST	PTS/AVG
2013-14	35-0	498-14.2	105-224	.469	6-25	.240	27-48	.563	45-52	97-2.8	52-0	27	37	2	25	243-6.9
TOTAL	35-0	498-14.2	105-224	.469	6-25	.240	27-48	.563	45-52	97-2.8	52-0	27	37	2	25	243-6.9

#15 • GUARD • SO • 5-8

CHICAGO, ILL./WHITNEY YOUNG HS



@Nae_2smoove



that_harperkid

2013-14 (FRESHMAN)

Appeared in all 35 of UK's game as a true freshman ... Averaged 6.9 points and 2.8 rebounds per game ... Named to the SEC All-Tournament Team after averaging 10.3 points off the bench in leading UK to the SEC Tournament championship game ... Named to the SEC All-Freshman Team by the league's coaches ... Totaled 45 offensive rebounds, second among all the guards, despite playing just 14.2 minutes per game ... Scored 10 or more points in three straight games after 12 vs. Wright State (3/22) ... Scored 14 points on 6-of-10 shooting from the field in the Sweet 16 vs. Baylor (3/29) ... Finished with 12 points, five boards and two assists in a career-high 27 minutes off the bench in the SEC Tournament semifinals vs. USC (3/8) ... Recorded 11 of her 12 points in the SEC Championship game vs. UT (3/9) in the first half ... Scored 16 points at Texas A&M (2/23) on 6-of-9 shooting in 25 minutes off the bench ... Had back-to-back double-digit scoring games, scoring 10 points and grabbing five boards in 17 minutes at Florida (2/9) and posting 10 points with five rebounds vs. Ole Miss (2/14) ... Named SEC Freshman of the Week (12/16/13) after averaging 14.5 points and 4.5 rebounds in two wins vs. DePaul and ETSU ... Finished with career highs in points (18), minutes played (18), field goals made (7), defensive rebounds (4), free-throws made (4) and attempted (5) at DePaul (12/12/13) ... Named to the SEC First-Year Academic Honor Roll.

HIGH SCHOOL

McDonald's High School All-American (2013) ... Had eight points, three rebounds, four assists, one blocked shot and two steals in helping the East squad win the McDonald's All-American Game ... Earned the McDonald's Sportsmanship Award for her actions during the week's festivities ... One of six finalists for McDonald's National High School Player of the Year (2013) ... Nike/WBCA High School All-American (2013) ... Had eight points, three rebounds, four assists, one blocked shot and three steals in the Nike/WBCA All-American Game ... USA Today All-USA First Team (2013) ... Finalist for Naismith National High School Player of the Year (2012, 2013) ... MaxPreps All-American (2013) ... Chicago Sun-Times Player of the Year (2013) ... Illinois Basketball Coaches Association 3A/4A All-State first

GAME-BY-GAME STATS

(Freshman - 2013-14)

Opponent	Min	FG-A	3PT-A	FT-A	O-D-T	PF	A	TO	BS	ST	PTS
at Marist	8	0-1	0-0	1-2	0-1-1	4	2	2	0	1	1
at Wagner	14	2-9	0-1	2-2	3-1-4	0	1	0	0	0	6
vs. Georgia Southern	17	6-9	0-1	1-3	0-0-0	3	0	1	0	2	13
vs. Central Michigan	9	1-2	0-0	0-0	0-1-1	1	2	2	0	2	2
vs. Lipscomb	11	5-11	0-1	2-2	6-1-7	1	1	1	0	2	12
at MTSU	11	2-5	0-0	1-1	1-0-1	0	0	1	0	0	4
vs. Bradley	15	4-8	0-0	2-2	3-0-3	1	1	3	0	1	10
vs. Louisville	8	0-2	0-0	0-0	1-0-1	0	1	0	0	2	0
vs. Baylor	11	1-4	0-0	0-0	3-1-4	1	1	1	0	0	2
at DePaul	18	7-9	0-1	4-5	1-4-5	3	1	1	0	0	18
vs. ETSU	19	5-6	0-0	0-0	3-1-4	3	0	1	0	2	10
vs. Duke	17	3-7	0-2	1-1	0-1-1	1	0	0	0	2	7
vs. Grambling State	19	7-14	0-0	1-2	5-2-7	2	0	2	0	2	15
at Alabama	18	4-5	0-0	0-0	0-2-2	3	1	2	0	1	8
vs. Florida	14	3-5	0-2	1-2	0-1-1	1	0	2	0	0	7
at South Carolina	9	0-4	0-0	0-0	0-1-1	2	1	0	0	1	0
vs. Missouri	13	1-6	0-2	0-0	1-1-2	3	1	1	0	0	2
at Auburn	25	6-10	0-1	1-2	5-2-7	0	3	1	0	1	13
vs. Alabama	10	0-4	0-0	0-0	0-0-0	2	0	0	0	0	0
vs. Arkansas	3	0-1	0-0	0-0	0-1-1	0	0	0	0	0	0
at Georgia	14	2-3	1-2	0-0	0-2-2	0	0	0	1	0	5
vs. LSU	11	1-5	1-3	1-2	0-1-1	2	2	1	0	0	4
at Florida	17	4-7	0-1	2-3	3-2-5	1	1	1	0	0	10
vs. Ole Miss	18	5-10	0-0	0-2	3-2-5	1	3	3	0	0	10
at Tennessee	7	2-4	0-1	0-0	0-0-0	0	0	0	0	0	4
vs. South Carolina	5	0-4	0-1	0-0	1-0-1	1	0	0	0	0	0
at Texas A&M	25	6-9	1-1	3-4	0-2-2	0	1	2	0	1	16
at Mississippi State	10	1-5	0-0	0-1	2-0-2	4	1	1	0	1	2
vs. Vanderbilt	16	2-5	0-1	1-2	0-0-0	2	0	1	0	0	5
vs. Florida	10	3-7	0-0	1-2	1-3-4	1	0	1	0	1	7
vs. South Carolina	27	5-9	0-0	2-6	1-4-5	2	2	1	1	0	12
vs. Tennessee	25	5-10	1-2	1-2	0-4-4	1	1	2	0	1	12
vs. Wright State	18	6-10	0-0	0-0	0-7-7	3	0	1	0	1	12
vs. Syracuse	9	0-4	0-0	0-0	0-3-3	2	0	2	0	1	0
vs. Baylor	17	6-10	2-2	0-0	2-1-3	1	0	0	0	0	14

team (2010, 2011, 2012, 2013) ... Averaged 19.0 ppg, 8.9 rpg and 5.7 apg as a senior at Whitney Young ... Helped lead her team to four city titles and the 2012 Illinois Class 4A state championship ... One of 12 players selected to the 2013 USA Basketball Women's U19 World Championship Team ... Helped Team USA win the gold medal with a 61-28 victory over France in the gold-medal game ... Tallied six points, three rebounds, two steals and an assist in the title game ... Averaged 8.4 points, 5.0 rebounds, 3.6 assists and 2.0 steals in helping Team USA complete a 9-0 charge through the tournament ... Also won gold medals as a member of the 2012 USA U17 World Championship Team and the 2011 FIBA Americas U16 Championship Team ... Named to the five-member 2012 FIBA U17 World Championship All-Tournament Team after averaging 7.9 ppg., 6.0 rpg and 2.4 apg ... Awarded an honorary bronze medal in the inaugural 2011 FIBA 3x3 U18 World Championship ... Named the Tribune All-State First Team as a junior after averaging 18.7 points, 13.0 rebounds, 3.0 assists and 1.5 steals for Class 4A champion Young (34-0) ... Chicago Tribune All-State special mention (2011) ... Illinois Basketball Services Large Newcomer of the Year (2010) ... Played AAU for Illinois Lady Fire; won 2011 Deep South Classic and 2011 U.S. Junior National Championship.

PERSONAL

Date and Place of Birth: Jan. 31, 1995/Chicago, Ill. ... Parent(s): Ericka Harper ... High School and Coach: Whitney Young High School/Corryne Irvin ... Major: Pre-Communication.

THE CATS' CAUSE

Volunteered to pack food at God's Pantry for Hunger Action Month ... Volunteered to pack for God's Pantry BackPack program.

CAREER HIGHS

Points:	18 at DePaul 12/12/13
FGM:	7, twice, last vs. Grambling State 12/29/13
FGA:	14 vs. Grambling State 12/29/13
FTM:	4 at DePaul 12/12/13
FTA:	6 vs. South Carolina 3/8/14
3FGM:	2 vs. Baylor 3/29/14
3FGA:	3 vs. LSU 2/2/14
O-Rebounds:	6 vs. Lipscomb 11/21/13
D-Rebounds:	7 vs. Wright State 3/22/14
Total Rebounds:	7, four times, last vs. Wright State 3/22/14
Assists:	3, twice, last vs. Ole Miss 2/13/14
Blocks:	1 at Georgia 1/30/14
Steals:	2, seven times, last vs. Grambling State 12/29/13
Minutes:	27 vs. South Carolina 3/8/14



JENNIFER O'NEILL

Dream job is to play in the WNBA and then be a registered nurse.

Something most people don't know about her is she has to put deodorant on before she goes to sleep.

A typical breakfast is egg white omelet with veggies, turkey sausage and wheat toast.

A dream trip would be to Fiji.

Favorite all-time movie is the Notebook.

She would name a Derby horse Dream Works.



GENERAL

Has played in 100 games with 32 career starts ... UK's leading returning scorer with 12.6 points per game, including 13.3 ppg in conference play ... Has 975 career points and needs 25 more to become the 30th member of UK's 1,000-point club ... Ranks sixth on UK's career list for 3-point field goals made (143) and eighth in career 3-point field goal percentage (.360) ... 2014 SEC Co-6th Player of the Year ... Kentucky's first incoming freshman to earn McDonald's All-America honors ... Now one of seven high school All-Americans on the team ... First player to wear No. 0 ... Set to graduate in December with a degree in kinesiology.

- SEC Co-6th Player of the Year (2014)
- All-SEC Second Team (Coaches, 2014)
- AP All-SEC Honorable Mention (2014)
- SEC Player of the Week (Feb. 17, 2014)
- USBWA Ann Meyers Drysdale National Player of the Week (Dec. 10, 2013)
- SEC Player of the Week (Dec. 9, 2013)
- College Sports Madness National Player of the Week (Dec. 9, 2013)
- espnW National Player of the Week (Dec. 9, 2013)
- Bridgeport Regional All-Tournament Team (2013)
- SEC First-Year Academic Honor Roll (2011)
- SEC Freshman of the Week (Jan. 24, 2011)

CAREER STATS																
Year	GP-GS	MIN	FG-FGA	PCT	3FG-FGA	PCT	FT-FTA	PCT	OFF-DEF	TOT/AVG	PF-FO	A	TO	BLK	ST	PTS/AVG
2010-11	30-3	373-12.4	49-146	.336	21-58	.362	34-46	.739	12-27	39-1.3	42-1	26	41	1	14	153-5.1
2011-12	OUT WITH INJURY															
2012-13	35-32	871-24.9	132-335	.394	67-188	.356	50-70	.714	13-69	82-2.3	78-1	99	103	2	47	381-10.9
2013-14	35-3	840-24.0	138-358	.385	55-151	.364	110-157	.701	21-63	84-2.4	66-1	99	79	2	35	441-12.6
TOTAL	100-38	2084-20.8	319-839	.380	143-397	.360	194-273	.711	46-159	205-2.1	186-3	224	223	5	96	975-9.8

JELLÉAH SIDNEY

Scared of roller coasters.

TV show that cannot be missed is Chopped.


GENERAL

Very strong and tenacious post player ... Saw action in all 35 games in her second season as a Wildcat ... Transferred to Kentucky after one season at Chipola Junior College, where she led the team in scoring (11.8 ppg) and was second on the squad in rebounds (8.3 rpg) and steals (2.0 spg) ... Was high school teammates with current Wildcat, Jennifer O'Neill at now defunct St. Michael Academy in New York City ... Set to graduate in December with a degree in social work.

- SEC Academic Honor Roll (2014)

Nickname is JayJay.

Dream job is to be a social worker.



Both parents are from the Caribbean (mom - Jamaica and dad - Martinique).

Allergic to pork and pomegranate.

Favorite actor is a tie between Will Ferrell and Jim Carrey.

CAREER STATS

Year	GP-GS	MIN	FG-FGA	PCT	3FG-FGA	PCT	FT-FTA	PCT	OFF-DEF	TOT/AVG	PF-FO	A	TO	BLK	ST	PTS/AVG
2012-13	22-0	127-5.8	16-43	.372	6-19	.316	4-9	.444	16-12	28-1.3	23-0	10	13	6	12	42-1.9
2013-14	35-2	371-10.6	44-112	.393	1-13	.077	20-38	.526	37-67	104-3.0	72-1	22	41	25	41	109-3.1
TOTAL	57-2	498-8.7	60-155	.387	7-32	.219	24-47	.511	53-79	132-2.3	95-1	32	54	31	53	151-2.6

#12 • FORWARD • SR • 6-2

QUEENS VILLAGE, N.Y./ST MICHAEL ACADEMY/CHIPOLA JC



2013-14 (JUNIOR)

Played in all 35 games for UK, while making two starting assignments ... Averaged 3.1 points and 3.0 rebounds per game ... Tied for second on the team in steals with 41 despite averaging just 10.6 minutes per game ... Third on the team in blocks with 25 ... Finished with six points, eight rebounds and a career-high tying three assists vs. Wright State (3/22) ... Came off the bench and played a career-high tying 20 minutes at Texas A&M (2/23) en route to seven points, seven rebounds, three steals and two blocks ... Made her first career start vs. Arkansas (1/26) and finished with five points, four boards and two blocks ... Recorded a career-high nine rebounds and three blocks in 16 minutes of action vs. ETSU (12/15) ... Scored a career-best nine points vs. Bradley (11/27/13) in 11 minutes of action ... Charted a career-high four steals vs. Lipscomb (11/21/13) ... Named to the SEC Winter Academic Honor Roll.

2012-13 (SOPHOMORE)

Appeared in 22 of UK's 36 games ... Despite averaging just 1.7 points, 0.9 rebounds and 4.0 minutes per game prior to postseason play, she became a key post player off the bench in the NCAA Tournament ... Saw action in all four NCAA Tournament games, averaging 2.8 points, 2.8 rebounds and 13.8 minutes per game ... Played a career-high 20 minutes in UK's Sweet 16 victory over Delaware, grabbing a personal-best four rebounds and playing terrific defense against the Blue Hens' All-American Elena Delle Donne ... Saw 55 minutes of action in four NCAA Tournament games after playing a total of 72 minutes throughout the entire regular season ... Scored five points and knocked down a triple in the Elite Eight game vs. top-seeded UConn ... Scored four points and grabbed three rebounds in the Wildcats' second round NCAA Tournament victory over Dayton (3/26) ... Scored a career-high six points twice during non-conference play (USC Upstate and Alcorn State).

2011-12 (CHIPOLA JUNIOR COLLEGE)

Led the Lady Indians in scoring with 11.8 points per game ... Team's second-leading rebounder with 8.3 rebounds per game ... Grabbed 46 steals, ranking second on the team in steals per game with 2.0 ... Named to the 2012 Women's Basketball Coaches' All-Panhandle Conference First Team.

HIGH SCHOOL

Led St. Michael Academy to a Class AA state championship title and a 24-3 overall record in her junior season ... In the spring of 2009, she competed with her club team, Exodus, in Russia, where the team played a pair of matches against the U-17 Russian national team ... Rated as one of the nation's top 100 high school players by Blue Star Basketball, All-Star Girls Report and Collegiate Girl's Basketball Report.



GAME-BY-GAME STATS

(Junior - 2013-14)												
Opponent	Min	FG-A	3PT-A	FT-A	O-D-T	PF	A	TO	BS	ST	PTS	
at Marist	11	1-4	0-1	0-0	3-4-7	4	1	3	0	0	2	
at Wagner	11	1-3	0-0	4-4	2-5-7	3	3	1	1	2	6	
vs. Georgia Southern	14	0-7	0-3	0-0	2-5-7	2	3	1	0	4	0	
vs. Central Michigan	10	2-5	0-0	0-0	0-2-2	1	0	3	1	2	4	
vs. Lipscomb	13	2-2	0-0	0-0	0-1-1	2	2	0	1	4	4	
at MTSU	4	0-0	0-0	0-0	0-0-0	3	0	0	0	0	0	
vs. Bradley	11	4-4	1-1	0-0	0-1-1	0	0	0	1	1	9	
vs. Louisville	6	0-1	0-1	0-0	0-2-2	0	0	2	0	0	0	
vs. Baylor	5	0-2	0-1	0-0	1-0-1	1	0	2	0	0	0	
at DePaul	17	2-2	0-0	0-1	1-2-3	1	0	5	0	1	4	
vs. ETSU	16	2-8	0-1	2-2	2-7-9	2	0	2	3	2	6	
vs. Duke	11	2-4	0-0	0-0	0-0-0	2	0	1	0	1	4	
vs. Grambling State	13	3-4	0-1	2-2	1-3-4	5	0	1	0	0	8	
at Alabama	16	3-4	0-0	1-2	0-1-1	1	1	1	1	3	7	
vs. Florida	4	2-2	0-0	1-2	1-1-2	3	0	1	1	1	5	
at South Carolina	7	0-0	0-0	1-2-3	0	1	0	1	0	0	0	
vs. Missouri	6	0-0	0-0	0-0	0-1-1	1	0	1	1	0	0	
at Auburn	14	3-4	0-0	1-3	1-2-3	3	2	1	2	1	7	
vs. Alabama	14	1-5	0-0	0-1	5-2-7	2	0	4	2	0	2	
vs. Arkansas*	17	2-4	0-2	1-3	2-2-4	4	0	2	2	0	5	
at Georgia*	7	1-4	0-0	0-0	1-1-2	0	0	2	0	1	2	
vs. LSU	5	1-1	0-0	0-0	0-0-0	2	1	0	0	1	2	
at Florida	6	0-0	0-0	0-0	0-0-0	3	0	1	0	2	0	
vs. Ole Miss	14	3-9	0-2	2-6	1-3-4	1	0	0	1	1	8	
at Tennessee	11	2-4	0-0	1-2	2-0-2	4	1	1	1	1	5	
vs. South Carolina	12	0-2	0-0	0-0	0-0-0	3	0	0	0	2	0	
at Texas A&M	20	3-4	0-0	1-4	1-6-7	3	0	1	2	3	7	
at Mississippi State	10	1-5	0-0	0-0	1-2-3	2	1	1	0	2	2	
vs. Vanderbilt	12	0-4	0-0	0-0	3-0-3	3	1	1	1	1	0	
vs. Florida	10	0-0	0-0	0-0	1-2-3	2	0	1	1	2	0	
vs. South Carolina	8	0-0	0-0	0-0	1-1-2	3	1	0	0	2	0	
vs. Tennessee	7	0-1	0-0	0-0	0-1-1	1	0	1	0	0	0	
vs. Wright State	16	2-6	0-0	2-2	1-7-8	4	3	1	2	1	6	
vs. Syracuse	10	1-4	0-0	2-4	2-1-3	1	1	0	0	1	4	
vs. Baylor	3	0-3	0-0	0-0	1-0-1	0	0	0	0	0	0	

(Sophomore - 2012-13)												
Opponent	Min	FG-A	3PT-A	FT-A	O-D-T	PF	A	TO	BS	ST	PTS	
vs. Delaware State	6	1-4	0-1	0-2	2-0-2	2	1	3	1	0	2	
at Baylor	5	0-1	0-1	0-0	0-1-1	2	0	2	1	2	0	
vs. High Point	3	0-1	0-0	0-0	0-1-1	0	1	1	0	0	0	
vs. Morehead State	2	0-1	0-0	0-0	0-0-0	0	0	0	0	0	0	
vs. USC Upstate	10	3-3	0-0	0-1	1-1-2	1	3	0	0	1	6	
vs. Miami (OH)	5	1-1	1-1	0-0	2-0-2	0	0	1	1	2	3	
at Louisville	DNP - COACH'S DECISION											
vs. DePaul	2	1-2	0-1	0-0	0-0-0	1	0	0	1	0	2	
vs. MTSU	2	0-0	0-0	0-0	0-0-0	1	0	0	0	0	0	
at Pepperdine	5	1-3	1-2	0-0	0-3-3	0	0	2	0	0	3	
at UC Santa Barbara	2	1-2	0-1	0-0	0-0-0	1	0	0	0	0	2	
vs. Alcorn State	7	1-4	1-3	3-4	1-2-3	1	2	1	0	2	6	
vs. Marist	3	1-2	1-1	0-0	0-0-0	0	0	0	0	0	3	
vs. Florida	DNP - COACH'S DECISION											
at Alabama	2	0-0	0-0	0-0	0-0-0	1	0	0	0	0	0	
vs. Texas A&M	DNP - COACH'S DECISION											
at Missouri	DNP - COACH'S DECISION											
vs. Mississippi State	3	0-0	0-0	0-0	0-0-0	0	0	0	0	0	0	
vs. Auburn	DNP - COACH'S DECISION											
at South Carolina	DNP - COACH'S DECISION											
vs. LSU	DNP - COACH'S DECISION											
vs. Georgia	DNP - COACH'S DECISION											
at Arkansas	DNP - COACH'S DECISION											
at Vanderbilt	1	0-1	0-0	0-0	0-0-0	1	0	0	0	0	0	
vs. South Carolina	DNP - COACH'S DECISION											
at Texas A&M	DNP - COACH'S DECISION											
at LSU	DNP - COACH'S DECISION											
at Ole Miss	12	1-5	1-2	1-2	3-0-3	1	1	0	0	1	4	
vs. Tennessee	DNP - COACH'S DECISION											
vs. Vanderbilt	1	0-1	0-1	0-0	0-0-0	0	0	0	0	0	0	
vs. Georgia	1	0-0	0-0	0-0	0-0-0	1	0	0	0	0	0	
vs. Texas A&M	DNP - COACH'S DECISION											
vs. Navy	9	0-2	0-1	0-0	2-1-3	0	0	2	0	2	0	
vs. Dayton	13	2-4	0-1	0-0	2-1-3	3	1	0	0	0	4	
vs. Delaware	20	1-1	0-0	0-0	3-1-4	4	0	1	0	2	2	
vs. Connecticut	13	2-5	1-3	0-0	0-1-1	3	1	0	2	0	5	

*Started game

CAREER HIGHS

Points:	9 vs. Bradley 11/27/13
FGM:	4 vs. Bradley 11/27/13
FGA:	9 vs. Ole Miss 2/13/14
FTM:	4 at Wagner 11/10/13
FTA:	6 vs. Ole Miss 2/13/14
3FGM:	1, seven times, last vs. Bradley 11/27/13
3FGA:	3, three times, last vs. Georgia Southern 11/13/13
O-Rebounds:	5 vs. Alabama 1/23/14
D-Rebounds:	7, twice last vs. Wright State 3/22/14
Total Rebounds:	9 vs. ETSU 12/15/13
Assists:	3, four times, last vs. Wright State 3/22/14
Blocks:	3 vs. ETSU 12/15/13
Steals:	4, twice, last vs. Lipscomb 11/21/13
Minutes:	20, twice, last at Texas A&M 2/23/14

PERSONAL

Date and Place of Birth: April 23, 1991/Queens, N.Y.
 Parent(s): Annarie and George Sidney ... Siblings: Sisters, Elon and Brianna ... Major: Social Work ... High School and Coach: Saint Michael Academy HS/Apache Paschall ... Shooting Hand: Right

THE CATS' CAUSE

Volunteered to pack and deliver food for God's Pantry Back-Pack program ... Frequent volunteer for former teammate Kastine Evans' Shooting At Success program ... Southern Hills 5K celebrity race starter ... Volunteered to pack bags for the Joplin, Mo., tornado victims ... Serves as a mentor at the Lexington Day Treatment Center for children ... Volunteers at the William Wells Brown Community Center and is completing an internship at the Juvenile Restorative Justice, Inc.

JANEE THOMPSON

Most famous person she's ever met is Alicia Keys.

Favorite places are Chicago and Disney World.

Team's sneakerhead.

GENERAL

A pure shooter who has great ball-handling skills and is known as a lock down defender ... One of seven high school All-Americans on the team ... Was a teammate of freshman Linnæ Harper at Whitney Young High School in Chicago.

- SEC Academic Honor Roll - (2014)
- SEC First-Year Academic Honor Roll - (2013)



Owens over 100 pair of shoes.

Favorite quote is "never be a victim of your situation" - Derrick Rose.

Dream job is to be a sports broadcaster or sideline reporter.

Perfect sandwich is peanut butter and jelly.

CAREER STATS

Year	GP-GS	MIN	FG-FGA	PCT	3FG-FGA	PCT	FT-FTA	PCT	OFF-DEF	TOT/AVG	PF-FO	A	TO	BLK	ST	PTS/AVG
2012-13	34-0	365-10.7	47-136	.346	12-40	.300	30-42	.714	9-24	33-1.0	46-2	31	38	1	21	136-4.0
2013-14	35-33	715-20.4	107-270	.396	15-58	.259	71-108	.657	22-51	73-2.1	84-1	107	105	1	39	300-8.6
Total	69-33	1080-15.7	154-406	.379	27-98	.276	101-150	.673	31-75	106-1.5	130-3	138	143	2	60	436-6.3

JAYCEE COE

#24 • GUARD • FR • 5-11

GAINESBORO, TENN./JACKSON COUNTY HS



GENERAL

Dangerous offensive threat with the ability to make plays ... Tremendous ball handler ... Possesses a deep shooting range ... Comes from a family of athletes as her mom played basketball and Eastern Kentucky and father played at Samford and Tennessee Tech.

HIGH SCHOOL

Rated the 25th-best shooting guard in the country by ESPN.com ... Two-time Class A Tennessee Miss Basketball ... Compiled over 2,300 points in her career at Jackson County High School ... Averaged 24.2 points, 6.2 rebounds and 2.7 assists per game as a senior ... Named the District 7-A most valuable player and was also the District 7-A tournament MVP ... Charted 27 points, seven rebounds and three blocks during the Lady Blue Devils' 44-38 loss to Union City in the state championship game ... Named District 7-A Player of the Year, District 7-A Tournament Most Valuable Player, Region 4-A Tournament MVP, Class A Miss Basketball, State Tournament MVP, Herald-Citizen Upper Cumberland Player of the Year, and named to the Tennessee Sports Writers All-State Team as a junior ... Averaged 17.0 points, 6.0 rebounds and 2.3 steals per game in 2012-13, while shooting 45 percent from the floor, including 31 percent from 3-point range ... Chose the Wildcats over Belmont, Georgia, Louisville, Middle Tennessee, Oklahoma, Ole Miss, Tennessee Tech and Vanderbilt ... Teammate of Alexis Jennings on the Tennessee Flight AAU team.


PERSONAL

Date and Place of Birth: June 28, 1996/Cookeville, Tenn. ... Parent(s): Joey and Kelly Coe ... Siblings: James and Justin ... Major: Undergraduate Studies ... High School and Coach: Jackson County/Jim Brown ... Shooting Hand: Right

THE CATS' CAUSE

Volunteered to pack and deliver food for God's Pantry Backpack program.

Favorite dessert is strawberry cake.



Craziest thing she did over the summer was run 20 suicides in 20 minutes.

Favorite actor is Steve Carrell.

Dream job is to be a skin doctor in Australia.

Favorite movie is The Lion King.

Nickname is Jace.



Celebrity she gets mistaken for is Danika Patrick.



KYVIN GOODIN-ROGERS

#5 • FORWARD • SO • 6-1

LEBANON, KY./MARION COUNTY HS



GENERAL

Has great size and a solid shooting touch ... Very active rebounder and defender ... Daughter of former Louisville Cardinals star Tick Rogers who was Kentucky's Mr. Basketball at Hart County in 1992 ... Teammate of Makalya Epps at Marion Co. High School.

2013-14 FRESHMAN

Missed the 2013-14 season after being diagnosed with a pulmonary embolism on Oct. 28, 2013.

HIGH SCHOOL

Ranked as the nation's 59th-best player by Blue Star Basketball, 19th-best forward by ESPN.com ... Four-time First-Team All-State selection ... Averaged 12.1 points, 7.8 rebounds, 3.1 steals and 2.4 blocks per game as a senior ... Finished career with 2,401 points, 1,663 rebounds and 463 blocks, ranking ninth all-time in rebounds and seventh in blocks ... Finalist for the 2013 Kentucky Miss Basketball Award ... Led the top-ranked Lady Knights to a perfect 39-0 record in 2013 and Marion County's first state tournament title in eight appearances ... The Lady Knights became the first undefeated state champ since Marshall County in 1984 ... Given the Leadership Award in the 2012 Houchens Industries/KHSAA Girls' State Basketball Tournament championship game ... Averaged 13.4 points, 9.1 rebounds, 2.4 steals and 1.7 assists for the 5th Region champs as a junior ... Chose Kentucky over Louisville.

PERSONAL


Date and Place of Birth: May 23, 1995/Louisville, Ky. ... Parent(s): Kiyonta Goodin & Tick Rogers ... Siblings: Arianna and Trent ... Major: Integrated Strategic Communication ... High School and Coach: Marion County High School/Trent Milby ... Shooting Hand: Right

THE CATS' CAUSE

Volunteered to pack and deliver food for God's Pantry BackPack program.



Favorite all-time movie is Shrek.




Perfect sandwich is ham and cheese with mayo and Doritos on the sandwich.

Guilty pleasure is cheesecake.

Has never met another person named Kyvin.

Most famous person in her cell phone is Clem Haskins



Favorite actor is Kevin Hart.

IVANA JAKUBCOVA

#2 • CENTER • JR • 6-6

BRATISLAVA, SLOVAKIA/CANEY HS/MURRAY STATE COLLEGE



@IvanaJakubcova



@IvanaJakubcova

GENERAL

Possesses great size and speed and has the ability to make outside shots ... Great hands ... Transferred to Kentucky after two seasons at Murray State College in Tishomingo, Okla. ... UK's first player from Slovakia and first international player since Melissa Langelier of Quebec, Canada in 2000 ... At 6-foot-6, she is the tallest Wildcat since 6-7 Anna Cole in 2010 ... Will have two years of eligibility remaining.

*Speaks four languages
(Slovakian, English, Czech and German).*



Most famous person ever met is LeBron James.

Favorite word is squirrel.



Craziest thing she did over the summer was ride an American roller coaster.

HIGH SCHOOL/JUNIOR COLLEGE

Ranked as the No. 20 overall junior college player, including fourth-ranked post player ... Averaged 8.1 points and 6.0 rebounds per game, while shooting 49.3 percent from the field and 71.4 percent from the free throw line last season at Murray State College ... Graduated from MSC in May of 2014 with an associate of science ... Graduated from Caney High School in Caney, Okla., in 2011 and from Pankuchova 6 in Bratislava in 2012 ... Two-time MVP for the Caney Cougars ... Played on Slovakia's U16 National Team in 2010.

PERSONAL

Date and Place of Birth: August 20, 1994/Bratislava, Slovakia... Parent(s): Peter Jakubec and Jana Jakubcova ... Siblings: Roman Jakubec ... Major: Psychology ... High School and Coach: Caney HS/Phil Daniel ... Shooting Hand: Right

THE CATS' CAUSE

Volunteered to pack and deliver food for God's Pantry BackPack program.

A trip of a lifetime would be to travel to Shanghai.

Dream job is to be a sports psychologist.



ALEXIS JENNINGS

#35 • FORWARD/CENTER • FR • 6-2

MADISON, ALA./SPARKMAN HS

 @lexissjanay3

 lexxxxx3

One thing people don't know about her is that she puts hot sauce on everything.

Nickname is Lex. 

GENERAL

Extremely versatile post player ... Has the ability to run the floor and has 3-point shooting range ... Mother, Tracy McCall, was a four-year starter at the University of North Alabama and was inducted in the UNA Hall of Fame in 2003 ... Finished with 2,594 career points for Sparkman, who retired her jersey in April of 2014 ... Her jersey also hangs in the Women's Basketball Hall of Fame in Knoxville, Tenn. ... One of seven high school All-Americans on the team.

HIGH SCHOOL

Rated as the ninth-best forward in the 2014 class by ESPN.com ... Named Gatorade Alabama Player of the Year and 6A Player of the Year after averaging 22.5 points, 10.5 rebounds, 3.9 blocks, 3.2 steals per game and shooting 81 percent from the free throw line during the Senators' run to the state championship game ... Also named Class 6A and Tennessee Valley Player of the Year ... Three-time first-team All-State selection ... Named to the 2014 Women's Basketball Coaches Association High School All-America Team ... During her junior year she was named the Huntsville Times Player of the Year and was a finalist for the 6A Player of the Year and Miss Basketball after averaging 22.1 points, 9.6 rebounds, 3.3 blocks and 3.2 steals per game ... Earned Class 6A All-State First Team honors along with being named to the ASWA Super 5 and the AL.com after leading Sparkman to a 33-1 record ... 42 percent career 3-point shooter and finished second in the state as a sophomore in the 3-point shooting competition ... Helped Sparkman compile a 117-15 overall record during her prep career ... Chose UK over Alabama, Georgia, Florida, Florida State and Middle Tennessee ... Teammate of Jaycee Coe on the Tennessee Flight AAU team.

PERSONAL

Date and Place of Birth: March 7, 1996/Huntsville, Ala. ... Parent(s): Tracy McCall ... Siblings: Kendal and Jauan ... Major: Undergraduate studies ... High School and Coach: Sparkman HS/Patrick Delay ... Shooting Hand: Right

THE CATS' CAUSE

Volunteered to pack and deliver food for God's Pantry Backpack program.

Favorite word is family.

Is a closet country music fan.



Guilty pleasure is shoes.

Dream job is to be a physical therapist/ER nurse.



ALYSSA RICE

#45 • CENTER • FR • 6-3

REYNOLDSBURG, OHIO/REYNOLDSBURG HS



GENERAL

Combination of size and speed will be assets for Kentucky in the post ... Her versatility makes her difficult to defend ... Great ball handler and shooter ... Tough finisher around the basket ... One of seven high school All-Americans on the team.

Other than basketball her other talent is cooking.

Dream job is to be a athletic physical therapist.

Guilty pleasure is cookies and cream ice cream.

Favorite word is salty.



HIGH SCHOOL

Ranked the No. 3 post player in the country and 20th overall player according to ESPN.com ... Named Reynoldsburg's first McDonald's All-American ... USA Today third-team All-American ... WBCA All-American honorable mention ... Holds the scoring (1433) and rebounding all-time record (904) at Reynoldsburg High School ... Led the Raiders to a 96-11 record during her four seasons ... Named Associated Press first-team All-Ohio and The Columbus Dispatch All-Metro team player of the year after averaging 19.1 points per game as a senior ... As a junior, led the Raiders to a 24-4 overall record and averaged 15.2 points, 7.8 rebounds and 4.0 blocks per game, while shooting 65 percent from the floor ... Named first-team All-Ohio ... Named to the Max-Preps 2013 Girls Basketball All-America Team ... Chose Kentucky over Virginia, Maryland, Ohio State and West Virginia ... Member of the National Honor Society ... Played AAU for Sports City U.

PERSONAL

Date and Place of Birth: November 13, 1995/Forrest City, Ark. ... Parent(s): Thomas and Laurie Rice ... Siblings: Brittany and Jordan ... Major: Undergraduate studies ... High School and Coach: Reynoldsburg HS/Jack Purtell... Shooting Hand: Right

THE CATS' CAUSE

Volunteered to pack and deliver food for God's Pantry Backpack program.

TV show she cannot miss is Pretty Little Liars.



Nickname is Lyss.

Allergic to mosquitoes.



COACHES AND STAFF

MATTHEW MITCHELL

Guilty pleasure is a McDonald's double cheeseburger, hold the pickle and mustard.

The coolest thing about UK is the passion people feel for the Wildcats and just being a part of the Big Blue Nation.

Is a closet Barefoot Contessa fan.

Favorite movie is Anchorman.

One of four boys in his family and all four are Eagle Scouts.

Most famous person he's ever met is a tie between George W. Bush and Taylor Swift.



Favorite quote to live by is: Matthew 22:36-39.

Biggest coaching influence is his parents, John and Carol Mitchell.

Kentucky head coach Matthew Mitchell's teams are known for using three "winning tools" for success: honesty, hard work and discipline. So it's no surprise that in just seven seasons at the helm, Mitchell is UK's all-time winningest coach with a 170-71 overall record and year after year he assembles teams who are synonymous with winning on and off the court.

Mitchell's defensive philosophy, implemented at the beginning of the 2009-10 season, is a big reason for Kentucky's success. The Wildcats use a full-court, trapping, pressure style of defense that has been dubbed by many as "40 minutes of dread." Since introducing this signature style of play, the Wildcats have advanced to school-record five consecutive NCAA tournaments, including three Elite Eight and four Sweet 16 appearances. Kentucky is one of just seven schools to make it to the Sweet 16 in at least four of the last five seasons, joining Baylor, UConn, Duke, Notre Dame, Stanford and Tennessee.

UK has finished in the top four of Southeastern Conference standings four straight seasons, including winning the SEC regular season championship in 2012, its first in 30 years. Under Mitchell, the Cats have advanced to the

SEC Tournament championship game four of the last five years and have charted 25-plus wins five straight seasons, making UK one of just 10 schools in the country to accomplish that feat. The Wildcats have ranked in the top 25 of both national polls a school-record 84 consecutive weeks, including ranking in the top 10 of the final Associated Press poll two straight seasons.

PERSONAL

Full Name: Matthew Lamont Mitchell
Birthday: Dec. 16, 1970
Parents: John D. and Carol Mitchell
Siblings: Three brothers - David, Mark, Stephen; (two nieces, and five nephews)
Spouse: Wife, Jenna Ramsey Mitchell
Children: Three daughters - Lacy Lea, Saylor Rose & Presley Blue
Hometown: Louisville, Miss.
High School: Winston Academy, '89
College: Mississippi State, '95
Degree: Bachelor's degree in marketing



HEAD COACH 10TH OVERALL/8TH SEASON AT UK

Year	School	Position	Overall Record (Winning %)	League Record	Postseason Results
13-14	Kentucky	Head Coach	26-9 (74.3)	10-6 (62.5)	NCAA Sweet 16/SEC Tournament Finals
12-13	Kentucky	Head Coach	30-6 (83.3)	13-3 (81.2)	SEC Tournament Finals/NCAA Elite Eight
11-12	Kentucky	Head Coach	28-7 (80.0)	13-3 (81.2)	SEC Regular Season Champions/NCAA Elite Eight
10-11	Kentucky	Head Coach	25-9 (73.5)	11-5 (68.7)	SEC Tournament Finals/NCAA Second Round
09-10	Kentucky	Head Coach	28-8 (77.7)	11-5 (68.7)	SEC Tournament Finals/NCAA Elite Eight
08-09	Kentucky	Head Coach	16-16 (50.0)	5-9 (35.7)	WNIT Second Round
07-08	Kentucky	Head Coach	17-16 (51.5)	8-6 (57.1)	SEC Tournament Semifinals/WNIT Quarterfinals
06-07	Morehead State	Head Coach	14-16 (46.6)	13-7 (65.0)	Third-place OVC finish
05-06	Morehead State	Head Coach	16-13 (55.1)	10-10 (50.0)	OVC Tournament Semifinals
Career Totals (9 years):			200-100 (66.7)	94-77 (54.9)	
Kentucky (7 years):			170-71 (70.5)	71-37 (65.7)	
Morehead State (2 years):			30-29 (50.8)	23-40 (57.5)	

Mitchell's teams have brought excitement to women's basketball in the Bluegrass like never before. The Cats have ranked in the top 25 in average attendance all seven years of the Mitchell era, and have a remarkable 78-7 record at home over the last five seasons. In 2013-14, UK broke the school record for average attendance (6,727) and total attendance (121,089) and also set a new single-season record when 23,706 fans attended a sold-out game vs. No. 2 Duke on Dec. 22, 2013 in Rupp Arena. It marked the largest crowd ever to see a college women's hoops game in the Commonwealth and the highest attended regular-season game in the country last season.

Under Mitchell, 12 different players have received All-SEC accolades. A UK player has won the AP SEC Player of the Year four of the last five seasons and three of his players, Victoria Dunlap, A'dia Mathies and DeNesha Stallworth, have been WNBA draft picks, including two in the first round. Dunlap was the 11th overall pick by the Washington Mystics in the 2011 Draft, while Mathies was the highest draft pick in school history, chosen as the 10th overall pick by the Los Angeles Sparks in the 2013 WNBA Draft.

His players also excel in the classroom. Sixteen Wildcats have been SEC Academic Honor Roll members and 100 percent of Mitchell's players in their final season of eligibility have received their degree.

Mitchell led the 2013-14 team to a 26-9 record, helping UK become one of just 10 programs to chart 25 or more wins in five straight seasons. UK finished No. 10/11 in the final national polls after advancing to its fourth SEC Tournament championship game in the last five years and a school-record fifth straight NCAA Tournament, including a third straight Sweet 16 appearance. One of the many highlights of the season will be revered as arguably the most epic women's college basketball history. UK outlasted ninth-ranked Baylor in a four-overtime thriller, 133-130, in a double-header with the UK men's team in the Dallas Cowboys' AT&T Stadium. The 263 combined points set a new NCAA record and UK set school records for points (133), free throws made (49) and free throws attempted (66). Junior guard Jennifer O'Neill came off the bench to record a school-record 43 points in the win and she went on to earn National Player of the Week honors from the U.S. Basketball Writers Association, College Sports Madness and SEC Player of the Week. Other highlights of the season include the Wildcats' nail-biting upset of No. 4/3 Louisville, 69-64, at home, a thrilling 75-71 win in Thompson-Boling Arena



*The Mitchell Family:
Jenna, Saylor, Matthew, Presley and Lacy.*

over No. 8 Tennessee – UK's first in school history – and a 68-58 upset over No. 4/6 and top-seeded South Carolina in the semifinals of the SEC Tournament.

In 2012-13, Mitchell assembled one of the most successful seasons in UK Hoops history. The Wildcats won a school-record 30 games and advanced to the Elite Eight of the NCAA Tournament for the second consecutive season and third in the last four years. The Cats set school records for consecutive wins (17), consecutive home wins (34), 3-point field goals made (240), 3-point field goals attempted (731), blocks (181) and steals (429) in a single season. They also won a school-record tying 13 games in SEC play and advanced to the SEC Tournament championship game

for the third time in the last four seasons.

The 2011-12 season also set new records as the Wildcats finished 28-7 overall, including 18-0 at home, and advanced to the Elite Eight. The Wildcats won their first SEC regular season championship since 1982 with a school-record 13-3 mark in league play. The Cats finished No. 12 in the final AP poll and No. 8 in final USA Today/ESPN coaches' poll, marking the highest final AP ranking since finishing 11th in 1983 and the highest final ranking in the coaches' poll in school history. Mitchell was named SEC Coach of the Year for the second time in three seasons by the AP and was awarded a new seven-year contract extension in the spring by UK Athletics Director Mitch Barnhart.

In 2010-11, he led the Wildcats to an outstanding season with a 25-9 overall record and 11 wins (11-5) in the SEC. UK took a second-place finish in the league standings for the second consecutive year and advanced to the second round of the NCAA Tournament as the No. 4 seed.

Year three (2009-10) was a pivotal season, as Mitchell was named SEC Coach of the Year for his remarkable job in turning around a team that went 16-16 overall, 5-9 in conference play a year prior, to an impressive 28-8 overall record in 2009-10. The Cats' 28 overall wins, including 11 in SEC play, represented a school record. UK finished second in the league despite being picked to finish 11th in the preseason polls.

Mitchell became Kentucky's head coach on April 23, 2007, when he was hired by Barnhart. An imaginative salesman, Mitchell presented a vision of UK Hoops as a powerhouse program and a warm and loving family.

In his first season at UK, the Wildcats went 17-16 overall and finished fourth in the SEC with an 8-6 mark, just one win shy of the school record. The eight league wins were the most by a first-year head coach in UK Hoops history. Mitchell also became the first head coach in UK Hoops history to lead his team to the semifinals of the SEC Tournament in his/her debut season. The Wildcats earned a first-round bye and upset No. 23/21 Georgia in the quarterfinals (57-50) before falling to NCAA Final Four participant LSU in the semis. UK went on to defeat Middle Tennessee and James Madison in the postseason WNIT before falling to eventual champion Marquette in the quarterfinals, 69-64.

Despite another tough schedule and injuries to key players throughout the season, the Wildcats again advanced to postseason play with a second-round finish in the WNIT in his second season. It marked their school-record fifth consecutive postseason tournament appearance. Mitchell became the first head coach since Terry Hall in the 1980-81 and 1981-82 seasons to advance to postseason play in his first two seasons as head coach.

The Cats finished 16-16 overall, 5-9 in the SEC and defeated No. 13/19 Tennessee 66-56, their first win over the Lady Vols in Memorial Coliseum in 23 years. Mitchell also captured his 30th win at UK on Feb. 5, 2009, vs. South Carolina. He did it in only 56 games, becoming the second-fastest coach to reach 30 wins behind Hall, who earned it in only 38 games during her first two seasons in 1980 and 1981.

Mitchell came to Kentucky in the spring of 2007 when Mickie DeMoss resigned as head coach after four seasons. So when Barnhart went about the daunting task of finding a coach whose skills, personality and charisma could build on the success and excitement that DeMoss had brought to the program, he immediately thought of Mitchell, who had played a key role in UK Hoops landing four brilliant prep performers in the fall of 2004 – a class ranked No. 6 by the All-Star Girls Report.

When DeMoss resigned and buzz around the Bluegrass quickly shifted to her replacement, Barnhart needed to look no further than 60 miles east on Interstate 64, where Mitchell already had established himself as an up-and-coming head coach at in-state Ohio Valley Conference school Morehead State.

When Barnhart interviewed Mitchell, Morehead State was fresh off two exciting campaigns in which he had revived a declining Lady Eagles women's basketball pro-

gram with a 30-29 record (.508) – the third-highest coach's winning percentage in school history. The Lady Eagles were coming off a 5-22 record a year prior to Mitchell's arrival and earned a 16-13 overall mark and 11-9 league record in his first season. The Lady Eagles also reached the semifinals of the OVC Tournament.

In his second season, Mitchell guided Morehead to a third-place finish in the league with a school-record 13 conference wins. During the season, the Lady Eagles strung together a nine-game winning streak, the program's longest in 20 seasons.

Mitchell's two-year MSU conference record of 24-16 (.600) marks the second-highest OVC winning percentage in school history. He was only the third coach in the program's history to post an overall winning record during his tenure.

Barnhart also was impressed with Mitchell's coaching pedigree. He had served as an assistant coach and recruiter at Florida under Carol Ross beginning in 2000. He helped the Gators compile a 51-36 record, and during his first two seasons the Gators recorded a 19-9 league record en route to two NCAA Tournament appearances (2001 and 2002). With Mitchell's help, the Gators had a program-tying 24 wins and tied the school record with 11 SEC wins in 2001. He stayed at Florida to serve under then-new UF Coach Carolyn Peck during the 2002-03 season. As the primary recruiter at UF, Mitchell brought in the nation's ninth-ranked recruiting class in 2002 and the No. 2-ranked class by All-Star Girls Report in 2003.

The Louisville, Miss., native began his collegiate coaching career as a graduate assistant at Tennessee under Hall of Fame Coach Pat Summitt during the Lady Vols' run to the Final Four in 2000. UT advanced to the national championship game before losing to top-ranked Connecticut. The Lady Vols finished No. 2 in the national polls with a 33-4 overall record and a 13-1 mark in the SEC.

Prior to his stint at Tennessee, Mitchell spent one year in Yazoo City, Miss., as a coach and teacher at Manchester Academy. He taught American history and served as both the boys' and girls' head basketball coach.

A 1995 graduate of Mississippi State, Mitchell's first head-coaching experience came in 1996 at Central Holmes Academy High School in Lexington, Miss. Mitchell performed multiple duties at the school, including head coach of both basketball teams as well as the track and golf teams. He also served as the defensive coordinator for the football team.

Mitchell, 43, is married to Jenna Ramsey Mitchell of Amelia Island, Fla., and has three daughters, Lacy Lea Mitchell, of Starkville, Miss., 3-year-old Saylor Rose Mitchell and 1-year-old Presley Blue Mitchell.

The Mitchells are very active in community service. In June of 2014, Matthew and Jenna pledged \$1 million over the next 10 years to the University of Kentucky Athletics Department. Just a few months later, they launched The Mitchell Family Foundation, a non-profit organization set to benefit charities in the Lexington community. The first fund-raising event of the Foundation in September brought in renowned author and leadership expert, John C. Maxwell.

Jenna also serves on the board of the Children's Advocacy Center and Matthew is an honorary Rotarian in the Lexington chapter.

MITCHELL'S ACCOMPLISHMENTS

- Became UK's all-time winningest coach on March 3 with 139 wins in just six seasons.
- Two-time AP SEC Coach of the Year (2010 & 2012).
- Has led UK to a postseason tournament in each of his seven seasons (2 WNIT, 5 NCAA).
- School-record five consecutive NCAA Tournament appearances.
- Three NCAA Elite Eight finishes (2010, 2012 and 2013)
- Three straight Sweet 16 appearances (2012, 2013 and 2014)
- Led UK to its first SEC Regular Season Championship in 30 years during the 2011-12 season.
- Five consecutive top-four finishes in the SEC (2010, 2011, 2012, 2013, 2014).
- Four SEC Tournament title game appearances in the last five years (2010, 2011, 2013, 2014), including two straight.
- Eighty-four consecutive appearances in the AP Top 25 poll.
- School-record five straight 25-win seasons.
- Compiled an impressive 99-21 (82.5) mark at home, including a 78-7 (91.7) record over the last five seasons.
- Led UK to a school-record 30 wins in 2012-13.
- Led UK to a school-record 13 SEC wins in 2011-12 and 2012-13.
- Twelve NCAA Tournament wins.
- Thirty wins over ranked opponents, including 12 over the top 10.
- Five consecutive top-20 recruiting classes, including the nation's fifth-ranked class in 2009-10 and 2012-13.
- Has coached 12 All-Conference Performers, including two who were named SEC Player of the Year in Victoria Dunlap (twice) and A'dia Mathies (twice), two who were SEC Freshman of the Year winners in A'dia Mathies and Bria Goss, and two SEC (Co) 6th Women of the Year winners in Keyla Snowden and Jennifer O'Neill.
- A UK player won the AP SEC Player of the Year four straight seasons, the first SEC school to accomplish that feat.
- Under his leadership, 16 different players have been named to the SEC Academic Honor Roll, six have been All-SEC Freshmen honorees, two were named All-Americans, including just the second State Farm/WBCA All-American in school history in Victoria Dunlap and one player (Chelsea Chowning) was named an Academic All-American, the first in school history.
- Three WNBA draft picks, including two in the first round (Victoria Dunlap and A'dia Mathies).

MOREHEAD STATE • 2005-06

Record: 16-13 (10-10 OVC)

Nov. 19	Pikeville College	101-53	Won	(H)
Nov. 21	College of Charleston	66-50	Won	(H)
Nov. 28	Kentucky Christian	103-46	Won	(H)
Nov. 30	Marshall	53-66	Lost	(H)
Dec. 3	Binghamton	66-61	Won	(H)
*Dec. 8	Austin Peay	81-75	Won	(A)
*Dec. 10	Murray State &	74-85	Lost	(A)
Dec. 19	Mississippi State 1	65-78	Lost	(A)
Dec. 20	Centenary 1	67-51	Won	(N)
*Jan. 2	Tennessee State	64-50	Won	(A)
*Jan. 7	Tennessee Tech	66-79	Lost	(A)
*Jan. 9	Eastern Illinois	56-55	Won	(H)
*Jan. 12	Eastern Kentucky	62-58	Won	(H)
*Jan. 14	Tennessee-Martin	58-48	Won	(A)
*Jan. 19	Samford	49-51	Lost	(H)
*Jan. 21	Jacksonville State	62-71	Lost	(H)
*Jan. 26	Southeast Missouri	50-62	Lost	(A)
*Jan. 28	Eastern Illinois	68-69 (OT)	Lost	(A)
*Jan. 30	Tennessee Tech	59-60	Lost	(H)
*Feb. 6	Eastern Kentucky	60-67	Lost	(A)
*Feb. 9	Southeast Missouri	43-58	Lost	(H)
*Feb. 11	Murray State	71-69	Won	(H)
*Feb. 13	Tennessee-Martin	62-52	Won	(H)
*Feb. 16	Samford	57-60	Lost	(A)
*Feb. 18	Jacksonville State	82-75	Won	(A)
*Feb. 23	Tennessee State	70-58	Won	(H)
*Feb. 25	Austin Peay	63-52	Won	(H)
Feb. 28	Austin Peay 2	81-78 (OT)	Won	(A)
March 3	Tennessee-Tech 2	66-80	Lost	(N)

* OVC game

1 - Mississippi State Classic

2 - OVC Tournament game

& Game later forfeited to Morehead State

MOREHEAD STATE • 2006-07

Record: 14-16 (13-7 OVC)

Nov. 11	Evansville	67-85	Lost	(A)
Nov. 17	Grambling State 1	75-52	Won	(N)
Nov. 18	Eastern Michigan	66-90	Lost	(A)
Nov. 21	Marshall	62-65	Lost	(A)
Nov. 25	IUPUI	61-68	Lost	(H)
Nov. 27	Florida	54-86	Lost	(A)
Nov. 29	Western Kentucky	52-71	Lost	(H)
Dec. 2	Xavier	55-72	Lost	(A)
*Dec. 7	Austin Peay	66-61	Won	(H)
*Dec. 9	Murray State	54-76	Lost	(H)
*Dec. 18	Tennessee-Martin	57-73	Lost	(A)
*Dec. 20	Eastern Illinois	88-76	Won	(A)
*Jan. 2	Tennessee State	68-55	Won	(H)
*Jan. 6	Tennessee Tech	57-54	Won	(H)
*Jan. 11	Eastern Ky.	91-88 (2OT)	Won	(A)
*Jan. 13	Tennessee-Martin	67-47	Won	(H)
*Jan. 18	Samford	60-57	Won	(A)
*Jan. 20	Jacksonville State	77-74	Won	(A)
*Jan. 24	Southeast Missouri	68-58	Won	(H)
*Jan. 27	Eastern Illinois	71-59	Won	(H)
*Jan. 29	Tennessee Tech	51-59	Lost	(A)
*Feb. 1	Eastern Kentucky	82-72	Won	(H)
Feb. 3	Virginia Tech	64-77	Lost	(A)
*Feb. 8	Southeast Missouri	70-84	Lost	(A)
*Feb. 10	Murray State	57-71	Lost	(A)
*Feb. 15	Samford	48-58	Lost	(H)
*Feb. 17	Jacksonville State	83-57	Won	(H)
*Feb. 22	Tennessee State	77-65	Won	(A)
*Feb. 24	Austin Peay	66-74	Lost	(A)
Feb. 27	Tennessee-Martin	57-61	Lost	(H)

* OVC game 1 - EMU Eagle Classic



KENTUCKY • 2007-08

WNIT (Quarterfinals)

Record: 17-16 (8-6 SEC, T4th)

Nov. 10	South Carolina Upstate	74-59	Won	(H)
Nov. 14	#14/13 George Wash.	65-75	Lost	(A)
Nov. 18	Florida Atlantic	61-53	Won	(H)
Nov. 23	vs. Minnesota 1	80-92	Lost	(N)
Nov. 24	vs. No. 21/22 Texas 1	62-70	Lost	(N)
Nov. 25	vs. Lipscomb 1	76-55	Won	(N)
Nov. 30	WKU !	74-78 (OT)	Lost	(H)
Dec. 4	William & Mary	75-44	Won	(H)
Dec. 8	Michigan	59-63	Lost	(A)
Dec. 20	Louisville !	65-80	Lost	(H)
Dec. 28	#23 Old Dominion	62-71	Lost	(H)
Dec. 30	South Alabama	66-56	Won	(A)
Jan. 1	Xavier	46-51	Lost	(H)
Jan. 7	Wofford	67-57	Won	(H)
Jan. 10	* Florida	60-58	Won	(H)
Jan. 13	* Mississippi State	64-60	Won	(A)
Jan. 17	* #2 Tennessee	40-65	Lost	(H)
Jan. 20	* #20/18 Auburn	62-55	Won	(H)
Jan. 24	* South Carolina	66-62	Won	(A)
Jan. 27	* #9 LSU !	46-72	Lost	(H)
Jan. 31	* #17/14 Georgia	47-44	Won	(A)
Feb. 3	* #2 Tennessee	51-79	Lost	(A)
Feb. 7	* Ole Miss !	59-54	Won	(H)
Feb. 14	* #25 Vanderbilt	66-49	Lost	(A)
Feb. 17	* Alabama	64-44	Won	(H)
Feb. 21	* #6 LSU	48-52	Lost	(A)
Feb. 24	* Arkansas	59-56	Won	(A)
March 2	* South Carolina !	57-65	Lost	(H)
March 7	No. 23/21 Georgia 2	57-50	Won	(N)
March 8	No. 7/6 LSU 2	49-66	Lost	(N)
March 21	Middle Tennessee 3	68-66 (OT)	Won	(H)
March 26	James Madison 3	84-75	Won	(H)
March 30	Marquette 3	64-69	Lost	(H)

* SEC game

! - Rupp Arena

1 - Rainbow Wahine Classic - Honolulu, Hawaii (Stan Sheriff Center)

2 - SEC Tournament - Nashville, Tenn. (Gaylord Entertainment Center)

3 - WNIT Lexington, Ky. (Memorial Coliseum)

KENTUCKY • 2008-09

WNIT (Second Round)

Record: 16-16 (5-9 SEC, T9th)

Nov. 15	Michigan	60-70	Lost	(H)
Nov. 17	Cincinnati	58-55	Won	(H)
Nov. 23	George Washington	67-48	Won	(H)
Nov. 28	Yale 1	87-82	Won	(N)
Nov. 29	Long Island 1	46-43	Won	(A)
Dec. 2	#23/25 Xavier	44-67	Lost	(A)
Dec. 4	Western Kentucky	57-66	Lost	(A)
Dec. 6	Furman	74-35	Won	(H)
Dec. 12	East Tennessee State	50-59	Lost	(H)
Dec. 14	#12/13 Louisville	59-75	Lost	(A)
Dec. 19	Alabama A&M	65-45	Won	(H)
Dec. 21	UC-Santa Barbara	69-58	Won	(H)
Dec. 30	IUPUI	82-60	Won	(H)
Jan. 1	North Carolina A&T	72-63	Won	(H)
Jan. 3	Miami (OH)	80-55	Won	(A)
Jan. 8	* Tennessee	64-69	Lost	(A)
Jan. 11	* Arkansas	72-63	Won	(H)
Jan. 15	* Alabama	67-57	Won	(A)
Jan. 18	* Mississippi State	45-52	Lost	(H)
Jan. 25	* LSU	56-59	Lost	(H)
Jan. 29	* #12/16 Florida	59-74	Lost	(A)
Feb. 1	* Ole Miss	60-69	Lost	(A)
Feb. 5	* South Carolina	61-47	Won	(H)
Feb. 8	* #20/22 Vanderbilt	62-72	Lost	(H)
Feb. 12	* #5/4 Auburn	69-81	Lost	(A)
Feb. 19	* #13/19 Tennessee	66-56	Won	(H)
Feb. 22	* LSU	56-57	Lost	(A)
Feb. 26	* Georgia	57-61	Lost	(H)
March 1	* South Carolina	70-53	Won	(A)
March 5	Georgia 2	64-82	Lost	(N)
March 19	Chattanooga 3	81-76 (OT)	Won	(H)
March 22	Wisconsin 3	45-49	Lost	(A)

1 - Courtyard LaGuardia Turkey Classic - Brooklyn, N.Y. (Wellness, Recreation and Athletic Center)

2 - SEC Tournament - North Little Rock, Ark. (Alltel Arena)

3 - WNIT Tournament (Campus Sites)

* SEC game



KENTUCKY • 2009-10
NCAA Tournament (Elite Eight)
Record: 28-8 (11-5 SEC, 3rd)

Nov. 13	Boston	92-58	Won	(H)
Nov. 15	Butler	87-66	Won	(H)
Nov. 17	Morehead State	72-55	Won	(A)
Nov. 22	Chattanooga	65-55	Won	(H)
Nov. 25	UC-Santa Barbara	68-54	Won	(A)
Nov. 28	McNeese State	85-50	Won	(H)
Dec. 01	Miami (OH)	107-53	Won	(H)
Dec. 04	Cincinnati	68-57	Won	(A)
Dec. 13	Florida A&M	91-39	Won	(H)
Dec. 20	Louisville	101-67	Won	(H)
Dec. 22	UT-Martin	87-47	Won	(H)
Dec. 28	Middle Tennessee	51-57	Lost	(A)
Jan. 1	Mississippi Valley State	93-48	Won	(H)
Jan. 7	#8/8 Georgia	60-61 (OT)	Lost	(A)
Jan. 10	#17/16 Vanderbilt	63-53	Won	(H)
Jan. 14	South Carolina	71-79	Lost	(A)
Jan. 17	Alabama	88-63	Won	(H)
Jan. 21	Arkansas	69-52	Won	(H)
Jan. 24	Auburn	68-50	Won	(H)
Jan. 28	#18/19 LSU	71-62	Won	(A)
Jan. 31	Mississippi State	69-59	Won	(A)
Feb. 4	Ole Miss	80-66	Won	(H)
Feb. 7	Arkansas	71-57	Won	(A)
Feb. 11	#19/18 Georgia	64-48	Won	(H)
Feb. 14	#RV/No. 22 Vanderbilt	55-68	Lost	(A)
Feb. 18	Florida	77-51	Won	(H)
Feb. 21	South Carolina	71-50	Won	(H)
Feb. 25	#4/4 Tennessee	65-81	Lost	(A)
Feb. 28	Auburn	53-65	Lost	(A)
March 5	Auburn 1	65-54	Won	(N)
March 6	Mississippi State 1	76-65	Won	(N)
March 7	#4/4 Tennessee 1	62-70	Lost	(N)
March 20	Liberty 2	83-77	Won	(N)
March 22	#24/25 Michigan State 2	70-52	Won	(N)
March 28	#4/4 Nebraska 2	76-67	Won	(N)
March 30	#12/12 Oklahoma 2	68-88	Lost	(N)

- 1 - SEC Tournament, Duluth Ga.
(The Arena at Gwinnett Center)
2 - NCAA 1st & 2nd Rounds, Louisville, Ky. (Freedom Hall)
3 - NCAA Regionals, Kansas City, Mo. (Sprint Center)
* SEC game



KENTUCKY • 2010-11
NCAA Tournament (2nd Round)
Record: 25-9 (11-5 SEC, 2nd)

Nov. 10	Morehead State	82-48	Won	(H)
Nov. 14	Miami	84-71	Won	(A)
Nov. 21	#12/12 Notre Dame	81-76	Won	(H)
Nov. 26	Murray State 1	91-59	Won	(N)
Nov. 27	Southern Miss 1	79-60	Won	(A)
Dec. 5	Louisville	52-78	Lost	(A)
Dec. 7	Tennessee Tech	77-53	Won	(H)
Dec. 11	Chattanooga	79-64	Won	(A)
Dec. 18	Alabama A&M	84-58	Won	(H)
Dec. 21	Arkansas Pine-Bluff	107-35	Won	(H)
Dec. 29	Middle Tennessee	81-72	Won	(H)
Dec. 30	UT-Martin	68-47	Won	(H)
Jan. 4	#3/3 Duke	48-54	Lost	(A)
Jan. 6	#25 Arkansas	67-78	Lost	(A)
Jan. 9	Georgia	59-61	Lost	(H)
Jan. 13	South Carolina	66-48	Won	(H)
Jan. 16	Mississippi State	72-60	Won	(H)
Jan. 20	Florida	59-58	Lost	(A)
Jan. 23	Vanderbilt	78-68	Won	(H)
Jan. 27	Ole Miss	74-68	Won	(A)
Jan. 30	Alabama	82-69	Won	(A)
Feb. 3	Auburn	69-38	Won	(H)
Feb. 7	#4/4 Tennessee	67-73	Lost	(H)
Feb. 10	South Carolina	61-66	Lost	(A)
Feb. 13	LSU	49-47	Won	(H)
Feb. 17	Georgia	51-69	Lost	(A)
Feb. 20	Vanderbilt	80-71	Won	(H)
Feb. 24	Arkansas	55-54	Won	(H)
Feb. 27	Auburn	76-62	Won	(A)
Feb. 4	LSU 2	60-58	Won	(N)
Feb. 5	Vanderbilt 2	69-56	Won	(N)
Feb. 6	#4/4 Tennessee 2	65-90	Lost	(N)
Feb. 19	Hampton 3	66-62 (OT)	Won	(N)
Feb. 21	#14/4 North Carolina 3	74-86	Lost	(N)

- 1 - Lady Eagle Thanksgiving Classic, Hattiesburg, Miss. (Reed Green Coliseum)
2 - SEC Tournament, Nashville, Tenn. (Bridgestone Arena)
3 - NCAA Tournament First & Second Rds, Albuquerque, N.M. (The Pit)

KENTUCKY • 2011-12
SEC Regular Season Champions
NCAA Tournament (Elite Eight)
Record: 28-7 (13-3 SEC, 1st)

Nov. 11	Morehead State	96-60	Won	(A)
Nov. 15	Jacksonville State	100-25	Won	(H)
Nov. 17	Northeastern	81-47	Won	(H)
Nov. 19	Southern Miss	88-71	Won	(H)
Nov. 23	Nebraska Omaha	81-48	Won	(H)
Nov. 25	Sam Houston State	73-52	Won	(H)
Nov. 27	Mississippi Valley State	90-51	Won	(H)
Dec. 4	#10/11 Louisville	74-54	Won	(H)
Dec. 8	#6/5 Duke !	72-65	Won	(H)
Dec. 11	Arkansas-Pine Bluff	101-43	Won	(H)
Dec. 18	#3/3 Notre Dame	83-92	Lost	(A)
Dec. 21	Samford	90-61	Won	(H)
Dec. 28	Middle Tennessee	58-70	Lost	(A)
Jan. 1	Florida	59-56	Won	(A)
Jan. 5	Arkansas	84-72	Won	(H)
Jan. 8	Mississippi State	88-40	Won	(H)
Jan. 12	#6/7 Tennessee	61-60	Won	(H)
Jan. 15	#24/rv South Carolina	66-58	Won	(A)
Jan. 19	#15/14 Georgia	69-64	Won	(A)
Jan. 22	Florida	57-52	Won	(H)
Jan. 26	Auburn	66-48	Won	(A)
Jan. 29	Alabama	82-68	Won	(H)
Feb. 2	Ole Miss	82-41	Won	(H)
Feb. 5	LSU	51-61	Lost	(A)

Feb. 13	#13/11 Tennessee	54-91	Lost	(H)
Feb. 16	Alabama	75-77	Lost	(A)
Feb. 20	RV/#24 Vanderbilt	70-61	Won	(H)
Feb. 23	South Carolina	53-50	Won	(H)
Feb. 26	Mississippi State	76-40	Won	(A)
March 2	Florida *	71-67	Won	(N)
March 3	LSU *	61-72	Lost	(N)
March 17	McNeese State **	68-62	Won	(N)
March 19	#10/10 Green Bay **	65-62	Won	(N)
March 25	RV/#24 Gonzaga ***	79-62	Won	(N)
March 27	#3/3 Connecticut ***	65-80	Lost	(N)

- ! - Game played in Rupp Arena
* - SEC Tournament, Nashville, Tenn. (Bridgestone Arena)
** - NCAA 1st & 2nd Rounds, Ames, Iowa (Hilton Coliseum)
*** - NCAA Regional, Kingston, R.I. (Ryan Center)

KENTUCKY • 2012-13
NCAA Tournament (Elite Eight)
Record: 30-6 (13-3 SEC, 2nd)

Nov. 10	Delaware State	96-50	Won	(H)
Nov. 13	Baylor #1/1	51-85	Lost	(A)
Nov. 17	High Point	80-46	Won	(H)
Nov. 23	Morehead State	73-37	Won	(H)
Nov. 25	USC Upstate	100-34	Won	(H)
Nov. 28	Miami (Ohio)	92-53	Won	(H)
Dec. 2	#7/6 Louisville	48-47	Won	(A)
Dec. 7	DePaul !	96-64	Won	(H)
Dec. 9	Middle Tennessee	68-46	Won	(H)
Dec. 18	Pepperdine	80-62	Won	(A)
Dec. 21	UC Santa Barbara	66-38	Won	(A)
Dec. 30	Marist	78-56	Won	(H)
Jan. 3	Florida	76-69	Won	(H)
Jan. 6	Alabama	87-70	Won	(A)
Jan. 10	#20/21 Texas A&M	65-62	Won	(H)
Jan. 13	Missouri	69-43	Won	(A)
Jan. 17	Mississippi State	100-47	Won	(H)
Jan. 20	Auburn	97-53	Won	(H)
Jan. 24	#18/14 South Carolina	50-55	Lost	(A)
Jan. 27	LSU	73-60	Won	(H)
Feb. 3	#13/14 Georgia	71-75	Lost	(H)
Feb. 7	Arkansas	80-74 (OT)	Won	(A)
Feb. 10	Vanderbilt	75-53	Won	(A)
Feb. 14	#16/14 South Carolina	78-74	Won	(H)
Feb. 18	#10/13 Texas A&M	70-66	Won	(A)
Feb. 24	LSU	72-77	Lost	(A)
Feb. 28	Ole Miss	90-65	Won	(A)
March 3	#8/8 Tennessee	78-65	Won	(H)
March 8	Vanderbilt *	76-65	Won	(N)
March 9	#12/12 Georgia *	60-38	Won	(N)
March 10	#19/19 Texas A&M *	67-75	Lost	(N)
March 24	Navy **	61-41	Won	(N)
March 26	#18/15 Dayton **	84-70	Won	(N)
March 30	#15/16 Delaware ***	69-62	Won	(N)
April 1	#3/3 Connecticut ***	53-83	Lost	(N)

- ! - Game played in Rupp Arena
* - SEC Tournament, Duluth, Ga. (The Arena at Gwinnett Center)
** - NCAA 1st & 2nd Rounds, Queens, N.Y. (Carnesecca Arena)
*** - NCAA Regional, Bridgeport, Conn. (Webster Bank Arena)

KENTUCKY • 2013-14

NCAA Tournament (Sweet 16)

Record: 26-9 (10-6 SEC, 4th)

Nov. 8	Marist	75-61	Won	(A)
Nov. 10	Wagner	96-57	Won	(A)
Nov. 13	GEORGIA SOUTHERN	103-38	Won	(H)
Nov. 17	CENTRAL MICHIGAN	96-74	Won	(H)
Nov. 21	LIPSCOMB	116-49	Won	(H)
Nov. 24	Middle Tennessee	84-72	Won	(A)
Nov. 27	BRADLEY	117-77	Won	(H)
Dec. 1	#3/4 LOUISVILLE	69-64	Won	(H)
Dec. 6	#9/9 Baylor *	133-130	Won	(N)
Dec. 12	DePaul	96-85	Won	(A)
Dec. 15	EAST TENNESSEE ST	73-56	Won	(H)
Dec. 22	#2/2 DUKE !	61-69	Lost	(H)
Dec. 29	GRAMBLING STATE	109-46	Won	(H)
Jan. 2	Alabama	85-63	Won	(A)
Jan. 5	FLORIDA	73-83	Lost	(H)
Jan. 9	#10/11 South Carolina	59-68	Lost	(A)
Jan. 12	MISSOURI	80-69	Won	(H)
Jan. 19	Auburn	73-71	Won	(A)
Jan. 23	ALABAMA	55-57	Lost	(H)
Jan. 26	ARKANSAS	68-58	Won	(H)
Jan. 30	Georgia	56-58	Lost	(A)
Feb. 2	#14/14 LSU	63-56	Won	(H)
Feb. 9	Florida	80-86	Lost	(A)
Feb. 13	OLE MISS	108-78	Won	(H)
Feb. 16	#8/8 Tennessee	75-71	Won	(A)
Feb. 20	#4/6 SO. CAROLINA	58-81	Lost	(H)
Feb. 23	#16/13 Texas A&M	83-74	Won	(A)
Feb. 27	Mississippi State	81-74 (OT)	Won	(A)
March 2	VANDERBILT	65-63	Won	(H)
March 7	Florida **	75-70	Won	(N)
March 8	#5/7 South Carolina **	68-58	Won	(N)
March 9	#6/6 Tennessee **	70-71	Lost	(N)
March 22	Wright State ***	106-60	Won	(H)
March 24	Syracuse ***	64-59	Won	(H)
March 29	#5/6 Baylor ***	72-90	Lost	(N)

* - Doubleheader with UK men's basketball – AT&T Stadium (Arlington, Texas)

** - SEC Tournament - Duluth, Ga. (Gwinnett Center)

*** - NCAA First & Second Rds – Lexington, Ky.

(Memorial Coliseum)

**** - NCAA Regionals – March 29 - South Bend, Ind.

(Purcell Pavilion)



MITCHELL VS. ALL OPPONENTS

	UK	Overall			
Alabama	7-2	7-2	Marquette	0-1	0-1
Alabama A&M	2-0	2-0	McNeese State	2-0	2-0
Alcorn State	1-0	1-0	Miami Ohio	4-0	4-0
Arkansas	8-1	8-1	Michigan	0-2	0-2
Arkansas Pine-Bluff	2-0	2-0	Michigan State	1-0	1-0
Auburn	8-2	8-2	Middle Tennessee	4-2	4-2
Austin Peay	-	4-1	Minnesota	0-1	0-1
Baylor	1-2	1-2	Mississippi State	8-1	8-2
Binghamton	-	1-0	Mississippi Valley State	2-0	2-0
Bradley	1-0	1-0	Missouri	2-0	2-0
Boston	1-0	1-0	Morehead State	4-0	4-0
Butler	1-0	1-0	Murray State	1-0	2-3
Centenary	-	1-0	Navy	1-0	1-0
Central Michigan	1-0	1-0	Nebraska	1-0	1-0
Chattanooga	1-0	1-0	Nebraska Omaha	1-0	1-0
Cincinnati	2-0	2-0	Northeastern	1-0	1-0
College of Charleston	-	1-0	North Carolina	0-1	0-1
Connecticut	0-2	0-2	North Carolina A&T	1-0	1-0
Dayton	1-0	1-0	Notre Dame	1-1	1-1
Delaware	1-0	1-0	Oklahoma	0-1	0-1
Delaware State	1-0	1-0	Ole Miss	6-1	6-1
DePaul	2-0	2-0	Old Dominion	0-1	0-1
Duke	1-2	1-2	Pepperdine	1-0	1-0
East Tennessee State	1-1	1-1	Pikeville College	-	1-0
Eastern Illinois	-	3-1	Samford	1-0	2-3
Eastern Kentucky	-	3-1	Sam Houston State	1-0	1-0
Eastern Michigan	-	0-1	South Alabama	1-0	1-0
Evansville	-	0-1	South Carolina	9-6	9-6
Florida	8-3	8-4	South Carolina-Upstate	2-0	2-0
Florida Atlantic	1-0	1-0	Southeast Missouri	-	1-3
Florida A&M	1-0	1-0	Southern Miss	2-0	2-0
Furman	1-0	1-0	Syracuse	1-0	1-0
Georgia	5-7	5-7	Tennessee	4-9	4-9
Georgia Southern	1-0	1-0	Tennessee-Chattanooga	2-0	2-0
George Washington	1-1	1-1	Tennessee-Martin	2-0	5-2
Gonzaga	1-0	1-0	Tennessee State	-	4-0
Grambling State	1-0	2-0	Tennessee Tech	1-0	2-4
Green Bay	1-0	1-0	Texas	0-1	0-1
Hampton	1-0	1-0	Texas A&M	3-1	3-1
High Point	1-0	1-0	UC Santa Barbara	3-0	3-0
IUPUI	1-0	1-1	Vanderbilt	8-3	8-3
Jacksonville State	1-0	4-1	Virginia Tech	-	0-1
James Madison	1-0	1-0	Wagner	1-0	1-0
Kentucky Christian	-	1-0	Western Kentucky	0-2	0-3
Liberty	1-0	1-0	William & Mary	1-0	1-0
Lipscomb	2-0	2-0	Wisconsin	0-1	0-1
Long Island	1-0	1-0	Wright State	1-0	1-0
LSU	5-7	5-7	Wofford	1-0	1-0
Louisville	4-3	4-3	Xavier	0-2	0-3
Marist	2-0	2-0	Yale	1-0	1-0
Marshall	-	0-2	Total	170-71	200-100

ADENIYI AMADOU

Favorite thing about coaching is the players and the relationship-building process with them.

Talent besides coaching basketball is listening.

Favorite saying to live by is "Thank you."

Three things he really likes: correctly guessing an old password not used in a while, eating ridiculous things for breakfast like leftover takeout or a tall glass of Coke, getting the emergency exit row on an airplane.

First name means "the crown has value/is honorable."



Is a closet Rick Pitino fan.

Coaching Career

2014-present – Kentucky, assistant coach

2010-14 – Dayton, assistant coach

2009-10 – Syracuse, video coordinator

Full Name: Adeniyi Amadou

Birthday: June 29, 1982

Birthplace: Cotonou, Benin

Hometown: Paris, France

High School: Fork Union Military Academy/Fork Union, Va.

College: Indiana University of Pennsylvania, 2008

Degrees: Bachelor's degree in journalism and political science; master's degree in public communications

Son of: Adia and Wabi Amadou

Siblings: One sister, Laeticia

Hobbies: Reading, watching movies and TV, spending time with friends and debates

Favorite book: The Years of Lyndon Johnson. All four volumes.

The celebrity he gets mistaken for is Denzel Washington.



ASSISTANT COACH AMADOU ENTERS HIS FIRST SEASON AT KENTUCKY



“We are so thrilled a person of his caliber has joined our staff. He’s a person of great integrity and has incredible work ethic. He’s made an immediate impact on our program and he will continue to make major contributions to UK Hoops. What I’ve been most impressed with is his player acumen. He has great ability to forge relationships and help players get better. When you have a program that has been in the upper echelon and aspires to be the best program in the country, it needs coaches to help players get better and I feel like he’s going to do a great job. He will help us move forward in so many areas.”

— Head Coach Matthew Mitchell

Former Dayton assistant coach Adeniya Amadou (pronounced AD-knee AHM-uh-doo) is in his first season as an assistant coach for the University of Kentucky women’s basketball program. He will work primarily with the post players and will serve as the coordinator of player development.

Amadou, a native of Paris, France, comes to Kentucky after serving four seasons on the UD coaching staff, where he worked with the post players and also contributed with scouting and recruiting for the Flyers. During his three years, Amadou helped lead the Flyers to 23 or more wins each season and back-to-back regular season Atlantic 10 titles. In 2012-13, Dayton finished with an impressive 28-3 mark before falling to Kentucky, 84-70, in the second round of the NCAA Tournament. This past season, the Flyers earned their fifth straight NCAA Tournament berth with their highest seeding in school history at No. 6. Dayton finished 23-8 overall after falling to Florida in the opening round. Under Amadou’s guidance, junior forward Ally Malott was named to the A-10 First Team and All-Championship Team.

Prior to Dayton, Amadou spent the 2009-10 season at Syracuse, helping The Orange to a 25-11 record and a quarterfinal appearance in the Women’s Invitational Tournament. He helped in all areas of the program as he assisted with the strength and conditioning of the players, post player development and scouting, in addition to serving as video coordinator and assistant director of basketball operations.

Amadou, 31, started his collegiate career playing for

the Black Knights of the United States Military Academy at West Point. He transferred to Indiana University of Pennsylvania and led his team in offensive rebounding his senior year.

He received a bachelor’s degree in journalism and political science from IUP and received a master’s degree from the S.I. Newhouse School of Public Communications at Syracuse. He is also currently pursuing his Ph.D. in mass communication from the Newhouse School.



Coach Amadou on Kentucky:

“I am humbled to be at the University of Kentucky and honored to work for Coach Mitchell. I think Kentucky is a special, special place. Both the women’s basketball program and the institution in general have developed a culture and an environment that yields a deep sense of community. In Coach Mitchell I have found someone who believes in the core values that have ruled my entire life. I look forward to working with this championship-driven staff and I am thrilled to be a part of the Big Blue Nation.”

CHRISTIAN STEFANOPOULOS

Named after her great grandfather.

Coollest thing about UK is the tradition of Kentucky Basketball and the support from the Big Blue Nation.

Favorite thing about coaching is being able to make a positive impact on young women's lives and help them reach their fullest potential and then exceed that on and off the court. Competing!

Guilty pleasure is Graeter's ice cream.

Coaching influences are Matthew Mitchell, Nell Fookes and all the other coaches I have been able to work with.

Is NOT related to George Stephanopoulos. It's spelled differently.

Has 23 sets of twins in her family.

Favorite musical artist is Beyonce.



Coaching Career

2014-present – Kentucky, assistant coach
2011-14 – Bucknell, assistant coach
2010-11 – Morehead State, assistant coach
2007-10 – Kentucky, video coordinator
2006-07 – Morehead State, graduate assistant coach

Full Name: Christian Anne Stefanopoulos
Birthday: Sept. 14, 1983
Birthplace: Covington, Ky.
Hometown: Florence, Ky.
High School: Boone County High School
College: Thomas More, 2006/Morehead State, 2014
Degrees: Bachelor's degree in exercise science/
Master's degree in sports administration
Daughter of: Jeff and Sheri Stefanopoulos
Siblings: Brothers Jonathan & David (twins) - sister Nicolette
Hobbies: Shopping, sneakers, working out and #socialmedia

ASSISTANT COACH STEFANOPOULOS ENTERS HER FIRST SEASON AT KENTUCKY



Christian Stefanopoulos is in her first season as an assistant coach for the UK Hoops program. She will serve as the recruiting coordinator and work primarily with the guards.

Stefanopoulos spent the last two seasons as an assistant coach and recruiting coordinator at Bucknell University in Lewisburg, Pa. Under her tutelage, senior guard Shelby Romine earned All-Patriot League First Team honors and freshman guard Megan McGurk was named to the All-Rookie Team. Freshman forward Claire DeBoer, who Stefanopoulos helped recruit to Bucknell, also was named to the All-Rookie Team along with being tabbed Patriot League Rookie of the Year, the program's first since 2004.

In her first season with the Bison, Stefanopoulos assisted in the biggest turnaround in Bucknell women's basketball history, helping lift the team from five wins in 2011-12 to 15 in 2012-13. This past season, the Bison finished 16-14 overall, including 11-7 in the Patriot League, marking their best conference winning percentage since the 2006-07 season. Bucknell went on to postseason play for the first time since 2007-08 when it received a bid to the 2014 Women's Basketball Invitational (WBI).

Prior to Bucknell, Stefanopoulos was an assistant coach for two seasons at Morehead State in Morehead, Ky. The Eagles compiled a 31-29 overall record during those two seasons, including a 20-14 mark in Ohio Valley Conference play. In her first year at Morehead, the Eagles went 21-10 overall and finished in a tie for third in the OVC race. She also helped guide senior guard Chynna Bozeman to OVC

Player of the Year honors in 2010-11.

Stefanopoulos first worked with Mitchell as a graduate assistant in 2006-07 when he was the head coach at Morehead State. She followed Mitchell to Kentucky as the Wildcats' video coordinator in 2007-08, a position she held for three seasons.

The Florence, Ky., native was a prep standout at Boone County High School where she was a 2002 McDonald's All-America nominee. As the starting point guard, she led her team to a 27-5 overall record, the 33rd district championship and the ninth region runner-up during her senior season. She was named a first-team Northern Kentucky All-Region selection.

Stefanopoulos, 30, played collegiately at Austin Peay University (Clarksville, Tenn.) and Thomas More College (Crestview Hills, Ky.). With the Lady Govs, she won back-to-back OVC championships (2002-03 and 2003-04) therefore catapulting them into the NCAA Tournament both seasons. She also excelled in the classroom by earning a spot on the Athletic Director's Honor Roll in 2002 and helping APSU win the OVC's Academic Achievement Banner. She transferred to Thomas More for her final two years of eligibility where she made an immediate impact on the squad. She earned team captain honors as a senior while leading the Saints to the 2005-06 Presidents' Athletic Conference championship Co-Champions title. For her efforts, she was named second-team All-PAC.

Stefanopoulos earned a bachelor's degree in exercise

“Christian has worked tirelessly to prepare for this opportunity. Her passion for Kentucky and for helping others is invaluable because she's totally motivated by wanting to see those around her get better. She has a unique combination of passion, energy and work ethic. She will make an impact on our program through recruiting and player development as she is an incredibly talented in both of those areas. Her ability to connect with people enables her to recruit at an elite level. It's been my experience that players have always benefited from spending time with Christian whether it was on or off the court. I'm so happy she's a Wildcat.”

— Head Coach Matthew Mitchell

science from Thomas More in 2006 and a master's degree in sports administration from Morehead State in 2014.



Coach Stef on Kentucky:

“I am extremely excited and honored to have the opportunity to coach with Coach Mitchell and represent the University of Kentucky. It's always been my dream to return to Kentucky and have the opportunity to compete for a national championship. Coach Mitchell has created a championship culture here based on hard work, honesty and discipline and I'm ready to take those winning tools and get to work.”

TAMIKA WILLIAMS

Favorite quote to live by came from her mother: "Always remember the best things in life ARE free: God's blessings, love, and family."

Celebrity she gets mistaken for is Laila Ali.



A talent other than coaching is being a human karaoke machine.

Coolest thing about UK is the Big Blue Nation. BBN = Crazy! I love it!



Collects records, everything from the Beastie Boys to The Drifters.

Favorite thing about coaching is building relationships that last a lifetime.

Coaching influences are Jim Foster, Geno Auriemma and Phil Jackson.

Former Connecticut and Women's Basketball National League standout, Tamika Williams, is in her first season with the Wildcats. She will serve as the team's academic coordinator and work with the post players.

Williams, 34, comes to the Commonwealth after success at every level in the game of basketball and more than eight years of coaching experience.

Williams, the sixth overall pick in the 2002 WNBA draft, played seven seasons in the professional ranks before retiring in 2008. She played six seasons for the Minnesota Lynx, appearing in 185 games with 139 starts. Some of her highlights with the Lynx included leading the team in

Coaching Career

2014-Current: Kentucky, assistant coach

2008-11: Kansas, assistant coach

2003-08: Ohio State, assistant coach

2002-03: Ohio State, graduate assistant coach

Playing Career at UConn

Member of two UConn NCAA Division 1 Championship Teams (2002, 2000) ... Averaged 10.6 points per game and 5.8 rebounds per game in her four-year career ... Finished as UConn's all-time leader in field goal percentage at 70.3% (560-for-797), which is also an NCAA Division 1 record ... Holds the Huskies' top four single-season marks for field goal percentage, ranked 14th on UConn's all-time scoring list with 1,402 points, and finished 10th all-time in rebounding (763) ... Served as President of UConn's Student-Athlete Advisory Committee.

WNBA Playing Career

Sixth overall pick in the 2002 WNBA Draft ... Played seven seasons (six for Minnesota Lynx and one for Connecticut Sun) before retiring in 2008 ... Appeared in 185 games with 139 starting assignments ... Set the WNBA single-season record for field-goal percentage in 2003 of 66.8 percent ... Recorded more than 1,000 points and 1,000 rebounds in her pro career ... Owns career averages of 6.7 points and 5.6 rebounds ... 2008 Dawn Staley Community Leadership Award

Full Name: Tamika Maria Williams

Birthday: April 12, 1980

Hometown: Dayton, Ohio

High School: Chaminade-Julien High School

College: Connecticut, 2002

Degrees: Bachelor's degree in interpersonal communications

Daughter of: George and Josephine Williams

Siblings: Two sisters, Tanzania and Tiffany, and a brother, Mike

Hobbies: Movies, traveling, family time and molding young minds

ASSISTANT COACH WILLIAMS ENTERS HER FIRST SEASON AT KENTUCKY



“I have been a long-time admirer of Tamika Williams and her contributions to the game of basketball. To have the opportunity to work with her on a daily basis is extremely exciting for everyone associated with our program. Her ability to impact our players in a positive way is something that I value greatly. Tamika has experienced success as a player, coach, broadcaster and in the business world. Her knowledge of the game coupled with the wisdom she can provide our players will be an invaluable asset to the Kentucky program. Tamika is a tremendous role model for our players and I couldn’t be happier to welcome her as the newest member of the Big Blue Nation.”
— Head Coach Matthew Mitchell

rebounds per game, breaking the WNBA single-season record for field-goal percentage, scoring 1,000 career points and grabbing 1,000 rebounds. In 2008, she was traded to the Connecticut Sun where she played one season. Overall, she owned career averages of 6.7 points and 5.6 rebounds per game in the WNBA, while shooting 55.9 percent from the field.

During the WNBA offseason, Williams began coaching at The Ohio State University in 2002 as a graduate assistant under head coach Jim Foster before being promoted to assistant coach in 2003. She spent five seasons on the sidelines with the Buckeyes before taking the same position at the University of Kansas from 2008-11.

In 2011, Williams moved to Texas and began working in the private sector. She owned and managed a Nationwide Insurance agency while serving as a sports analyst for ESPN during the 2011-12 women’s basketball season. She also served as an ambassador for Women & Girls Against HIV/AIDS, a U.S. State Department Sports Ambassador and traveled internationally with NBA Global, promoting the game of basketball.

The Dayton, Ohio native was the No. 1-ranked player in the nation by Blue Star Index coming out of high school. While at Chaminade-Julien High School, she scored 2,015 points and went on to earn a plethora of honors, including High School Player of the Year by Street and Smith, Naismith, USA Today and Parade Magazine, Ohio Player

of the Year in 1997 and 1998, and the Ohio Miss Basketball as a senior. She also earned WBCA All-America honors and was the WBCA high school player of the year.

After being heavily recruited by almost every major college women’s basketball program in the country, she chose to play for Geno Auriemma at Connecticut from 1998-2002. She was one of four players (along with Asjha Jones, Swin Cash and Sue Bird) to be called by Sports Illustrated the “best recruiting class of 1998.”

In college, Williams didn’t miss a beat. As a freshman she earned The Sporting News National Freshman of the Year, 1999 Big East Rookie of the Year, All-Big East Rookie Team and ECAC Rookie of the Year honors and ranked third in the NCAA with a .658% (173-for-263) field-goal percentage. During her sophomore season she was named Most Outstanding Performer of the 2000 Big East Tournament while helping the Huskies win the 2000 National Championship. In her junior year she became the 19th player in UConn history to score 1,000 points, and her senior season was capped off by another NCAA title with an undefeated 35-0 record. She received AP All-America Honorable Mention honors and was a Naismith Player of the Year candidate in the 2001-02 season.

She completed her collegiate career with averages of 10.6 points and 5.8 rebounds per game. She finished as UConn’s all-time leader in field goal percentage at .703 percent (560-for-797), which is also an NCAA Division I record.

She holds the Huskies’ top four single-season marks for field goal percentage, ranked 14th on UConn’s all-time scoring list with 1,402 points and finished 10th all-time in rebounding (763).

Williams not only excelled on the court but also in the classroom. She was a member of the dean’s list and served as the president of the Student-Athlete Advisory Committee while earning a degree in interpersonal communications.



Coach Williams on Kentucky:

“I’m elated and humbled that Coach Mitchell has given me an opportunity to be a part of such a tremendous program at University of Kentucky. I have a chance to work with a phenomenal staff, cultivate the minds of young women for success on and off the court, and help promote his winning attitude in the community. I want to thank the University of Kentucky, Coach Mitchell, and every young woman on his team for accepting me into the Wildcat family. It’s truly been a blessing.”



BASKETBALL SUPPORT STAFF



ANDY ADRIANSE
Assistant Director Event Management/UK Hoops Game Manager

Andy Adrianse began his career with UK Athletics in 2006 as a graduate assistant with the UK men's and women's tennis programs, assisting with facility and event management for the Hilary J. Boone Tennis Center. He earned his master's degree at UK in kinesiology and health promotion with an emphasis in sport leadership in 2008.

Andy currently serves as the assistant director for event management and is involved primarily with event operations for UK football, women's basketball, volleyball and softball. He has served as tournament director for multiple postseason NCAA and SEC volleyball, tennis and softball tournaments since 2009.

Andy was born and raised in San Luis Obispo, located on the central coast of California - where the majority of his family resides.



WILL ALTON
Video Coordinator

Will Alton is in his first season on the UK Hoops staff as the video coordinator. He will assist the coaching staff in opponent scouting reports and coordinating all aspects of film exchange and video editing for opponents and team edits.

The Pennington, N.J. native comes to Kentucky after serving as a basketball operations intern for the WNBA's Atlanta Dream. Prior to the Dream, he was a men's basketball coach at his alma mater, Penn State Abington in Abington, Pa.

Alton began his collegiate basketball career at Wilmington University (DE) in 2008 before transferring to Division III Penn State Abington. In just three seasons, Alton compiled over 1,000 points and earned a spot on the North Eastern Athletic All-Conference team. He went on to sign to play professionally in 2012 for the Washington Generals and Red Klotz Enterprise, the team best known for playing exhibition games against the Harlem Globetrotters.

Alton graduated from Penn State Abington in 2012 with a bachelor's degree in corporate communications.



KATE BALLARD
Event Manager

Kate Ballard is in her second season as an event coordinator for the University of Kentucky, working with the football, women's basketball, gymnastics and baseball programs.

Ballard manages the annual recruitment, retention and scheduling of a 220-member event staff and assists with the planning and preparation for postseason championship events. Additionally, Ballard serves as the internship supervisor, overseeing six interns per school semester.

The Bardstown, Ky., native spent two seasons as a graduate assistant in UK's event management department, assisting with football, women's basketball, men's soccer, swimming and diving, gymnastics and baseball. Ballard also spent five years as a student worker at UK, working with the athletic department's administration and event management department.

She recently served as co-event coordinator for the Swings for Soldiers charity event in Lexington that raised more than \$260,000 toward building specially adapted homes for wounded veterans.

Ballard graduated from UK with a bachelor's degree in family science.



CANDICE CHAFFIN
Senior Associate AD for Development

Candice Chaffin is in her 15th year working at the University of Kentucky and fourth as a senior associate AD for development.

Chaffin manages all aspects of the K Fund, while also serving as the sport administrator for women's basketball. Some of her responsibilities include capital gifts, naming rights, planned giving, ticket transfers and hospitality for athletic events.

Chaffin also oversees the management of donor travel and charter trips to SEC and NCAA events, as well as the suites at Commonwealth Stadium.

Prior to coming to Kentucky, Candice spent nine years working in the hotel business, where she spent time in Lexington, Louisville and Washington D.C.

Candice received her degree in hospitality management and culinary arts from Sullivan University in 1999. A native of Booneville, Ky., she graduated from Owsley County High School.

Candice and her husband, Chris, have one daughter, Keeley.



AMANI FRANKLIN
Staff Support Associate

Former Wildcat Amani Franklin enters her first season as a support staff associate for the Wildcats. Her duties include assisting with team travel, sending mail-outs and flyers to recruits and daily operations in the basketball office.

Franklin is quite familiar with the UK Hoops program as she graduated from Kentucky in 2010 with a degree in agriculture economics and a minor in business, while playing in 127 games with 77 careers starts. The Stone Mountain, Ga., native helped lead UK to a postseason tournament all four years of her career, averaging 7.3 points and 6.3 rebounds per game. Following graduation, Franklin played three seasons in the professional ranks with overseas clubs in Finland and Germany.



TIFFANY HAYDEN
Academic Counselor

Tiffany Hayden begins her sixth year as an academic counselor at Kentucky, her fourth with the women's basketball team.

Hayden began working at Kentucky's Center for Academic and Tutorial Services (C.A.T.S.) in the fall of 2009. She also serves as the academic counselor for women's tennis and the NCAA champion rifle team.

As a counselor, Hayden serves as the liaison between student-athletes, coaches, and on-campus faculty and staff. She works closely with student-athletes to ensure they have all of the tools needed to be successful upon graduation from UK. Her other responsibilities include assisting with the CATS recruiting efforts, National Student-Athlete Day Activities and supervising the computer lab in CATS.

Hayden graduated from UK in 2001 with a bachelor's degree in health science. She received her M.B.A. in 2003 and in 2004, began working in higher education. She also received a master's degree in higher education from the University of Louisville in 2009.

Before joining the C.A.T.S. staff, Hayden served as an academic advisor at Bluegrass Community and Technical College in Lexington, Ky., from 2004-2009, where she advised beginning freshmen, transfer students, readmitted students and continuing students.



KIM IRWIN
Associate Director of Ticket Operations

Kim Irwin is entering her eighth year in the University of Kentucky athletic ticket office, her fourth as the associate director of ticket operations.

Irwin serves as the primary ticket office contact for the women's basketball program, as well as the volleyball team. The native of East Liverpool, Ohio, supervises and oversees all balancing and deposits for the ticket office.

Irwin currently supervises and manages the will call and box office staff for women's basketball and volleyball, as well as supervising and managing will call and customer service on football game day.

Prior to her work with Kentucky, Irwin served as an intern in the Notre Dame athletic ticket office from 2006-07. In South Bend, Irwin worked with managerial support and event management for the Fighting Irish's nationally renowned football program, as well as the men's and women's basketball programs, men's and women's soccer, baseball, hockey and volleyball programs, and other non-athletic related events.

Irwin earned her bachelor's degree in business administration at Ohio University in 2003, double majoring in marketing and management information systems. Irwin then got her master's degree in sport administration at the University of Louisville in 2005.

While a student at Louisville, Irwin worked as a full-time intern in the ticket office and after graduation at Ohio. At Ohio, Irwin supervised other undergraduate students during office hours and on game day.



COURTNEY JONES
Senior Athletic Trainer

Courtney Jones is in her sixth season at Kentucky as the women's basketball athletic trainer, while also working with the UK rifle team. She also oversees all women's health issues and protocols for all sports.

Jones came to UK from Northwestern University where she served as the primary athletic trainer for the women's basketball and cross country teams for five years. She also worked with the softball team from 2004-07.

The Crown Point, Ind., native currently has nine years of athletic training experience under her belt since earning her master's degree in kinesiology from Kentucky in 2003. Jones began her career as a graduate assistant athletic trainer for UK, caring for the men's and women's swimming and diving teams in 2001. She also served as a G.A. during the summer football camps.

Before taking the position at Northwestern, Jones went to Barton College for a year in August 2003 where her primary responsibilities were tending to the volleyball and softball teams. She also was an assistant professor, teaching athletic training taping practice, first aid, CPR and athletic injuries and kinesiology.

Jones attended undergrad at Purdue University and completed a bachelor's degree in athletic training in 2001.

Jones is a certified member of the National Athletic Trainers Association (NATA) and a certified strength and condition specialist.

She and her husband, Todd, reside in Lexington with their son, Connor and daughter, Avery.



BASKETBALL SUPPORT STAFF



SUSAN LAX

Associate Media Relations Director

Susan Lax is in her 18th season with the University of Kentucky, her 13th as Associate Media Relations Director. In addition to coordinating all publicity efforts for the women's basketball team, she assists with public relations duties for the Wildcat football team.

Lax was promoted to associate director after serving as the department's assistant director for four years. The Murray, Ky., native joined the UK staff in 1997 after spending two years as the assistant media relations director at Murray State while attending graduate school.

Several of Lax's publications have won awards from the College Sports Information Directors of America (CoSIDA), including Best in the Nation for the 2008-09 and 2009-10 women's basketball media guides.

Lax graduated from Freed-Hardeman University in Henderson, Tenn., where she was a three-year letterwinner for the Lady Lions tennis team. She graduated in 1995 with a bachelor's degree in communications with an emphasis in public relations.

She is a member of CoSIDA, FWA (Football Writers Association) and USBWA (United States Basketball Writers Association).



JAMIE MOBERLY

Facilities Coordinator

Jamie Moberly begins his 23rd year with the UK Athletics Association. He serves as the facilities and operations coordinator for women's basketball and is responsible for all game-day setup for Memorial Coliseum. He also is the facility manager for volleyball and manages other special events in the Coliseum, as well as UK's many other athletics facilities.

Moberly, a native of Lexington, received his bachelor's degree from Kentucky in 1991 and earned a master's degree in sport management from UK in 1994.

Moberly and his wife, Esther, have a son, Ethan.



BETH PRICE

Staff Support Associate

Beth Price is in her eighth year with the University of Kentucky, her second as staff support associate. Her duties include managing the Victory Club, coordinating all preseason and postseason events, communicating with alumni and helping with summer camps. She is also responsible for coordinating the coaches' public appearances, charitable activities and calendars.

Price, from Hazard, Ky., served as a team manager for the UK Hoops team for four years, earning the head manager title for three consecutive seasons.

She graduated from Kentucky in May 2006 with a bachelor's degree in exercise science, while receiving her master's degree in sport leadership in December 2007.

Price is a 2002 graduate of Perry County Central High School where she was a four-year letterwinner in basketball.

Resides in Lexington with husband Neil Price, the voice of UK Hoops.



CRYSTAL RILEY

Staff Support Associate

Crystal Riley is in her third year with the University of Kentucky, her second as staff support associate. Her duties include assisting with team travel, sending mail-outs and flyers to recruits and daily operations in the basketball office.

Riley joined the women's basketball staff full-time after serving as a student assistant in 2012-13. She was a member of the UK Hoops team from 2009-12, where she appeared in 71 career games after transferring to UK from LSU.

As a sophomore, Riley received the "Stephanie Stumbo Award", which recognizes a player who made outstanding and unselfish contributions to the team.

She graduated in 2012 with a degree in kinesiology.



NATHAN SCHWAKE

Director of Marketing

Nathan Schwake is in his 11th year in the Marketing and Promotions department at UK, his third as the Assistant AD for Marketing and Licensing.

Schwake oversees the marketing department, who manage marketing and promotions plans for UK's 22 varsity sports, manage UK's trademark licensing program, serve as the administrator for the cheer and dance programs and works directly with the football, men's basketball, women's basketball, rifle, volleyball and baseball programs.

Since arriving in Lexington, Schwake has helped transform his assigned sports into national leaders in attendance. Last season, the UK women's basketball program was once again one of the nation's leaders, averaging a school-record 6,727 fans a game which ranked ninth nationally. He also spearheaded the marketing efforts for UK's annual game in Rupp Arena. UK set a new single-game attendance record and hosted the largest crowd to ever see a women's college basketball game in the Commonwealth, when 23,706 fans attended UK's matchup vs. No. 2 Duke. It marked the first sellout in Rupp Arena for a women's basketball game.

The UK Hoops team has ranked in the top 25 nationally and in the Southeastern Conference's top four in average attendance every season under Schwake's marketing leadership, including winning two SEC Pack the House challenge trophies (2009-10, 2011-12).

In addition to creating comprehensive marketing campaigns, Schwake oversees many aspects of the game-day experience for fans, special events both in-season and during the off-season, and assists with the team's community outreach.

Schwake graduated from Iowa State University in December 2003 with a degree in marketing.



CHRIS SHOALS

Media Relations Assistant

Chris Shoals is in his fifth season with the Kentucky media relations office and first as a media relations assistant. His duties include assisting with the publicity efforts for the women's basketball team, primary contact for the women's soccer, and men's tennis teams.

A native of Cincinnati, Ohio, Shoals handles all of Kentucky's communications efforts for its men's tennis team and women's soccer team. Shoals has served as the women's soccer contact since its historic 2011 season and the men's tennis team since head coach Cedric Kauffmann took the reigns of the program.

While with women's soccer, Shoals helped direct the team to one of its best seasons in school annals, including UK hosting the first NCAA Tournament game at the UK Soccer Complex since the 1999 season. He will continue to work with women's soccer in 2014.

Shoals, the son of Michael and Leslie Shoals, has a sister, Katherine, 19, who attends Miami University.



JOHN SPURLOCK

Assistant Strength Coach

John Spurlock is in his second season as the head strength and conditioning coach for the women's basketball team. Along with the women's basketball team, he trains volleyball, men's soccer and sprints/hurdles.

Spurlock came to UK as a graduate assistant in 2006 and was hired full time in August of 2009.

As a graduate assistant, he worked directly with men's and women's tennis and cheerleading. He also assisted with volleyball, women's basketball, softball, swimming, men's and women's soccer and track and field.

Spurlock came to UK from the University of Dayton where he served as an intern on the student-assistantship grant from the National Strength & Conditioning Association. There he worked with men's and women's tennis and crew. Prior to his experience at UD he was a volunteer at Duke University where he worked with men's tennis and swimming and diving. Prior to Duke, he was a strength intern at Hanover College where he assisted with football.

He earned his bachelor's of arts degree in physical education (2005) from Hanover College and his master's of science degree in exercise physiology (2010) from UK. John played wide receiver on the Hanover College football team (2001-2005). Currently resides with his wife, Jordan, in Georgetown, KY.



AMY TILLEY

Assistant Athletics Director for Women's Basketball

Amy Tilley is in her sixth year in the women's basketball program, but her first her new role as the assistant athletics director for women's basketball.

Tilley's duties at UK include team travel, scheduling, supervising all non-coaching personnel, management of the budget, facility coordinator, overseeing the student managers, supervising the team's NIKE account and special event management.

Prior to her promotion in May of 2014, Tilley served as the director of basketball relations for women's basketball and recruiting for three years.

Tilley served as an administrative assistant during the 2008-09 and 2009-10 seasons under Coach Matthew Mitchell before leaving to become the head coach at Dunbar High School for the 2010-11 year.

Before joining the UK Athletics Association staff, Tilley was an accountant for Liberty Alliance Federal Credit Union.

The Somerset, Ky., native graduated from Kentucky in 2007 with a major in finance and a minor in economics and received a master's degree in secondary education from Eastern Kentucky University in 2011. Tilley and her husband, Adam, reside in Lexington, Ky., with their daughter, Reagan Skye. They enjoy spending time with family, going to the lake and attending various sporting events.



2014-15 STUDENT STAFF



ALEX DAY
Manager
Hometown: Cincinnati, Ohio
High school: Mason HS
Class: Sophomore
Major: Communication
Contemplated profession: Sports broadcaster



ERIC HUSTER
Manager
Hometown: Versailles, Ky.
High School: Woodford County HS
Class: Senior
Major: Business management
Contemplated Profession: Athletics Director



KORTEZ WILSON
Equipment Manager
Hometown: Louisville, Ky.
High school: Butler HS
Class: Graduate Student/
 Sport Leadership
Degree: Broadcast journalism (Kentucky, 2014)
Major: Journalism
Contemplated profession: Sports journalism



STORM DICKERSON
Manager
Hometown: Florence, Ky.
High school: Boone County HS
Class: Junior
Major: Kinesiology
Contemplated profession: Exercise physiologist



MORGAN JETT
Manager
Hometown: Cincinnati, Ohio
High school: Flemingsburg HS
Class: Sophomore
Major: Kinesiology
Contemplated profession: Athletic trainer for a WNBA team



JAITESHA HANSON
Manager
Hometown: Tampa, Fla.
High school: Sefner Christian
 Academy
Class: Sophomore
Major: Biology
Contemplated profession: Physical therapist



ALLISON KING
Manager
Hometown: Reynoldsburg, Ohio
High school: Reynoldsburg HS
Class: Freshman
Major: Kinesiology
Contemplated profession: Physical therapist

THE STATS CREW



Back Row (L-R): Donnie Hart (public address announcer), Mike Zuckerman (in-game stats), Mike "Bear" Rogers (hustle board), Ken Bourne (official scorer), Lee Ann Clark (in-game stats director), C.J. O'Banion (in-game stats). Front Row (L-R): Christopher Montgomery (back-up stats), Jim Ingle (back-up shot chart), Sharon McCauley (scoreboard), Susan Montgomery (back-up stats), Don DeLuca (shot cart). Not pictured: Amy Ratliff (Scripter).



2013-14 REVIEW

2013-14 YEAR IN REVIEW

2013-14 Overall Record: 26-9

National Rankings: No. 10 AP/11 USA Today Coaches'

SEC Record: 10-6 (4th); SEC Tournament Finals

Postseason: 2-1 - NCAA Sweet 16

Home: 14-4 • Away: 9-3 • Neutral: 3-2

It was another outstanding season under head coach Matthew Mitchell as Kentucky advanced to its fourth Sweet 16 in the last five years with wins over Wright State and Syracuse in the opening rounds of the NCAA Tournament. However, UK couldn't overcome a poor shooting performance in the first half of the regional semifinals, falling to No. 2 seed and No. 5/6 Baylor, 90-73.

The Wildcats concluded the 2013-14 season with a 26-9 overall mark, becoming one of just 10 programs to chart 25 or more wins in five straight seasons. UK's senior class of Kastine Evans, Bernisha Pinkett, DeNesha Stallworth and Samarie Walker finished with a record of 109-31, which ranks second all-time in program history.

UK finished the season ranked in the top 10 on 11 single-season lists, including first in rebounds (1,513), second in free throws made (595), third in 3-pointers made (192), fourth in points per game (81.3) and fourth in blocks (141).

Junior guard Bria Goss, who became the 29th player to chart 1,000 points in a UK career earlier this season (1,059), set a single-season record for free-throw shooting percentage, netting .901 percent (127-of-141).

Senior Samarie Walker finished her career ranked seventh on UK's all-time rebounding (777) and blocks (96) list and tied for fifth with 20 career double-doubles. Senior Kastine Evans played in 139 career games which ranks No. 2 all-time at UK.

Senior forward DeNesha Stallworth finished her illustrious career with 1,740 career points (812 at UK) and 871 rebounds (417 at UK) and ranked ninth on UK's all-time double-doubles list with 15. Because of her outstanding senior season, she was selected as the 25th overall pick in the 2014 WNBA draft by the Connecticut Sun.

Overall, junior guard Jennifer O'Neill led the team in scoring with 12.6 points per game, while Stall-



The Wildcats concluded the 2013-14 season at 26-9, becoming one of just 10 programs to chart 25 or more wins in five straight seasons.

worth and Goss followed with 12.5 and 10.2 points per game, respectively.

Four other Wildcats averaged at least 6.9 points per game. Walker, who was UK's leading rebounder with 8.7 rebounds per game, added 8.7 ppg. Sophomore point guard Janee Thompson averaged 8.6 points per game and Evans had 8.2 ppg. Freshman guard Linnae Harper came off the bench for 6.9 ppg in her rookie season.

STALLWORTH PICKED 25TH IN WNBA DRAFT

Senior forward DeNesha Stallworth was the 25th overall selection in the 2014 Women's National Basketball Association Draft as she was chosen by the Connecticut Sun in the third round.

With the selection, Stallworth became the fourth Wildcat to be drafted in the WNBA and third in the last four years. Former All-Americans A'dia Mathies (10th overall pick in 2013) and Victoria Dunlap (11th overall pick in 2011) join Shantia Owens (53rd overall pick in 2000) as the other UK Hoops draftees.

Stallworth finished her career with 1,740 career points (812 at UK) and 871 rebounds (417 at UK). She ranks ninth on Kentucky's all-time double-doubles list with 15. The 6-foot-3 forward is part of a senior class that finished with a record of 109-31, which ranks second all-time in program history.

UK ADVANCES TO THIRD STRAIGHT SWEET 16

With wins over Wright State (106-60) and Syracuse (64-59), UK advanced to the Sweet 16 for the fifth time in school history, including fourth in the last five seasons. UK is one of just seven programs to advance to the Sweet 16 in at least four of the last five seasons along with Baylor, UConn, Duke, Notre Dame, Stanford and Tennessee.

UK DEFEATS BAYLOR AND MAKES NCAA HISTORY IN EPIC FOUR-OT THRILLER

Icy conditions that made driving treacherous in Dallas, Texas kept the crowd under 10,000 at AT&T Stadium and mostly with UK fans. Those that were able to attend were rewarded with a thrilling matchup between No. 5 Kentucky and No. 9 Baylor.

Ten different Wildcats scored with Jennifer O'Neill leading the way with a school-record 43 points, including the go-ahead basket in the fourth overtime, to help Kentucky beat Baylor 133-130 in the highest-scoring Division I women's game in history. The previous high for a Division I women's game was 252 points in SMU's 127-125 win over TCU, also in four overtimes, on Jan. 25, 1997.

O'Neill finished 14-of-31 from the field and 13-of-19 from the free throw line, which were all career highs. Her 31 field goal attempts were a school record. The 13 free throws made tie for fourth all



BY THE BIG BLUE NUMBERS

23,706	School-record attendance vs. Duke on Dec. 22 in Rupp Arena
1,740	Number of total career points for DeNesha Stallworth
712	Number of wins in UK Hoops history
363	Consecutive games UK has hit a 3-pointer
200	Career wins for Matthew Mitchell
170	Wins at UK for Matthew Mitchell
84	Consecutive weeks in the AP poll
10	Consecutive years UK has participated in postseason play
7	Number of McDonald's All-Americans on the 2013-14 roster
5	Consecutive NCAA Tournament appearances



UK averaged a school-record 6,727 fans per game this season, a mark that ranked ninth nationally and the Cats drew 121,089 fans for its 18 home games, the highest total attendance in school history.

time, while the 19 attempts are a school record. Additionally, she dished out a season-high tying six assists. In the first overtime session, O'Neill scored nine of the 14 points for Kentucky, with seven of those points coming at the free throw line (7-of-10).

Janee Thompson finished with a career-high 20 points, while DeNesha Stallworth added 16 points and nine rebounds.

The Wildcats were coming off a 69-64 victory over No. 7 Louisville, giving UK consecutive wins against top 10 teams for the first time in school history.

UK SETS SINGLE-SEASON ATTENDANCE RECORD VS. NO. 2 DUKE IN RUPP ARENA

Kentucky set a new single-game attendance record when 23,706 fans attended the Wildcats' game vs. Duke on Dec. 22. The previous record was 18,488 vs. DePaul last season in Rupp. UK also broke the record for the largest crowd to ever see a women's basketball game in the Commonwealth. The previous record was 22,152 for the first Kentucky-Louisville game played in the KFC Yum! Center Dec. 5, 2010. It was also the fifth-highest attendance figure in women's college basketball history, and the largest to attend a women's college game that didn't involve Tennessee or Connecticut.

It marked the first sellout for a women's basketball game in Rupp Arena and the second sellout of the season as UK's game in Memorial Coliseum vs. Louisville on Dec. 1 also was a sellout.

UK CHARTS FIRST WIN IN THOMPSON-BOLING

Junior point guard Jennifer O'Neill scored six of her game-high 24 points in the closing minutes of the game to give No. 18 Kentucky a 75-71 win over No. 8 Tennessee on Feb. 16, marking the Wildcats' first win in Knoxville since 1985 and first-ever win in Thompson-Boling Arena.

The win snapped UT's 16-game winning streak over Kentucky in Knoxville.

Kentucky led 73-71 with 13.4 seconds remaining when sophomore point guard Janee Thompson missed the front end of a one-and-one, giving Tennessee one last chance. After the Lady Vols called timeout with 5.4 seconds left, they threw an inbounds pass to Isabelle Harrison, who lost control of the ball and committed Tennessee's 22nd turnover. Senior guard Kastine Evans made the steal and sank two game-clinching free throws.

25-WIN SEASONS

The Wildcats became one of just 10 programs in the country to accomplish 25-plus wins five consecutive seasons. The others are: Duke, Baylor, UConn, Gonzaga, James Madison, Marist, Notre Dame, Stanford and Tennessee.

The Wildcats visited the George W. Bush Library in Dallas, Texas prior to their game with Baylor and were honored to meet the former President and give him a personalized jersey.

2013-14 HONORS

Azia Bishop

- SEC Winter Academic Honor Roll

Samantha Drake

- SEC Winter Academic Honor Roll

Makayla Epps

- SEC First-Year Academic Honor Roll

Kastine Evans

- AllState WBCA Good Works Team
- SEC Community Service Team
- Capital One Academic All-District 2, first team
- SEC Winter Academic Honor Roll

Linnae Harper

- SEC All-Tournament Team
- All-SEC Freshman Team (coaches)
- SEC Player of the Week (Dec. 16)
- SEC First-Year Academic Honor Roll

Jennifer O'Neill

- AP All-American, Honorable Mention
- SEC Co-6th Woman of the Year
- All-SEC, Second Team (coaches)
- All-SEC, Honorable Mention (AP)
- SEC Player of the Week (Feb. 17)
- SEC Player of the Week (Dec. 9)
- espnW National Player of the Week (Dec. 9)
- CollegeSportsMadness.com Player of the Week (Dec. 9)
- USBWA Ann Meyers Drysdale National Player of the Week (Dec. 10)

Jelléah Sidney

- SEC Winter Academic Honor Roll

DeNesha Stallworth

- 25th overall pick in the 2014 WNBA Draft (Connecticut Sun)
- SEC Winter Academic Honor Roll
- WBCA All-American, Region 3
- SEC All-Tournament Team
- All-SEC, Second Team (coaches)
- All-SEC, Honorable Mention (AP)
- SEC Player of the Week (Dec. 2)
- CollegeSportsMadness.com Player of the Week (Dec. 2)

Janee Thompson

- SEC Winter Academic Honor Roll



UK advanced to the SEC Tournament championship game for the fourth time in the last five seasons with a win over No. 4/6 and top-seeded South Carolina.



Overall, UK has totaled 15 20-win seasons with seven of those coming in the last nine years.

THREE CATS EARN SEC POSTSEASON HONORS

Three Wildcats earned SEC postseason awards as junior point guard Jennifer O'Neill and senior forward DeNesha Stallworth were named to the All-SEC Second Team, while O'Neill also earned Co-6th Player of the Year with South Carolina's Alaina Coates. Freshman guard Linnae Harper was named to the SEC All-Freshman Team. Stallworth and O'Neill were named honorable mention All-SEC by the AP.

CATS ADVANCE TO SEC TOURNAMENT FINALS FOR FOURTH TIME IN LAST FIVE SEASONS

- With wins over Florida and top-seeded South Carolina, Kentucky appeared in its fifth SEC Tournament championship game, including fourth in the last five years and second straight, with a matchup with No. 2 seed and sixth-ranked Tennessee.
- The Wildcats, who defeated Tennessee in Knoxville during the regular season, led by as many as 10 points in the first half and took a 38-32 lead into halftime. Tennessee rallied to tie the back-and-forth game for the final time at 63-63 with 2:27 to play. That's when the Lady Vols went ahead by four with free throws from Meighan Simmons and a jumper by Jordan Reynolds with 51 seconds on the clock. After a layup by senior forward DeNesha Stallworth brought it back to two with 15 seconds to go, Simmons was fouled and hit two more free throws. A Tennessee turnover gave UK the ball back with six seconds to play and Jennifer O'Neill was fouled on a 3-point shot and calmly sank three free throws with 0.7 seconds left to cut Tennessee's lead to one. O'Neill tried to miss the third free throw with the hopes Kentucky would grab the offensive rebound and have a chance to tie the game but she hit the free throw instead. The Lady Vols would go on to win, 71-70. Stallworth led UK with a season-high tying 21 points, while O'Neill and freshman Linnae Harper added 12 apiece.

- For the first time in six tries, Kentucky upset a No. 1 seed in the SEC Tournament with a 68-58 win over No. 5/7 South Carolina in the semifinal game. The Wildcats, who lost twice to South Carolina during the regular season, held the Gamecocks to their second-lowest offensive output of the season and forced 16 turnovers, while committing only five of their own, the lowest turnover mark in the Matthew Mitchell era.

HONORING THE SENIOR CLASS

UK seniors (Kastine Evans, Bernisha Pinkett, DeNesha Stallworth and Samarie Walker) won 109 games in their careers which ranks as the second-winningest class in school history. With Evans, Pinkett, Stallworth and Walker, the Cats have gone 109-31 (.778), claimed an SEC regular-season title and advanced to the NCAA five straight seasons, including four appearances in the Sweet 16. The trio also charted an all-time mark of 61-7 (.897) in home games.

Ranking the Senior Classes:

1.	2010-13	111-30 (.787)
2.	2011-14	109-31 (.778)
3.	2009-12	97-40 (.708)

EVANS NAMED TO ALLSTATE WBCA GOOD WORKS TEAM AND SEC COMMUNITY SERVICE TEAM

Senior guard Kastine Evans was one of five Division I women's basketball players selected from 84 nominees to the Allstate Women's Basketball Coaches Association Good Works Team. She also was named to the SEC Community Service team for the second straight season.

The Allstate WBCA Good Works Teams® is comprised of 10 student-athletes; five from the NCAA® Division I and five from NCAA Divisions II, III and the NAIA. The nominees were submitted by sports information directors across the nation on behalf of their colleges and universities. The final team rosters were chosen by prestigious voting panels comprised of former coaches, student-athletes and media members.

MISCELLANEOUS NOTES


- UK, which strength of schedule ranked 13th nationally, played 11 games against ranked opponents, including nine in the top 10, the most in the SEC. UK was 6-5 vs. the ranked, 4-5 vs. the top 10 with wins over No. 3 Louisville, No. 5 South Carolina, No. 8 Tennessee and No. 9 Baylor.
- Head coach Matthew Mitchell won his 200th career game vs. Syracuse in the second round of the NCAA Tournament. Mitchell is UK's all-time winningest coach with a 170-71 (.705) record in seven seasons at the helm.
- With a school-record and NCAA Tournament record 67 rebounds vs. Wright State in the opening round and 38 rebounds vs. Syracuse, UK broke the school record for rebounds in a single season of 1,513, surpassing the 1977-78 team who grabbed 1,426.
- With 105 assists this season, Janee Thompson became the first Wildcat since Amber Smith in 2009-10 to chart 100 more or assists in a single season.
- UK finished the season ranked in the top 35 nationally in four different statistical categories: 14th in scoring offense, 19th in turnover margin, 20th in scoring margin and 33rd in steals per game.
- The Cats led the SEC and ranked 14th nationally in scoring offense, averaging 81.3 points per game. The 81.3 points per game ranks fifth on the UK's single-season list. The Wildcats scored 90 or more points in 10 games and improved to 30-0 in the Matthew Mitchell era when doing so.
- UK defeated three opponents by 60 or more points. Georgia Southern (+65), Lipscomb (+67) and Grambling State (+63). The 67-point margin of victory over Lipscomb tied for the fifth-largest in school history.



CATS ADVANCE TO THIRD STRAIGHT SWEET 16

The Wildcats clinched a berth to their third straight Sweet 16 with wins over Wright State and Syracuse on their home floor in Memorial Coliseum.

UK had the fourth-highest attendance among the 16 second-round sites in the second round of the NCAA Tournament.



WRIGHT STATE (FIRST ROUND)

UK played a very balanced and complete game, dominating the first round vs. Wright State, 106-60. In the win, UK set program records for most points (106), rebounds (67), field goals made (44), blocked shots (12) and largest margin of victory (+46) in an NCAA Tournament game. Jennifer O'Neill scored 21 points, Samarie Walker, who had her ninth double-double at halftime, added 12 with 14 rebounds in the win. Janee Thompson added 14 points, Linnæ Harper 12, DeNesha Stallworth and Bria Goss 11 each and Azia Bishop 10 for Kentucky. Stallworth added nine rebounds and five blocks, while Bishop had eight rebounds and four blocks.

UK also tied an NCAA record for most rebounds (67) in an NCAA Tournament game. The Duke vs. Alabama game which went into four overtimes on March 18, 1995 also had 67 rebounds. The Wildcats also shot 55 percent from the field, and recorded a season-high 12 blocks.

Kentucky used a 14-3 run capped by O'Neill's basket off a steal for a 16-5 lead after just 5 1/2 minutes. That burst was the first of several by Kentucky, which also ran off stretches of 10 and 14 unanswered points en route to a 51-25 halftime lead that grew in the second half.

SYRACUSE (SECOND ROUND)

Against Syracuse in the second round, three Wildcats netted double figures paced by junior Bria Goss' game-high 17 points, 11 of them coming at the free-throw line. Stallworth followed with 13 points, while senior guard Kastine Evans hit three 3-pointers en route to 11 points. Walker grabbed a game-high tying seven rebounds despite playing just 21 minutes with foul trouble.

Despite some offensive woes, UK used its scrappy defense to force the Orange into 22 turnovers on 15 steals. Five Wildcats had two or more steals led by Stallworth with three.

Kentucky led 32-25 at halftime and by as many as 11 with 15:51 left in the game but couldn't turn those small bursts into big runs. Syracuse rallied to trail 46-44 with 11 1/2 minutes remaining in the game but a 9-1 run provided Kentucky with a lead down the stretch.

BAYLOR (SWEET 16)

In what many thought would be a rematch of the epic four-overtime battle between the teams in December, Kentucky couldn't overcome a poor shooting performance in the first half of the regional semifinals, falling to No. 2 seed and No. 5/6 Baylor, 90-73 in South Bend, Ind.

The Wildcats shot just 35 percent from the field, including going 3 for 12 from behind the 3-point line. The Wildcats also didn't force double digit turnovers for the first time in 187 games.

DeNesha Stallworth led the Cats with 19 points, while freshman Linnæ Harper came off the bench for 14. Junior Bria Goss added 13 points. Leading scorer Jennifer O'Neill was 0-of-12 from the field, scoring all eight of her points from the free throw line. Kentucky had its chances but missed nine layups in the first half. The Wildcats could only get within 12 in the second half.





2013-14 GAME-BY-GAME RESULTS

Record:	Overall	Home	Away	Neutral	Attendance Summary	Games	Totals	Avg/Game
All Games	26-9	14-4	9-3	3-2	Home	18	115685	6427
Conference	10-6	5-3	5-3	0-0	Away	12	54049	4504
Non-Conference	16-3	9-1	4-0	3-2	Neutral	5	10815	2163
					TOTAL	35	180549	5159

Date	Time	Opponent	Result	Score	Attendance	High Points	High Rebounds
11/8/13	7 p.m.	at Marist	W	75-61	3200	(15)Evans, Kastine	(11)Walker, Samarie
11/10/13	1 p.m.	at Wagner	W	96-57	1847	(18)Stallworth, DeNesha	(13)Stallworth, DeNesha
11/13/13	11 a.m.	GEORGIA SOUTHERN	W	103-38	6278	(19)Pinkett, Bernisha	(12)Bishop, Azia
11/17/13	2 p.m.	CENTRAL MICHIGAN	W	96-74	4813	(21)Stallworth, DeNesha	(11)Walker, Samarie
11/21/13	7 p.m.	LIPSCOMB	W	116-49	5031	(18)Goss, Bria	(14)Walker, Samarie
11/24/13	3 p.m.	at Middle Tennessee	W	84-72	4822	(16)Goss, Bria	(8)Walker, Samarie (8)Bishop, Azia
11/27/13	12 p.m.	BRADLEY	W	117-77	4829	(22)Walker, Samarie	(14)Walker, Samarie
12/1/13	1 p.m.	#3/4 LOUISVILLE	W	69-64	7963	(16)Stallworth, DeNesha	(8)Walker, Samarie (8)Stallworth, DeNesha
12/6/13	7:30 p.m.	vs. #9/9 Baylor	W4OT	133-130	12818	(43)O'Neill, Jennifer	(10)Walker, Samarie
12/12/13	7 p.m.	at DePaul	W	96-85	2577	(18)Harper, Linnae	(8)Walker, Samarie
12/15/13	2 p.m.	EAST TENNESSEE STATE	W	73-56	5431	(12)Thompson, Janee (12)Walker, Samarie	(9)Sidney, Jelleah
12/22/13	3 p.m.	! #2/2 DUKE	L	61-69	23706	(12)Thompson, Janee	(12)Walker, Samarie
12/29/13	2 p.m.	GRAMBLING STATE	W	109-46	5165	(23)Goss, Bria	(8)Goss, Bria
1/2/14	8 p.m.	* at Alabama	W	85-63	1639	(17)O'Neill, Jennifer	(13)Walker, Samarie
1/5/14	3 p.m.	* FLORIDA	L	73-83	7039	(15)O'Neill, Jennifer	(12)Walker, Samarie
1/9/14	7 p.m.	* at #10/11 South Carolina	L	59-68	5689	(12)Bishop, Azia (12)Thompson, Janee (12)Walker, Samarie	(11)Bishop, Azia
1/12/14	5 p.m.	* MISSOURI	W	80-69	5279	(20)Goss, Bria	(13)Walker, Samarie
1/19/14	2 p.m.	* at Auburn	W	73-71	3129	(16)O'Neill, Jennifer	(10)Walker, Samarie
1/23/14	7 p.m.	* ALABAMA	L	55-57	4722	(18)Walker, Samarie	(7)Walker, Samarie (7)Sidney, Jelleah
1/26/14	1 p.m.	* ARKANSAS	W	68-58	5396	(21)O'Neill, Jennifer	(6)O'Neill, Jennifer (6)Goss, Bria (6)Bishop, Azia
1/30/14	9 p.m.	* at Georgia	L	56-58	2509	(10)Walker, Samarie	(7)Bishop, Azia
2/2/14	12 p.m.	* LSU	W	63-56	6333	(11)Goss, Bria	(8)Stallworth, DeNesha
2/9/14	12 p.m.	* at Florida	L	80-86	2759	(20)O'Neill, Jennifer	(13)Stallworth, DeNesha
2/13/14	7 p.m.	* OLE MISS	W	108-78	6530	(27)O'Neill, Jennifer	(11)Stallworth, DeNesha
2/16/14	1 p.m.	* at #8/8Tennessee	W	75-71	15664	(24)O'Neill, Jennifer	(9)Stallworth, DeNesha
2/20/14	7 p.m.	* #4/6 SOUTH CAROLINA	L	58-81	5958	(16)Epps, Makayla	(5)Stallworth, DeNesha
2/23/14	2 p.m.	* at #16/13 Texas A&M	W	83-74	7343	(17)O'Neill, Jennifer	(14)Walker, Samarie
2/27/14	8 p.m.	* at Mississippi State	WOT	81-74	2871	(20)Goss, Bria	(20)Stallworth, DeNesha
3/2/14	4 p.m.	* VANDERBILT	W	65-63	6551	(18)Stallworth, DeNesha	(8)Walker, Samarie
3/7/14	2:30 p.m.	1 vs. Florida	W	75-70	4271	(13)Stallworth, DeNesha	(11)Walker, Samarie
3/8/14	12 p.m.	1 vs. #5/7 South Carolina	W	68-58	6306	(14)Goss, Bria	(6)Walker, Samarie
3/9/14	3:30 p.m.	1 vs. #6/6 Tennessee	L	70-71	6544	(21)Stallworth, DeNesha	(5)Walker, Samarie (5)Stallworth, DeNesha
3/22/14	11 a.m.	2 vs. Wright State	W	106-60	5404	(21)O'Neill, Jennifer	(14)Walker, Samarie
3/24/14	6:25 p.m.	2 vs. Syracuse	W	64-59	4661	(17)Goss, Bria	(7)Walker, Samarie
3/29/14	12 p.m.	3 vs. #5/6 Baylor	L	72-90	8774	(19)Stallworth, DeNesha	(8)Stallworth, DeNesha

1 - SEC Tournament, Duluth, Ga. (The Arena at Gwinnett Center)
 2 - NCAA Tournament, First & Second Rounds, Lexington, Ky. (Memorial Coliseum)
 3 - NCAA Tournament, Regional Semifinals and Finals, South Bend, Ind. (Purcell Pavilion)
 ! - Game played in Rupp Arena
 * = SEC game



2013-14 FINAL STATISTICS

SEC Tournament Games Only

Record: 2-1 Home: 0-0 Away: 0-0 Neutral: 2-1

No.	Player	GP	GS	Min	Avg	FG	FGA	Pct	3FG	FGA	Pct	FT	FTA	Pct	Off	Def	Tot	Avg	PF	FO	A	TO	Blk	Stl	Pts	Avg
11	Stallworth, DeNesha	3	3	79	26.3	19	35	.543	1	1	1.000	7	11	.636	2	11	13	4.3	9	0	2	8	2	5	46	15.3
15	Harper, Linnae	3	0	62	20.7	13	26	.500	1	2	.500	4	10	.400	2	11	13	4.3	4	0	3	4	1	2	31	10.3
00	O'Neill, Jennifer	3	0	67	22.3	8	23	.348	3	8	.375	11	12	.917	1	6	7	2.3	3	0	7	3	0	0	30	10.0
13	Goss, Bria	3	3	67	22.3	5	14	.357	3	6	.500	15	17	.882	1	5	6	2.0	9	1	3	4	0	2	28	9.3
23	Walker, Samarie	3	3	83	27.7	8	19	.421	1	1	1.000	3	3	1.000	5	17	22	7.3	8	0	1	3	0	0	20	6.7
25	Epps, Makayla	3	0	48	16.0	7	16	.438	2	5	.400	3	7	.429	0	6	6	2.0	3	0	6	2	0	1	19	6.3
03	Thompson, Janee	3	3	52	17.3	6	20	.300	1	6	.167	2	5	.400	4	4	8	2.7	6	0	10	8	0	1	15	5.0
50	Bishop, Azia	3	0	49	16.3	6	12	.500	0	1	.000	0	0	.000	5	4	9	3.0	6	0	0	0	4	6	12	4.0
32	Evans, Kastine	3	3	65	21.7	3	9	.333	1	4	.250	5	8	.625	0	1	1	0.3	1	0	0	3	1	1	12	4.0
10	Pinkett, Bernisha	2	0	3	1.5	0	0	.000	0	0	.000	0	0	.000	0	0	0	0.0	0	0	0	0	0	0	0	0.0
12	Sidney, Jelleah	3	0	25	8.3	0	1	.000	0	0	.000	0	0	.000	2	4	6	2.0	6	0	1	2	2	3	0	0.0
Team															11	8	19					1				
Totals		3				75	175	.429	13	34	.382	50	73	.685	33	77	110	36.7	55	1	33	38	10	21	213	71.0
Opponents		3				76	178	.427	13	42	.310	34	52	.654	30	77	107	35.7	58	-	34	47	10	13	199	66.3

Score By Periods:	1st	2nd	OT	OT2	OT3	OT4	TOTAL	Deadball Rebounds:	OFF	DEF	TOTAL
Kentucky	104	109	213					Kentucky	12	2	14
Opponents	97	102	199					Opponents	11	1	12

NCAA Games Only

Record: 2-1 Home: 2-0 Away: 0-0 Neutral: 0-1

No.	Player	GP	GS	Min	Avg	FG	FGA	Pct	3FG	FGA	Pct	FT	FTA	Pct	Off	Def	Tot	Avg	PF	FO	A	TO	Blk	Stl	Pts	Avg
11	Stallworth, DeNesha	3	3	89	29.7	20	35	.571	1	1	1.000	2	7	.286	10	13	23	7.7	9	0	4	2	8	5	43	14.3
13	Goss, Bria	3	3	75	25.0	9	22	.409	1	3	.333	22	24	.917	5	11	16	5.3	8	1	3	2	2	2	41	13.7
00	O'Neill, Jennifer	3	0	62	20.7	9	30	.300	5	14	.357	11	14	.786	3	6	9	3.0	6	0	8	5	0	2	34	11.3
15	Harper, Linnae	3	0	44	14.7	12	24	.500	2	2	1.000	0	0	.000	2	11	13	4.3	6	0	0	3	0	2	26	8.7
32	Evans, Kastine	3	3	72	24.0	6	17	.353	3	12	.250	4	4	1.000	0	7	7	2.3	2	0	3	7	0	4	19	6.3
03	Thompson, Janee	3	3	59	19.7	7	19	.368	1	2	.500	3	5	.600	4	2	6	2.0	7	0	7	11	1	2	18	6.0
25	Epps, Makayla	3	0	42	14.0	8	13	.615	0	2	.000	1	2	.500	0	2	2	0.7	5	0	8	8	0	0	17	5.7
23	Walker, Samarie	3	3	73	24.3	7	19	.368	0	0	.000	2	4	.500	9	19	28	9.3	8	0	2	2	2	4	16	5.3
50	Bishop, Azia	3	0	48	16.0	7	13	.538	0	0	.000	1	3	.333	7	8	15	5.0	9	0	2	3	7	1	15	5.0
12	Sidney, Jelleah	3	0	29	9.7	3	13	.231	0	0	.000	4	6	.667	4	8	12	4.0	5	0	4	1	2	2	10	3.3
10	Pinkett, Bernisha	2	0	7	3.5	1	2	.500	1	2	.500	0	0	.000	0	0	0	0.0	1	0	0	1	0	0	3	1.5
Team															6	7	13									
Totals		3				89	207	.430	14	38	.368	50	69	.725	50	94	144	48.0	66	1	41	45	22	24	242	80.7
Opponents		3				72	213	.338	12	53	.226	53	75	.707	54	74	128	42.7	55	-	31	45	12	19	209	69.7

Score By Periods:	1st	2nd	OT	OT2	OT3	OT4	TOTAL	Deadball Rebounds:	OFF	DEF	TOTAL
Kentucky	115	127	242					Kentucky	7	1	8
Opponents	99	110	209					Opponents	14	6	20



2013-14 GAME-BY-GAME TEAM STATISTICS

Date	Opponent	Site	Attend	FG	FGA	Pct	3FG	FGA	Pct	FT	FTA	Pct	Off	Def	Tot	Avg	PF	A	TO	Blk	Stl	Pts
11/8/13	Kentucky Marist	A	3,200	31	67	.463	6	18	.333	7	13	.538	15	32	47	47.0	25	14	19	2	8	75
11/10/13	Kentucky Wagner	A	1,847	35	71	.493	7	17	.412	19	26	.731	16	31	47	47.0	20	25	19	3	14	96
11/13/13	Kentucky Georgia Southern	H	6,278	40	79	.506	9	23	.391	14	25	.560	20	29	49	47.7	16	26	12	3	24	103
11/17/13	Kentucky Central Michigan	H	4,813	32	76	.421	8	22	.364	24	31	.774	26	29	55	49.5	21	21	25	7	16	96
11/21/13	Kentucky Lipscomb	H	5,031	45	86	.523	7	15	.467	19	28	.679	20	37	57	51.0	16	22	13	1	18	116
11/24/13	Kentucky Middle Tennessee	A	4,822	33	66	.500	5	13	.385	13	18	.722	12	23	35	48.3	30	12	18	1	12	84
11/27/13	Kentucky Bradley	H	4,829	45	89	.506	10	26	.385	17	26	.654	24	26	50	48.6	11	22	10	7	15	117
12/1/13	Kentucky Louisville	H	7,963	22	61	.361	8	17	.471	17	25	.680	18	21	39	47.4	17	13	17	0	11	69
12/6/13	Kentucky Baylor	N	12,818	39	93	.419	6	19	.316	49	66	.742	19	37	56	48.3	33	16	23	2	9	133
12/12/13	Kentucky DePaul	A	2,577	33	59	.559	3	10	.300	27	35	.771	17	27	44	47.9	17	17	22	1	9	96
12/15/13	Kentucky East Tennessee State	H	5,431	29	64	.453	2	9	.222	13	29	.448	19	28	47	47.8	20	8	18	6	15	73
12/22/13	Kentucky Duke	H	23,706	25	75	.333	3	15	.200	8	19	.421	22	20	42	47.3	16	7	11	1	7	61
12/29/13	Kentucky Grambling State	H	5,165	38	80	.475	5	21	.238	28	40	.700	24	33	57	48.1	24	14	14	6	15	109
1/2/14	Kentucky Alabama	A	1,639	31	64	.484	10	20	.500	13	15	.867	14	20	34	47.1	15	20	17	4	14	85
1/5/14	Kentucky Florida	H	7,039	25	71	.352	6	22	.273	17	30	.567	19	21	40	46.6	26	12	15	2	5	73
1/9/14	Kentucky South Carolina	A	5,689	23	73	.315	1	8	.125	12	22	.545	21	22	43	46.4	26	10	10	5	5	59
1/12/14	Kentucky Missouri	H	5,279	26	69	.377	6	24	.250	22	27	.815	15	27	42	46.1	18	13	10	6	7	80
1/19/14	Kentucky Auburn	A	3,129	27	60	.450	6	18	.333	13	29	.448	17	23	40	45.8	19	19	17	8	10	73
1/23/14	Kentucky Alabama	H	4,722	22	58	.379	2	15	.133	9	16	.563	16	21	37	45.3	22	8	19	3	9	55
1/26/14	Kentucky Arkansas	H	5,396	25	56	.446	9	20	.450	9	15	.600	16	23	39	45.0	15	14	19	6	8	68
1/30/14	Kentucky Georgia	A	2,509	16	53	.302	6	24	.250	18	22	.818	7	32	39	44.7	19	8	14	6	6	56
2/2/14	Kentucky LSU	H	6,333	21	57	.368	8	22	.364	13	18	.722	12	24	36	44.3	19	12	17	4	9	63
2/9/14	Kentucky Florida	A	2,759	34	75	.453	5	22	.227	7	13	.538	21	23	44	44.3	22	12	18	3	7	80
2/13/14	Kentucky Ole Miss	H	6,530	37	78	.474	8	16	.500	26	38	.684	20	33	53	44.7	28	17	11	4	6	108
2/16/14	Kentucky Tennessee	A	15,664	27	63	.429	5	12	.417	16	22	.727	13	22	35	44.3	24	13	17	4	13	75
2/20/14	Kentucky South Carolina	H	5,958	23	61	.377	4	14	.286	8	9	.889	5	14	19	43.3	18	8	9	0	4	58
2/23/14	Kentucky Texas A&M	A	7,343	28	57	.491	4	6	.667	23	34	.676	11	36	47	43.4	21	13	15	4	6	83
2/27/14	Kentucky Mississippi State	A	2,871	29	69	.420	3	7	.429	20	29	.690	18	33	51	43.7	27	12	16	5	9	81
3/2/14	Kentucky Vanderbilt	H	6,551	24	57	.421	3	17	.176	14	21	.667	10	25	35	43.4	19	14	15	5	7	65
3/7/14	Kentucky Florida	N	4,271	24	58	.414	10	25	.400	12	17	.706	9	20	29	38.3	23	14	19	2	5	70
3/8/14	Kentucky South Carolina	N	6,306	25	59	.424	4	9	.444	14	25	.560	9	25	34	43.1	18	11	5	3	6	68
3/9/14	Kentucky Tennessee	N	6,544	24	54	.444	5	8	.625	17	22	.773	6	28	34	42.8	19	12	16	2	4	70
3/22/14	Kentucky Wright State	H	5,404	44	80	.550	7	14	.500	11	15	.733	18	49	67	43.5	22	19	22	12	4	106
3/24/14	Kentucky Syracuse	H	4,661	21	58	.362	4	12	.333	18	28	.643	16	22	38	43.4	19	12	15	6	15	64
3/29/14	Kentucky Baylor	N	8,774	24	69	.348	3	12	.250	21	26	.808	16	23	39	43.2	25	10	8	4	5	72
				32	67	.478	4	10	.400	22	27	.815	15	32	47	38.7	17	23	9	4	6	90



2013-14 KENTUCKY SUPERLATIVES

KENTUCKY GAME HIGHS

Points	133 vs #9/9 Baylor (12/06/13)
Field Goals Made	45 BRADLEY (11/27/13)
Field Goal Attempts	93 vs #9/9 Baylor (12/06/13)
Field Goal Percentage	.559 (33-59) at DePaul (12/12/13)
3-PT FG Made	10 at Alabama (01/02/14)
	10 BRADLEY (11/27/13)
3-PT FG Attempts	26 BRADLEY (11/27/13)
3-PT FG Percentage	.667 (4-6) at #16/13 Texas A&M (02/23/14)
FT Made	49 vs #9/9 Baylor (12/06/13)
FT Attempts	66 vs #9/9 Baylor (12/06/13)
FT PCT	.889 (8-9) #4/6 SOUTH CAROLINA (02/20/14)
Rebounds	67 WRIGHT STATE (03/22/14)
Assists	26 GEORGIA SOUTHERN (11/13/13)
Steals	24 GEORGIA SOUTHERN (11/13/13)
Blocked Shots	12 WRIGHT STATE (03/22/14)
Turnovers	25 CENTRAL MICHIGAN (11/17/13)
Fouls	33 vs #9/9 Baylor (12/06/13)

OPPONENT GAME HIGHS

Points	130 vs #9/9 Baylor (12/06/13)
FG Made	45 vs #9/9 Baylor (12/06/13)
FG Attempts	105 vs #9/9 Baylor (12/06/13)
FG PCT	.526 (30-57) #4/6 SOUTH CAROLINA (02/20/14)
3-PT FG Made	10 vs Florida (03/07/14)
3-PT FG Attempts	28 LIPSCOMB (11/21/13)
3-PT FG PCT	.500 (4-8) #4/6 SOUTH CAROLINA (02/20/14)
FT Made	33 vs #9/9 Baylor (12/06/13)
FT Attempts	46 vs #9/9 Baylor (12/06/13)
FT PCT	.850 (17-20) #4/6 SOUTH CAROLINA (02/20/14)
Rebounds	68 vs #9/9 Baylor (12/06/13)
Assists	31 vs #9/9 Baylor (12/06/13)
Steals	13 at Florida (02/09/14)
Blocked Shots	14 at #10/11 South Carolina (01/09/14)
Turnovers	35 GEORGIA SOUTHERN (11/13/13)
Fouls	47 vs #9/9 Baylor (12/06/13)

KENTUCKY INDIVIDUAL HIGHS

Points	43 O'Neill, Jennifer vs #9/9 Baylor (12/06/13)
FG Made	14 O'Neill, Jennifer vs #9/9 Baylor (12/06/13)
FG Attempts	31 O'Neill, Jennifer vs #9/9 Baylor (12/06/13)
FG PCT (min 5 made)	1.000 (5-5) Walker, Samarie vs GEORGIA SOUTHERN (11/13/13)
3-PT FG Made	5 O'Neill, Jennifer vs OLE MISS (02/13/14)
	5 O'Neill, Jennifer vs ARKANSAS (01/26/14)
3-PT FG Attempts	11 O'Neill, Jennifer at Auburn (01/19/14)
3-PT FG PCT (min 2 made)	1.000 (4-4) O'Neill, Jennifer vs WRIGHT STATE (03/22/14)
	1.000 (2-2) Harper, Linnae vs #5/6 Baylor (03/29/14)
	1.000 (2-2) Goss, Bria vs ARKANSAS (01/26/14)
	1.000 (2-2) Pinkett, Bernisha vs #3/4 LOUISVILLE (12/01/13)
	1.000 (2-2) Evans, Kastine at Middle Tennessee (11/24/13)
	1.000 (2-2) Evans, Kastine vs LIPSCOMB (11/21/13)
	1.000 (2-2) Bishop, Azia vs GEORGIA SOUTHERN (11/13/13)
FT Made	13 O'Neill, Jennifer vs #9/9 Baylor (12/06/13)
FT Attempted	19 O'Neill, Jennifer vs. #9/9 Baylor (12/06/13)
FT PCT (min 7 made)	1.000 (12-12) Goss, Bria vs GRAMBLING STATE (12/29/13)
	1.000 (10-10) Goss, Bria vs MISSOURI (01/12/14)
	1.000 (10-10) O'Neill, Jennifer at DePaul (12/12/13)
	1.000 (9-9) O'Neill, Jennifer vs #6/6 Tennessee (03/09/14)
	1.000 (8-8) O'Neill, Jennifer vs #5/6 Baylor (03/29/14)

Rebounds	20 Stallworth, DeNesha at Mississippi State (02/27/14)
Assists	7 Epps, Makayla vs WRIGHT STATE (03/22/14)
	7 Thompson, Janee at #8/8 Tennessee (02/16/14)
	7 O'Neill, Jennifer vs GRAMBLING STATE (12/29/13)
	7 Thompson, Janee at Wagner (11/10/13)
Steals	6 Thompson, Janee vs CENTRAL MICHIGAN (11/17/13)
Blocked Shots	5 Stallworth, DeNesha vs WRIGHT STATE (03/22/14)
	5 Bishop, Azia vs CENTRAL MICHIGAN (11/17/13)

KENTUCKY GAME LOWS

Points	55 ALABAMA (01/23/14)
FG Made	16 at Georgia (01/30/14)
FG Attempts	53 at Georgia (01/30/14)
FG PCT	.302 (16-53) at Georgia (01/30/14)
3-PT FG Made	1 at #10/11 South Carolina (01/09/14)
3-PT FG Attempts	6 at #16/13 Texas A&M (02/23/14)
3-PT FG PCT	.125 (1-8) at #10/11 South Carolina (01/09/14)
FT Made	7 at Marist (11/08/13)
	7 at Florida (02/09/14)
FT Attempts	9 #4/6 SOUTH CAROLINA (02/20/14)
FT PCT	.421 (8-19) #2/2 DUKE (12/22/13)
Rebounds	19 #4/6 SOUTH CAROLINA (02/20/14)
Assists	7 #2/2 DUKE (12/22/13)
Steals	4 #4/6 SOUTH CAROLINA (02/20/14)
	4 vs #6/6 Tennessee (03/09/14)
	4 WRIGHT STATE (03/22/14)
Blocked Shots	0 #3/4 LOUISVILLE (12/01/13)
	0 #4/6 SOUTH CAROLINA (02/20/14)
Turnovers	5 vs #5/7 South Carolina (03/08/14)
Fouls	11 BRADLEY (11/27/13)

OPPONENT TEAM LOWS

Points	38 GEORGIA SOUTHERN (11/13/13)
FG Made	13 GEORGIA SOUTHERN (11/13/13)
FG Attempts	51 GEORGIA SOUTHERN (11/13/13)
	51 ALABAMA (01/23/14)
FG PCT	.229 (19-83) WRIGHT STATE (03/22/14)
3-PT FG Made	1 at Auburn (01/19/14)
	1 #14/14 LSU (02/02/14)
	1 at #8/8 Tennessee (02/16/14)
	1 vs. #6/6 Tennessee (03/09/14)
3-PT FG Attempts	5 at #8/8 Tennessee (02/16/14)
3-PT FG PCT	.091 (1-11) #14/14 LSU (02/02/14)
FT Made	7 BRADLEY (11/27/13)
	7 ARKANSAS (01/26/14)
FT Attempts	9 BRADLEY (11/27/13)
	9 ARKANSAS (01/26/14)
FT PCT	.474 (9-19) at Wagner (11/10/13)
Rebounds	23 at DePaul (12/12/13)
Assists	2 WRIGHT STATE (03/22/14)
Steals	1 vs #5/7 South Carolina (03/08/14)
Blocked Shots	0 GEORGIA SOUTHERN (11/13/13)
	0 LIPSCOMB (11/21/13)
Turnovers	9 vs #5/6 Baylor (03/29/14)
Fouls	14 at Marist (11/08/13)
	14 #4/6 SOUTH CAROLINA (02/20/14)
	14 WRIGHT STATE (03/22/14)



2013-14 FINAL SEC STANDINGS

	SEC	Pct.	Home	Away	All	Pct.	Home	Away	Neutral	Last 5	Streak
South Carolina#	14-2	.875	8-0	6-2	29-5	.852	16-0	10-2	3-3	3-2	L1
Tennessee%	13-3	.812	7-2	6-1	29-6	.828	16-3	8-2	5-1	4-1	L1
Texas A&M	13-3	.812	6-2	7-1	27-9	.750	15-2	9-2	3-5	3-2	L1
Kentucky	10-6	.625	5-3	5-3	26-9	.742	14-4	9-3	3-2	3-2	L1
Florida	8-8	.500	5-3	3-5	20-13	.606	12-4	5-7	3-2	2-3	L1
Auburn	7-9	.437	3-5	4-4	19-15	.558	11-5	5-8	3-2	3-2	L1
Alabama	7-9	.437	4-4	3-5	14-16	.466	9-5	3-9	2-2	3-2	L1
Vanderbilt	7-9	.437	4-4	3-5	18-13	.580	12-5	6-6	0-1	1-4	L5
Georgia	7-9	.437	6-2	1-7	20-12	.625	15-2	3-8	2-2	2-3	L2
LSU	7-9	.437	4-4	3-5	21-13	.617	13-4	5-8	3-1	3-2	L1
Arkansas	6-10	.375	4-4	2-6	19-11	.633	14-4	3-6	2-1	2-3	L1
Missouri	6-10	.375	3-5	3-5	17-14	.548	11-5	5-8	1-1	1-4	L3
Mississippi State	5-11	.312	4-4	1-7	22-14	.611	16-5	3-7	3-2	3-2	L1
Ole Miss	2-14	.125	1-7	0-8	12-20	.375	9-7	2-10	1-3	2-3	L1

- SEC Champion % - SEC Tournament Champion

COACHES POSTSEASON AWARDS

First Team All-SEC

Tyrese Tanner, Auburn; Jattera Bonds, Florida; Theresa Plaisance, LSU; Martha Alwal, Mississippi St.; Bri Kulas, Missouri; Aleighsa Welch, So. Carolina; Tiffany Mitchell, So. Carolina; Meighan Simmons, Tennessee; Isabelle Harrison, Tennessee; Courtney Walker, Texas A&M

Second Team All-SEC

Jessica Jackson, Arkansas; Shacobia Barbee, Georgia; **Jennifer O'Neill, Kentucky; DeNesha Stallworth, Kentucky;** Tia Faleru, Ole Miss; Valencia McFarland, Ole Miss; Alaina Coates, So. Carolina; Courtney Williams, Texas A&M; Jasmine Lister, Vanderbilt; Christina Foggie, Vanderbilt

SEC All-Freshman

Ashley Williams, Arkansas; Jessica Jackson, Arkansas; Brandy Montgomery, Auburn; Ronni Williams, Florida; **Linnæ Harper, Kentucky;** Raigyne Moncrief, LSU; Breanna Richardson, Mississippi St.; Alaina Coates, So. Carolina; Andraya Carter, Tennessee

All-Defensive Team

Tyrese Tanner, Auburn; Hasina Muhammad, Auburn; Shacobia Barbee, Georgia; Martha Alwal, Mississippi St.; Elem Ibiom, So. Carolina; Tiffany Mitchell, So. Carolina; Jordan Jones, Texas A&M

Coach of the Year

Dawn Staley, South Carolina

Player of the Year

Tiffany Mitchell, South Carolina

Freshman of the Year

Alaina Coates, South Carolina

Co-Defensive Players of the Year

Martha Alwal, Mississippi St.
Jordan Jones, Texas A&M

Co-6th Woman of the Year

Jennifer O'Neill, Kentucky
Alaina Coates, South Carolina

Scholar-Athlete of the Year

Lianna Doty, Missouri

2014 TOURNAMENT RESULTS

March 5-9

The Arena at Gwinnett Place • Duluth, Ga.

FIRST ROUND

Wednesday, March 5

Game 1 - #13 Mississippi State 73, #12 Missouri 70
Game 2 - #14 Ole Miss 63, #11 Arkansas 62

SECOND ROUND

Thursday, March 6

Game 3 - #9 Georgia 53, #8 Vanderbilt 43
Game 4 - #5 Florida 71, #13 Mississippi State 67
Game 5 - #10 LSU 78, #7 Alabama 65
Game 6 - #6 Auburn 70, #14 Ole Miss 54

THIRD ROUND

Friday, March 7

Game 7 - #1 South Carolina 67, #9 Georgia 48
Game 8 - #4 Kentucky 75, #5 Florida 70
Game 9 - #2 Tennessee 77, #10 LSU 65
Game 10 - #3 Texas A&M 86, #6 Auburn 54

SEMINFINALS

Saturday, March 8

Game 11 - #4 Kentucky 68, #1 South Carolina 58
Game 12 - #2 Tennessee 86, #3 Texas A&M 77

FINALS

Sunday, March 9

Game 13 - #2 Tennessee 71, #4 Kentucky 70

2014 Tournament Team

Courtney Walker (Texas A&M)
DeNesha Stallworth (Kentucky)
Linnæ Harper (Kentucky)
Isabelle Harrison (Tennessee), MVP
Cierra Burdick (Tennessee)

2013-14 SEC Community Service Team

Nikki Hegstetter, Alabama; Joey Bailey, Arkansas; Tyrese Tanner, Auburn; Jattera Bonds, Florida; Marjorie Butler, Georgia; **Kastine Evans, Kentucky;** Shanece McKinney, LSU; Gracie Frizzell, Ole Miss; Candace Foster, Mississippi State; Lianna Doty, Missouri; Elem Ibiom, South Carolina; Cierra Burdick, Tennessee; Jordan Jones, Texas A&M; Jasmine Lister, Vanderbilt

AP POSTSEASON AWARDS

First Team All-SEC

Tiffany Mitchell, South Carolina
Isabelle Harrison, Tennessee
Meighan Simmons, Tennessee
Courtney Walker, Texas A&M
Martha Alwal, Mississippi State
Christina Foggie, Vanderbilt
Tia Faleru, Ole Miss

Second Team All-SEC

Theresa Plaisance, LSU
Bri Kulas, Missouri
Aleighsa Welch, South Carolina
Jattera Bonds, Florida
Tyrese Tanner, Auburn

Honorable Mention

Shacobia Barbee, Georgia
Alaina Coates, South Carolina
Jessica Jackson, Arkansas
Valencia McFarland, Ole Miss
Jennifer O'Neill, Kentucky
DeNesha Stallworth, Kentucky

SEC Coach of the Year

Dawn Staley, South Carolina

SEC Player of the Year

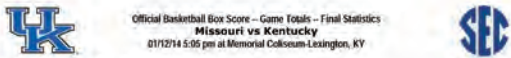
Meighan Simmons, Tennessee

SEC Newcomer of the Year

Alaina Coates, South Carolina

2013-14 GAME REVIEWS

17 #9/10 KENTUCKY 80, MISSOURI 69 JAN. 12, 2014 • LEXINGTON, KY. (MEMORIAL COLISEUM)



Official Basketball Box Score - Game Totals - Final Statistics
Missouri 69 • 13-4, 2-2
#1 Player: Kulas, Bri
#2 Player: Frericks, Jordan
#3 Player: Doty, Lierina
#4 Player: Stock, Morgan
#5 Player: Ewe, Morgan
#6 Player: Fowler, Bree
#7 Player: Stock, Maddie
#8 Player: Cunningham, Lindsey
#9 Player: Hudson, Michelle
#10 Player: Jackson, Tanja
#11 Player: McDowell, Kyria
#12 Player: Michaelis, Sierra
#13 Player: Team

Kentucky 80 • 14-3, 2-2
#1 Player: Stallworth, DeNesha
#2 Player: Walker, Samarie
#3 Player: O'Neill, Jennifer
#4 Player: Thompson, Jenee
#5 Player: Goss, Brija
#6 Player: Pinkett, Bernisha
#7 Player: Sidney, Jelleah
#8 Player: Harper, Linnae
#9 Player: Epps, Makayla
#10 Player: Bishop, Azia
#11 Player: Team

Officials: Tina Napier, Jules Gallien, Eric Bayer
Technical Fouls: Missouri-None, Kentucky-None
Attendance: 5279

Score by periods: 1st 2nd Total
Missouri 31 38 69
Kentucky 37 43 80

Last FG - UK 2nd-02:28, UK 2nd-02:06
Largest lead - MUW by 8 1st-10:29, UK by 14 2nd-01:14

Notables: Trailing by eight in the first half, UK used an 11-0 run to take a 37-31 halftime lead ... All five starters scored in double figures for the second time of the season ... Junior Brija Goss led with 20 points, her second 20-point game of the season ... Senior Kastine Evans did not dress to a right leg injury ... Jen O'Neill started for the first time of the season ... UK swatted a season-high six blocks.

18 #10/12 KENTUCKY 73, AUBURN 71 JAN. 19, 2014 • AUBURN, ALA. (AUBURN ARENA)



Official Basketball Box Score - Game Totals - Final Statistics
#10/12 Kentucky vs Auburn
01-19-14 1 p.m. CT at Auburn, Ala. - Auburn Arena
#10/12 Kentucky 73 • 15-3, 3-2 SEC
#1 Player: Stallworth, DeNesha
#2 Player: Walker, Samarie
#3 Player: Thompson, Jenee
#4 Player: Goss, Brija
#5 Player: Evans, Kastine
#6 Player: O'Neill, Jennifer
#7 Player: Pinkett, Bernisha
#8 Player: Sidney, Jelleah
#9 Player: Harper, Linnae
#10 Player: Epps, Makayla
#11 Player: Bishop, Azia
#12 Player: Team

Auburn 71 • 11-7, 2-3 SEC
#1 Player: Tanner, Tyrese
#2 Player: Tanner, Tra'cee
#3 Player: Davis, Reyton
#4 Player: Tucker, Meagan
#5 Player: Montgomery, Brandy
#6 Player: Frerking, Katie
#7 Player: Parker, Kiani
#8 Player: Capers, Cabriana
#9 Player: Team

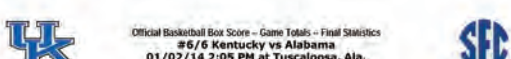
Officials: Mark Zantz (IL), Beverly Roberts, Paulina Spurnock
Technical Fouls: #10/12 Kentucky-None, Auburn-None
Attendance: 3129

Score by periods: 1st 2nd Total
#10/12 Kentucky 36 37 73
Auburn 37 34 71

Last FG - UK 2nd-02:45, AU 2nd-01:37,
Largest lead - UK by 9 2nd-15:08, AU by 11 1st-08:28

Notables: After starting the game 0-8 from the floor, the Cats had to overcome a 13-point first-half deficit ... It marked the sixth-largest comeback in the Mitchell era ... Jen O'Neill hit a season-high tying four 3-pointers ... Samarie Walker charted her seventh double-double of the season ... Linnae Harper grabbed a career-high seven rebounds ... Kastine Evans swiped a season-high five steals.

19 ALABAMA 57, #9/8 KENTUCKY 55 JAN. 23, 2014 • LEXINGTON, KY. (MEMORIAL COLISEUM)



Official Basketball Box Score - Game Totals - Final Statistics
#6/6 Kentucky vs Alabama
01/02/14 2:05 PM at Tuscaloosa, Ala.
#6/6 Kentucky 85 • 13-1, 1-0 SEC
#1 Player: Walker, Samarie
#2 Player: Bishop, Azia
#3 Player: Thompson, Jenee
#4 Player: Goss, Brija
#5 Player: Evans, Kastine
#6 Player: O'Neill, Jennifer
#7 Player: Pinkett, Bernisha
#8 Player: Sidney, Jelleah
#9 Player: Harper, Linnae
#10 Player: Epps, Makayla
#11 Player: Team

Alabama 57 • 7-7, 0-1 SEC
#1 Player: Carter, Khadijah
#2 Player: Hegstetter, Nikki
#3 Player: Williams, Ashley
#4 Player: Simmons, Daisha
#5 Player: Myers, Shafontay
#6 Player: Middlebrook, Kyria
#7 Player: Hutchen, Briana
#8 Player: Jack, Brittany
#9 Player: Rivers, Shawn
#10 Player: Team

Officials: Lisa Mazzinghi, Amy Bomer and Lawson Newton
Technical Fouls: #6/6 Kentucky-None, Alabama-None
Attendance: 1839

Score by periods: 1st 2nd Total
#6/6 Kentucky 50 35 85
Alabama 38 25 63

Last FG - UK 2nd-02:29, UA 2nd-01:22,
Largest lead - UK by 24 2nd-03:16, UA None

Notables: The loss snapped a six-game winning streak vs. Alabama in Lexington ... UK scored a season-low 55 points ... O'Neill tied the game with two free throws with 12.5 seconds to play before UA's Simmons drove the length of the floor and hit a layup with three seconds left for the win.

20 #9/8 KENTUCKY 68, ARKANSAS 58 JAN. 36, 2014 • LEXINGTON, KY. (MEMORIAL COLISEUM)



Official Basketball Box Score - Game Totals - Final Statistics
Arkansas vs #9/8 Kentucky
01/26/14 1:05 pm at Memorial Coliseum, Lexington, KY
Arkansas 58 • 15-5, 2-5
#1 Player: JACKSON, Jessica
#2 Player: PEAR, Keira
#3 Player: BOWEN, Jhassmin
#4 Player: ADAMS, McKenzie
#5 Player: BERNA, Calli
#6 Player: BROOKS, Kelsey
#7 Player: BAILEY, Joey
#8 Player: WOLFF, Melissa
#9 Player: Team

#9/8 Kentucky 68 • 16-4, 4-3
#1 Player: Sidney, Jelleah
#2 Player: Walker, Samarie
#3 Player: O'Neill, Jennifer
#4 Player: Goss, Brija
#5 Player: Evans, Kastine
#6 Player: Thompson, Jenee
#7 Player: Stallworth, DeNesha
#8 Player: Harper, Linnae
#9 Player: Epps, Makayla
#10 Player: Bishop, Azia
#11 Player: Team

Officials: Michael Mcconnell, Joe Cunningham, Frank Strazborec
Technical Fouls: Arkansas-None, #9/8 Kentucky-None
Attendance: 5396

Score by periods: 1st 2nd Total
Arkansas 32 26 58
#9/8 Kentucky 31 37 68

Last FG - AS 2nd-03:39, UK 2nd-01:29,
Largest lead - AS by 10 2nd-17:39, UK by 16 2nd-01:07

Notables: Trailing by 10 (44-34), UK outscored Arkansas 34-14 in the final 17:20 of the game ... Sidney charted her first career start and O'Neill earned her second start of the season ... The Cats won their fifth overall game vs. Arkansas and seventh straight over the Hogs in Lexington.

2013-14 GAME REVIEWS

33

#10/11 KENTUCKY 106, WRIGHT STATE 60

MARCH 22, 2014 • LEXINGTON, KY (MEMORIAL COLISEUM)

Official Basketball Box Score - Game Totals - Final Statistics
Wright State vs #10/11 Kentucky
 03/22/14 11:30 am at Memorial Coliseum-Lexington, KY

#	Player	Total		3-Ptr		Rebounds		PF	TP	A	TO	BLK	STL	Min
		FG	FGA	FG	FGA	FT	FTA							
21	STANTON, Taylor	f	3-8	0-0	1-6	10	4	14	4	7	0	1	1	24
04	DEMINGS, Kim	g	5-20	1-6	1-3	1	1	2	4	12	1	2	1	33
05	HUNTER, Sarah	g	0-5	0-0	3-6	1	0	1	1	3	0	3	0	1
13	JAMES, Ivory	g	4-20	1-5	7-9	2	5	7	3	16	0	2	1	34
14	KINGO, Taylor	g	4-19	1-2	5-6	2	2	4	2	14	1	3	0	26
12	ORTON, Ja'Monica	g	0-1	0-0	0-0	0	1	0	0	0	0	0	0	2
15	DENHAM, Symone	g	1-2	0-1	0-0	0	0	0	0	2	0	0	1	13
23	BOYD, Courtney	g	1-4	0-1	0-0	1	0	1	0	2	0	0	0	9
30	ELKINS, KC	g	0-0	0-0	0-0	0	0	0	0	0	0	0	0	0
24	STUCKE, Brianna	g	0-0	0-0	0-0	0	1	1	0	0	0	0	0	11
34	PERRY, Kourtn	g	1-3	0-0	2-2	2	2	4	0	4	0	0	0	11
35	JUMP, Abby	g	0-1	0-1	0-0	0	0	0	0	0	0	0	0	2
Team			19-83	3-18	19-32	21	19	40	14	60	2	13	4	200

FG % 1st Half: 8-40 20.0% 2nd half: 11-43 25.6% Game: 19-83 22.9%
 3FG % 1st Half: 2-11 18.2% 2nd half: 1-7 14.3% Game: 3-18 16.7%
 FT % 1st Half: 7-11 63.6% 2nd half: 12-21 57.1% Game: 19-32 59.4%

Officials: Beverly Roberts, Karen Preato, Timothy Bryant
 Technical Fouls: Wright State-None, #10/11 Kentucky-None
 Attendance: 417
 Alt-Jody Callmes

Score by periods	1st	2nd	Total
#10/11 Kentucky	25	35	60
#10/11 Kentucky	51	55	106

Last FG - UK 2nd-02:01, UK 2nd-09:50
 Largest lead - UK by 8 2nd-00:50

Notables: UK won a first-round game for seventh time in its NCAA Tournament history... Broke the school record for rebounds with 67 ... Tied an NCAA record for most rebounds (67) in an NCAA Tournament game ... UK's 44 made field goals tied for the fourth-most in an NCAA Tournament game ... UK held Wright State, who came into the game ranked fourth in the nation in points per game, to just 60 points, 24 below its value average ... Walker charted her 20th career double-double.

34

#10/11 KENTUCKY 64, SYRACUSE 59

MARCH 24, 2014 • LEXINGTON, KY (MEMORIAL COLISEUM)

Official Basketball Box Score - Game Totals - Final Statistics
Syracuse vs #10/11 Kentucky
 03/24/14 6:40 pm at Memorial Coliseum-Lexington, KY

#	Player	Total		3-Ptr		Rebounds		PF	TP	A	TO	BLK	STL	Min
		FG	FGA	FG	FGA	FT	FTA							
24	Leary, Shakeya	c	2-5	0-0	2-2	3	4	7	4	6	0	1	1	25
03	Coffey, Rachel	g	2-8	1-5	0-1	0	3	3	4	5	1	5	0	25
04	Taft, La'Shay	g	1-8	0-6	1-2	2	2	4	1	3	1	2	0	35
10	Slim, Isabella	g	0-1	0-1	0-0	0	1	0	0	1	0	0	1	10
15	Butler, Brianna	g	5-19	3-10	2-2	0	3	4	15	1	6	1	2	37
01	Peterson, Alexis	g	4-6	0-0	4-4	1	2	3	2	12	0	5	0	19
11	Fondren, Cornelia	g	0-2	0-0	0-0	2	2	4	2	0	3	2	0	15
22	Ford, Taylor	g	2-7	1-3	0-0	1	3	4	5	0	1	0	0	19
30	Day, Briana	g	5-7	0-0	3-5	4	3	7	3	13	0	0	2	0
Team			21-63	5-25	12-16	18	23	41	24	59	6	23	4	200

FG % 1st Half: 10-32 31.3% 2nd half: 11-31 35.5% Game: 21-63 33.3%
 3FG % 1st Half: 3-12 25.0% 2nd half: 2-13 15.4% Game: 5-25 20.0%
 FT % 1st Half: 9-2 100.0% 2nd half: 10-14 71.4% Game: 19-32 59.4%

Officials: Beverly Roberts, Wesley Dean, Karen Preato
 Technical Fouls: Syracuse-None, #10/11 Kentucky-None
 Attendance: 4661
 Alt-Anita Ornelaj

Score by periods	1st	2nd	Total
Syracuse	25	34	59
#10/11 Kentucky	32	32	64

Last FG - UK 2nd-02:03, UK 2nd-05:45
 Largest lead - SU by 4 1st-18:19, UK by 11 2nd-15:51

Notables: With the win, UK advanced to its third straight Sweet 16 ... Bri Goss led three players in double-figure scoring with a game-high 17 points, 11 of them coming at the free-throw line ... Her 12 free-throws attempted tied career-high ... DeNesha Stallworth scored 10 of her 13 points in the first half ... The Cats charted 15 steals, the most since also swiping 15 vs. Grambling State on Dec. 29 ... The win marked Matthew Mitchell's 200th career victory.

35

#5/6 BAYLOR 90, #10/11 KENTUCKY 72

MARCH 29, 2014 • SOUTH BEND, IND. (PURCELL PAVILION)

Official Basketball Box Score - Game Totals - Final Statistics
#10/11 Kentucky vs #5/6 Baylor
 03/29/14 12:00pm at Notre Dame, Ind.

#	Player	Total		3-Ptr		Rebounds		PF	TP	A	TO	BLK	STL	Min
		FG	FGA	FG	FGA	FT	FTA							
13	Stallworth, DeNesha	f	9-14	1-1	0-0	4	4	8	4	19	2	0	1	37
23	Walker, Samarie	f	1-5	0-0	1-2	1	6	7	2	3	1	1	0	28
03	Thompson, Jenee	g	1-5	0-0	0-2	1	0	1	4	2	2	0	0	17
13	Goss, Bria	g	2-8	0-0	9-10	2	2	4	5	13	0	1	0	26
32	Evans, Kastine	g	1-5	0-4	2-2	0	2	2	1	4	1	3	0	25
05	O'Neill, Jennifer	g	0-12	0-5	8-8	2	3	5	3	8	4	1	0	20
10	Pinkett, Bernisha	g	0-0	0-0	0-0	0	0	0	0	0	0	0	0	1
12	Sidney, Jelleah	g	0-0	0-0	0-0	1	0	1	0	0	0	0	0	3
15	Harper, Linnae	g	6-10	2-2	3-3	1	3	1	14	0	0	0	0	17
25	Epps, Makayla	g	3-4	0-0	1-2	0	2	2	7	0	3	0	0	14
50	Bishop, Azia	g	1-3	0-0	0-0	2	1	3	3	2	0	0	2	12
Team			24-69	3-12	21-26	16	23	39	25	72	10	8	4	200

FG % 1st Half: 9-36 25.0% 2nd half: 15-33 45.5% Game: 24-69 34.6%
 3FG % 1st Half: 0-7 0.0% 2nd half: 3-5 60.0% Game: 3-12 25.0%
 FT % 1st Half: 14-16 87.5% 2nd half: 7-10 70.0% Game: 21-26 80.8%

Officials: Beverly Roberts, Bryan Esterline, Lauren Holtkamp
 Technical Fouls: #10/11 Kentucky-None, #5/6 Baylor-None
 Attendance: 6774

Score by periods	1st	2nd	Total
#10/11 Kentucky	32	40	72
#5/6 Baylor	49	41	90

Last FG - UK 2nd-02:03, UK 2nd-06:34
 Largest lead - UK by 1 1st-17:44, BU by 20 2nd-06:58

Notables: UK ended its season with a 26-1 overall record ... Goss scored nine of her 13 points from the free-throw line and set a new school mark for free-throw percentage in a single season at 90.1 percent (127-of-141).



DEPARTED SENIORS

#32 KASTINE EVANS • G • 5-8 • SALEM, CONN. (NORWICH FREE ACADEMY)



Was a major contributor to the success of UK Hoops over her four-year career ... Played in 139 career games which ranks No. 2 on UK's all-time list ... Finished with 766 career points and averaged a career-best 8.2 points per game as a senior ... Part of UK's second winningest class with an overall 109-31 (.778) record ... Helped lead UK Hoops to an NCAA Tournament appearance in each of her four seasons, including three Elite Eight and four Sweet 16 finishes ... Helped UK win the SEC regular season title in 2012, its first in 30 years ... One of only five Division I women's basketball players to be named to the prestigious Allstate WBCA Good Works Team in 2014 ... Two-time

SEC Community Service Team member ... Named to the 2014 CoSIDA Academic All-District for District 2 ... Chosen for the WBCA's, "So You Want To Be A Coach" program in 2014 ... Awarded UK's prestigious Darrell A. VanMeter Community Service Award and was named to UK's Society of Character in 2013 ... Named to the Dean's List eight times and was a four-time member of the SEC Winter Academic Honor Roll ... Three-time member of UK's Athletic Director's Honor Roll with a perfect 4.0 GPA ... Two-time Arthur Ashe Jr. Sports Scholar Award finalist ... Graduated in May of 2014 with a degree in business management with a minor in African-American studies.

CAREER HIGHS

Points:	23 vs. Morehead State 11/11/11
FGM:	8 vs. Morehead State 11/11/11
FGA:	12, three times, last vs. Grambling State 12/29/13
FTM:	8 vs. Arkansas 1/5/12
FTA:	8, twice, last vs. Arkansas 1/5/12
3FGM:	3, four times, last vs. Syracuse 3/24/14
3FGA:	7, twice, last at Georgia 1/30/14
O-Rebounds:	6, twice, last vs. Gonzaga 11/19/11
D-Rebounds:	7 vs. McNeese State 3/17/12
Total Rebounds:	10 vs. Gonzaga 11/26/10
Assists:	5, twice, last vs. Bradley 11/27/13
Blocks:	2 vs. Arkansas 1/26/14
Steals:	7 vs. Ole Miss 2/2/12
Minutes:	51 vs. Baylor 12/6/13

EVANS' CAREER STATS

Year	GP-GS	MIN	FG-FGA	PCT	3FG-FGA	PCT	FT-FTA	PCT	OFF-DEF	TOT-AVG	PF-FO	A	TO	BLK	ST	PTS-AVG
2010-11	34-13	527-15.5	30-99	.303	9-40	.225	21-34	.618	40-43	83-2.4	45-0	21	33	1	22	90-2.6
2011-12	35-33	905-25.9	76-213	.357	30-82	.366	62-86	.721	70-65	135-3.9	58-0	49	54	6	60	244-7.0
2012-13	36-14	730-20.3	57-172	.331	24-90	.267	16-21	.762	32-39	71-2.0	30-0	37	31	2	36	154-4.3
2013-14	34-34	900-26.5	93-253	.368	41-121	.339	51-68	.750	28-54	82-2.4	50-1	55	46	7	36	278-8.2
TOTAL	139-94	3062-22.0	256-737	.347	104-333	.312	150-209	.718	170-201	371-2.7	183-1	162	164	16	154	766-5.5

#10 BERNISHA PINKETT • G • 5-7 • WASHINGTON, D.C. (HOWARD D. WOODSON HS)



Played in 131 games with nine starting assignments ... Shot a career-best .459 (17-of-37) percent from three-point range as a senior which led the team ... Named to the SEC All-Freshman Team in 2011 after averaging a career-best 7.0 points per game ... Part of UK's second winningest class with an overall 109-31 (.778) record ... Helped lead UK Hoops to an NCAA Tournament appearance in each of her four seasons, including three Elite Eight and four Sweet 16 finishes ... Helped UK win the SEC regular season title in 2012, its first in 30 years ... Was the co-star of the popular segment "Guitar Tip of the Week" on The Matthew Mitchell Show for two seasons ... Graduated in May of 2014 with a degree in family sciences and a minor in health promotion.

CAREER HIGHS

Points:	21 vs. Miami (Ohio) 11/28/12
FGM:	8, twice, last vs. Miami (Ohio) 11/28/12
FGA:	14 twice, last vs. Vanderbilt 2/20/11
FTM:	15 vs. Vanderbilt 1/23/11
FTA:	18 vs. Vanderbilt 1/23/11
3FGM:	3, five times, last vs. Florida 1/5/14
3FGA:	6, four times, last vs. Miami (Ohio) 11/28/12
O-Rebounds:	8 vs. Miami (Ohio) 11/28/12
D-Rebounds:	4, twice, last vs. Sam Houston State 11/25/11
Total Rebounds:	10 vs. Miami (Ohio) 11/28/12
Assists:	5, twice, last vs. Miami (Ohio) 11/28/12
Blocks:	2 vs. Alabama 1/30/11
Steals:	6 vs. Auburn 1/20/13
Minutes:	36, twice, last vs. Tennessee 3/6/11

PINKETT'S CAREER STATS

Year	GP-GS	MIN	FG-FGA	PCT	3FG-FGA	PCT	FT-FTA	PCT	OFF-DEF	TOT-AVG	PF-FO	A	TO	BLK	ST	PTS-AVG
2010-11	34-8	636-18.7	78-209	.373	20-80	.250	63-82	.768	46-48	94-2.8	62-1	39	54	3	35	239-7.0
2011-12	34-0	443-13.0	62-163	.380	16-59	.271	26-40	.650	35-36	71-2.1	46-0	30	52	1	24	166-4.9
2012-13	35-0	339-9.7	34-102	.333	14-54	.259	16-20	.800	31-25	56-1.6	35-0	21	19	0	32	98-2.8
2013-14	28-1	224-8.0	33-68	.485	17-37	.459	11-13	.846	6-13	19-0.7	34-0	6	16	0	13	94-3.4
TOTAL	131-9	1642-12.5	207-542	.382	67-230	.291	116-155	.748	118-122	240-1.8	177-1	96	141	4	104	597-4.6



DEPARTED SENIORS

#1 DENESHA STALLWORTH • F • 6-3 • RICHMOND, CALIF. (PINOLE VALLEY HS/CALIFORNIA)



Played in 65 games at Kentucky with 62 starts and was known as one the best post players in the country during her two seasons with the Wildcats ... Transferred to UK after two seasons at California ... Selected as the 25th pick in the 2014 WNBA Draft by the Connecticut Sun ... Finished her collegiate career with 1,740 career points (812 at UK) and 871 rebounds (417 at UK) ... Ranks ninth on Kentucky's all-time double-doubles list with 15 ... Part of a senior class that finished with a record of 109-31, which ranks second all-time in program history ... Despite having midseason knee surgery that kept her out of five games as a senior, she was a candidate for SEC Player of the Year and was on every national watch list for the nation's best player ... Earned multiple honors throughout her senior campaign, including WBCA Region 3 All-America Team, SEC All-Tournament Team, All-SEC Second Team by the league's coaches and All-SEC honorable mention by The Associated Press ... Led the team in field goal percentage (.524), field goals made (151) and steals (44), while ranking second in scoring (12.5), rebounding (6.9) and blocked shots (35) as a senior ... Grabbed a career-high 20 rebounds at Mississippi State (2/27), becoming the sixth UK player to grab 20 or more rebounds in a game ... Named All-SEC First Team by the league coaches and All-SEC Second Team by the AP as a junior in helping lead UK to the Elite Eight ... Two-time member of the SEC Winter Academic Honor Roll and the Dean's List ... Graduated in December of 2013 with a degree in family sciences and a minor in African-American Studies.

STALLWORTH'S CAREER STATS

Year	GP-GS	MIN	FG-FGA	PCT	3FG-FGA	PCT	FT-FTA	PCT	OFF-DEF	TOT-AVG	PF-FO	A	TO	BLK	ST	PTS-AVG
*2010-11	34-34	1119/32.9	193/408	.473	5-21	.238	61-100	.610	80-137	217/6.4	41-1	37	87	34	41	452/13.3
*2011-12	37-37	1097/29.6	188-372	.505	9-23	.391	91-127	.717	105-132	237/6.4	78-2	32	83	42	36	476/12.9
2012-13	35-35	873-24.9	181-374	.484	10-34	.294	66-82	.805	83-126	209-6.0	90-2	68	79	52	41	438-12.5
2013-14	30-27	747-24.9	151-288	.524	6-11	.545	66-102	.647	70-138	208-6.9	80-1	31	64	35	44	374-12.5
TOTAL	65-62	1620-24.9	332-662	.502	16-45	.356	132-184	.717	153-264	417-6.4	170-3	99	143	87	85	812-12.5
All*	136-133	3836-28.2	713-1442	.494	30-89	.337	284-411	.691	338-533	871-6.4	322-6	168	313	163	162	1740-12.8

* at California

CAREER HIGHS

Points:	25 vs. Mississippi St. 1/17/13
FGM:	9, three times, last vs. Baylor 3/29/14
FGA:	17 at Louisville 12/2/12
FTM:	9 vs. Central Michigan 11/17/13
FTA:	10, twice, last vs. Baylor 12/6/13
3FGM:	2 vs. Georgia 2/3/13
3FGA:	4 vs. Georgia 2/3/13
O-Rebounds:	8, twice, last at Florida 2/9/14
D-Rebounds:	13 at Mississippi State 2/27/14
Total Rebounds:	20 at Mississippi State 2/27/14
Assists:	7 vs. Alcorn State 12/9/12
Blocks:	7 at Texas A&M 2/18/13
Steals:	5 vs. Georgia 2/3/13
Minutes:	39, twice, last at Mississippi State 2/27/14
Points:	25 vs. Mississippi St. 1/17/13
FGM:	9, three times, last vs. Baylor 3/29/14
FGA:	17 at Louisville 12/2/12
FTM:	9 vs. Central Michigan 11/17/13

#23 SAMARIE WALKER • F • 6-3 • WEST CARROLITON, OHIO (CHAMINADE-JULIENNE HS/UCONN)



Transferred to Kentucky in 2010 after playing one semester at UConn ... Played in 96 games with 80 consecutive starts and ranks in the top 10 on UK's career list for double-doubles (fifth - 20), rebounding average (third - 8.1) and blocked shots (seventh - 96) ... Quickly made a name for herself as she came in mid-season and averaged 8.7 points and 7.2 rebounds per game in her sophomore year ... Averaged an impressive 13.3 points and 10.8 rebounds per game in the NCAA Tournament that year while also helping UK win the SEC regular season and earn a berth in the Elite Eight ... Named to the NCAA All-Regional Tournament Team ... Tied the UK single-game NCAA Tournament rebounding mark twice (13) ... Named Second-team All-SEC and earned a spot on the SEC All-Defensive team by the league coaches as a junior after leading the team in rebounding (8.1 rpg), steals (72), field goal percentage (.524) and blocks (56) ... Part of a senior class that finished with a record of 109-31, which ranks second all-time in program history ... Averaged 8.7 points and a career-high 8.7 rebounds as a senior ... Ranked fourth in the SEC in rebounds (8.7) and tied for fourth in double-doubles with nine in 2013-14 ... Graduated in May of 2014 with a degree in merchandising, apparel and textiles.

WALKER'S CAREER STATS

Year	GP-GS	MIN	FG-FGA	PCT	3FG-FGA	PCT	FT-FTA	PCT	OFF-DEF	TOT-AVG	PF-FO	A	TO	BLK	ST	PTS-AVG
2010-11*	17-1	319-18.8	44-75	.587	0-0	.000	17-32	.531	31-68	99-5.8	32-1	13	21	5	17	105-6.2
2011-12	25-9	517-20.7	88-182	.484	0-0	.000	42-72	.583	77-102	179-7.2	68-1	12	39	22	34	218-8.7
2012-13	36-36	958-26.6	122-233	.524	0-0	.000	69-110	.627	113-180	293-8.1	78-0	44	64	56	72	313-8.7
2013-14	35-35	918-26.2	129-262	.492	1-1	1.000	47-76	.618	104-201	305-8.7	96-2	40	55	18	41	306-8.7
TOTAL	96-80	2393-24.9	339-677	.501	1-1	1.000	158-258	.612	294-483	777-8.1	242-3	96	158	96	147	837-8.7
All*	113-81	2712-24.0	383-752	.509	1-1	1.000	175-290	.603	325-551	876-7.8	274-4	109	179	101	164	942-8.3

*at Connecticut

CAREER HIGHS

Points:	22 vs. Bradley 11/27/13
FGM:	8, four times, last vs. Alabama 1/23/14
FGA:	14, twice, last at Alabama 1/2/14
FTM:	7 at Auburn 1/19/14
FTA:	14 at Auburn 1/19/14
3FGM:	--
3FGA:	--
O-Rebounds:	10 vs. Alcorn State 12/28/12
D-Rebounds:	11 vs. LSU 1/27/13
Total Rebounds:	15 at Auburn 1/26/12
Assists:	4, three times, last vs. Vanderbilt 3/2/14
Blocks:	4 at South Carolina 1/24/13
Steals:	5, twice, last vs. Tennessee 3/3/13
Minutes:	38 vs. LSU 1/27/13
FGM:	9, three times, last vs. Baylor 3/29/14



RECORDS & HISTORY



YEAR-BY-YEAR TEAM STATISTICS

Season	G	FG-FGA	FG%	3FG-3FGA	3FG%	FT-FTA	FT%	Reb-Avg	PF-D	A	TO	BS	St	Pts	Avg
1977-78															
UK	35	1096-2550	43.0	--	--	541-859	63.0	1426-40.7	747--	480	794	--	--	2733	78.0
Opp.	35	1012-2537	40.0	--	--	509-780	65.2	1186-33.9	793--	362	686	--	--	2533	72.4
1978-79															
UK	29	798-1870	42.7	--	--	400-598	66.9	1223-42.2	600-18	390	721	72	279	1996	68.4
Opp.	20	791-1806	43.8	--	--	396-616	64.3	1094-37.7	540-16	425	594	96	278	1978	68.2
1979-80															
UK	29	983-2049	48.0	--	--	455-681	66.8	1413-48.7	656-25	509	583	107	280	2421	83.5
Opp.	29	738-1815	40.7	--	--	459-684	67.1	935-32.2	603-30	320	576	83	225	1908	65.8
1980-81															
UK	31	1004-2013	49.8	--	--	486-701	69.3	1340-43.2	665-23	590	595	116	344	2494	80.4
Opp.	31	816-1986	41.0	--	--	417-625	66.7	1136-36.6	674-23	399	628	65	255	2049	66.0
1981-82															
UK	32	1045-2140	48.8	--	--	454-667	68.0	1377-43.0	544-10	665	574	97	268	2544	79.5
Opp.	32	963-2198	43.8	--	--	317-500	63.4	1225-38.2	636-21	584	572	115	233	2243	70.0
1982-83															
UK	28	929-1813	51.2	--	--	477-669	71.3	1169-41.7	509-12	536	522	87	235	2335	83.4
Opp.	28	800-1844	43.4	--	--	373-532	70.1	1007-36.0	620-34	390	555	58	212	1973	70.5
1983-84															
UK	28	897-1747	51.3	--	--	328-416	78.8	984-35.1	547-20	511	578	68	243	2122	75.8
Opp.	28	814-1800	45.2	--	--	378-562	67.2	995-35.5	490-14	390	502	45	234	2006	71.6
1984-85															
UK	28	802-1728	46.4	--	--	358-274	75.5	1083-38.7	511-12	409	558	95	269	1962	70.0
Opp.	28	747-1722	43.0	--	--	366-507	72.2	993-35.5	477-12	314	536	60	223	1860	66.4
1985-86															
UK	29	987-1926	51.2	--	--	349-481	72.7	1103-38.0	497-14	575	596	101	341	2323	80.1
Opp.	29	864-1840	46.9	--	--	312-479	65.1	1027-35.4	473-16	430	640	71	258	2040	70.3



The 2012-13 team set records for wins in a season (30), SEC wins (13), consecutive wins (17), consecutive home wins (34), 3-point field goals made (240), 3-point field goals attempted (731), blocks (181) and steals (429) in a single season.



Season	G	FG-FGA	FG%	3FG-3FGA	3FG%	FT-FTA	FT%	Reb-Avg	PF-D	A	TO	BS	St	Pts	Avg
1986-87															
UK	28	841-1732	48.6	--	--	351-471	74.5	1101-39.3	465-6	461	558	88	272	2033	72.6
Opp.	28	764-1784	42.8	--	--	349-528	66.1	994-35.5	483-17	407	494	78	264	1877	67.0
1987-88															
UK	29	863-1954	44.2	54-150	36.0	368-511	72.0	1196-41.2	566-19	478	528	82	253	2148	74.1
Opp.	29	880-1988	44.3	50-147	34.0	433-646	67.0	1252-43.2	533-15	494	495	109	304	2243	77.3
1988-89															
UK	28	802-1822	44.0	78-210	37.1	384-555	69.2	1094-39.1	556-12	391	572	62	275	2066	73.8
Opp.	28	814-1825	44.6	39-131	29.8	426-634	67.2	1212-43.3	532-15	375	576	75	280	2093	74.8
1989-90															
UK	31	971-2084	46.6	38-128	29.7	560-853	65.7	1340-43.2	621-14	567	603	78	372	2540	81.9
Opp.	31	767-1906	40.2	90-224	40.2	419-645	65.0	1277-41.2	728-34	433	790	92	279	2043	65.9
1990-91															
UK	29	861-2024	42.5	134-401	33.4	476-697	68.3	1314-45.3	568-6	427	575	97	382	2332	80.4
Opp.	29	769-1868	41.2	69-219	31.5	425-655	64.9	1231-42.4	593-13	428	649	67	316	2032	70.1
1991-92															
UK	30	753-1816	41.5	157-466	33.7	543-782	69.4	1177-39.2	588--	319	594	71	314	2206	73.5
Opp.	30	818-1919	42.6	101-313	32.3	432-641	67.4	1278-42.6	618--	396	603	85	305	2169	72.3
1992-93															
UK	28	719-1802	39.9	134-502	30.7	342-519	65.9	1173-41.9	555-2	353	518	71	324	1934	69.1
Opp.	28	600-1574	38.1	77-277	27.8	398-601	66.2	1127-40.3	502--	278	640	73	282	1675	59.8
1993-94															
UK	28	786-1918	41.0	156-464	33.6	453-656	69.1	1195-42.7	610-0	434	526	76	345	2181	77.9
Opp.	28	703-1695	41.5	144-417	34.5	457-668	68.4	1179-42.1	571--	378	666	98	254	2007	71.7
1994-95															
UK	28	682-1753	38.9	164-548	29.9	310-464	66.8	1100-39.3	502-3	346	457	61	271	1838	65.6
Opp.	28	628-1555	40.4	108-387	27.9	394-568	69.4	1106-39.5	480--	315	552	56	220	1758	62.8
1995-96															
UK	27	605-1496	40.4	127-416	30.5	335-479	69.9	984-36.4	425-9	370	546	28	213	1672	61.9
Opp.	27	708-1631	43.4	140-378	37.0	301-421	71.5	987-36.6	432--	414	460	70	254	1857	68.8
1996-97															
UK	27	602-1491	40.4	107-318	33.6	346-490	70.6	974-36.1	530-12	363	586	35	216	1657	61.4
Opp.	27	679-1599	42.5	102-326	31.3	377-536	70.3	1013-37.5	463--	354	503	69	288	1937	68.0
1997-98															
UK	28	661-1550	42.6	91-291	31.3	361-545	66.2	1020-36.4	585-14	345	732	90	251	1774	63.4
Opp.	28	675-1636	41.3	95-341	27.9	462-693	66.7	1065-38.0	492--	370	626	68	288	1907	68.1
1998-99															
UK	32	858-1935	44.3	136-392	34.7	514-805	63.9	1280-40.0	698-21	465	622	115	277	2366	73.9
Opp.	32	761-1897	40.1	125-428	29.2	565-817	69.2	1195-37.3	647--	281	609	82	236	2212	69.1
1999-2000															
UK	29	756-1718	44.0	99-315	31.4	309-501	61.7	1052-36.3	560-16	374	595	130	317	1920	66.2
Opp.	29	654-1661	39.4	98-359	27.3	383-566	67.7	1101-38.0	484--	313	651	71	220	1789	61.7



Season	G	FG-FGA	FG%	3FG-3FGA	3FG%	FT-FTA	FT%	Reb-Avg	PF-D	A	TO	BS	St	Pts	Avg
2000-01															
UK	27	644-1601	40.2	48-178	27.0	304-478	63.6	932-34.5	553-22	306	588	56	270	1640	60.7
Opp.	27	756-1600	47.3	110-334	32.9	432-618	69.9	1050-38.9	453--	415	543	83	251	2054	76.1
2001-02															
UK	29	748-1713	43.7	97-320	30.3	275-439	62.6	991-34.2	549-13	412	612	63	331	1868	64.4
Opp.	29	743-1681	44.2	127-400	31.8	412-621	66.3	1077-37.1	424--	209	611	76	273	2025	69.8
2002-03															
UK	27	671-1581	42.4	158-416	38.0	277-404	68.6	979-36.3	513-15	329	529	91	219	1777	65.8
Opp.	27	688-1686	40.8	154-463	33.3	381-570	66.8	1064-39.4	398--	392	444	88	234	1911	70.8
2003-04															
UK	28	675-1669	40.4	121-391	30.9	392-533	73.5	1035-37.0	483-11	483	457	52	201	1863	66.5
Opp.	28	709-1701	41.7	154-543	28.4	332-490	67.8	1086-38.8	517--	338	465	110	172	1904	68.0
2004-05															
UK	34	867-1969	44.0	162-475	34.1	452-631	71.6	1334-39.2	532-7	406	553	125	223	2348	69.1
Opp.	34	788-2044	38.6	173-554	31.2	395-581	68.0	1204-35.4	564--	372	518	117	231	2144	63.1
2005-06															
UK	31	774-1834	42.2	149-433	34.4	438-636	.689	1284-41.4	530-8	424	525	135	195	2135	68.9
Opp.	31	702-1836	38.2	128-454	28.2	387-569	.680	1073-34.6	563--	327	487	133	231	1919	61.9
2006-07															
UK	34	888-2091	42.5	155-524	29.6	461-685	67.4	1400-41.2	596-12	455	545	152	227	2392	70.4
Opp.	34	760-2032	37.4	133-438	30.4	463-647	71.6	1243-36.6	616--	328	555	116	230	2116	62.2
2007-08															
UK	33	721-1908	37.8	124-420	29.5	458-714	64.1	1319-40.0	566-3	350	581	141	205	2024	61.3
Opp.	33	756-1970	38.4	143-460	31.1	410-617	66.5	1265-38.8	615--	337	542	115	237	2065	62.6
2008-09															
UK	32	712-1882	.378	141-477	.296	459-649	.707	1313-41.0	525-7	319	566	113	222	2024	63.2
Opp.	32	718-1838	.391	144-457	.315	378-541	.699	1158-36.2	571--	330	541	134	245	1958	61.2
2009-10															
UK	36	922-2216	.416	187-588	.318	631-891	.708	1368-38.0	659-12	442	559	145	418	2662	73.9
Opp.	36	775-1991	.389	138-473	.292	456-666	.685	1345-37.4	743--	361	823	158	234	2144	59.6
2010-11															
UK	34	829-2155	.385	182-597	.305	572-825	.693	1305-38.4	626-12	378	558	115	373	2412	70.9
Opp.	34	761-1834	.415	166-455	.365	429-629	.682	1297-38.1	694--	350	817	151	201	2117	62.3
2011-12															
UK	35	925-2302	.402	211-659	.320	528-784	.673	1379-39.4	688-9	439	614	129	422	2589	74.0
Opp.	35	748-1820	.411	105-368	.285	482-715	.674	1281-36.6	676--	360	939	134	253	2083	59.5
2012-13															
UK	36	1001-2392	.418	240-731	.328	471-672	.701	1410-39.2	647-10	475	558	181	429	2713	75.4
Opp.	36	757-1907	.397	121-410	.295	448-659	.680	1292-35.9	624--	365	853	108	226	2083	57.9
2013-14															
UK	35	1029-2369	.434	192-564	.340	595-883	.674	1513-43.2	725-11	496	543	141	343	2845	81.3
Opp.	35	862-2156	.400	153-526	.291	519-760	.683	1354-38.7	733--	414	699	133	206	2396	68.5



ALL-TIME LETTERWINNERS

-A-
Adams, Rita 2000-2003
Alcius, Natassia 2004-2007
Alexander, Carolyn 1999-2000
Ali, Bra'shey 2012
Andrew, Audre 1983

-B-
Baker, Stephanie 1993-1995
Baluyut, Arlene 1979
Barber, Cathy 1980
Barnes, Jaye 1998-1999
Barnett, Sarah Beth 2011
Beickman, Julie 1996
Bett, Catina 2008-2009
Bishop, Azia 2012-present
Bonets, Aisha 2001
Bowman, Chanté 2005-2008
Boyd, Patrice 1997-1998
Boyd, Terry 1978
Browning, Pam 1978

-C-
Campbell, Kayla 1991-1994
Christman, Stephanie 1998-2000
Chowning, Chelsea 2008
Cole, Anna 2010
Collins, Lisa 1981-1984
Combs, Mitzi 1978
Conwright, Maegan 2011-2013
Croley, Bebe 1985-1988
Cushenberry, Kristi 1989-1992
Custard, Mary 1989

-D-
Daniel, Mia 1990-1993
Davis, Tracye 1988-1991
Denkins, Kim 1995-1998
Donhoff, Maria 1978-1981
Dowdell, Tammy 1990
Drake, Samantha 2011-2014
Dunlap, Victoria 2008-11

-E-
Eagan 1978
Eberhart, Tedra 1991-1994
Edelen, Brittany 2007-2009
Edelman, Linda 1978-1980
Edington, Lori 1980-1982
Elbert, Lynne 1986-1987
Elliott, Sarah 2005-2008
Ellis, Lisa 1989-1990
Ellis, Racquel 2003-2004
Embry, Robyn 1997
Epps, Makayla 2014-present
Evans, Kastine 2011-2014
Everette, Jenerrie 2001-2004

-F-
Fetter, Denise 1979
Fogle, Tayna 1979-1982
Foster-Sutton, Vanessa 1989-1990
Franklin, Amani 2007-2010
Freeman, Shannon 1987

-G-
Gamble, LaQwsha 2006
Garland, Sharon 1980
Goin, Jennifer 2003-2004
Goss, Bria 2012-present
Goodin-Rogers, Kyvin 2014-present
Grassi, Kristen 2003-2004
Gray, Rebecca 2009-2010
Gray, Jennifer 1991-1994
Greenfield, Carmen 1996
Grigsby, Geri 1978-1980

-H-
Harding, Sandy 1984-1987
Harper, Linnae 2014-present
Harrell, Davitria 1987-1988
Hawthorne, Dasieka 2001-2002
Hay, Nikki 1997-1998
Hedges, Patty Jo 1980-1983
Helm, SeSe 2001-2004
Henderson, Brittany 2010-2013
Higginbotham, Stephanie 1994-1995
Hobgood, Jamie 1989-1991
Hoskins, Debbie 1988
Hudgens, Laurie 1985-1986
Humphrey, Jennifer 2003-2007
Hurst 1978

-J-
Jackson, Erica 1999-2000
Jackson, Jenn'e 2006-2009
Jackson, Vonda 1995-1998
Jansen, Christina 1993-1996
Johnson, Jennifer 1990
Jones, Shambrica 2001-2004
Jordan, Christie 1991-1994

-K-
Keith, Rae 1999
Killen, Karen 1991-1992
Koach, Karri 1992-1995
Kogoy, Beth 1981

-L-
Ladson, E'Lisa 2004
Langelier, Melissa 2000
Leonard, Pattresa 1990-1992
Lewis, Lynnette 1981, 1983-1984
Lokie, Kathy 1981-1982
Love, Tiundra 1991
Lukschu, Liz 1978-1981
Lykins 1978

-M-
Mack, Debbie 1978-1979
Mahoney, Samantha 2005-2008
Manning, Shawn 1996-1997
Martin, Donna 1981-1984
Martinez, Natalie 1997-2000
Mathies, A'dia 2010-2013
McDole, LaTonya 1999-2002
McIntyre, Stacy 1989-1992
McKinley, Becky 1993
Meadows, Laura 1998-2000

Mendeng, Alvine 2001-2002
Miller, Debbie 1984-1987
Miller, Kris 1987-1990
Miller, Shelly 1985-1986
Mills, Jocelyn 1990-1993
Mitchell, Domonique 1996
Mjoseh, Jeannie 1978
Morrow, Carly 2008-11
Mosley, Karen 1983-1986
Mountain, Ruth 1989

-N-
Naiser, Terri 1982-1983
Nichols, Leslie 1983-1986

-O-
Oden, Debra 1978-1980
O'Neill, Jennifer 2011-present
Ormerod, Carly 2006-2009
Ousley, Beth 1988
Owens, Shantia 1999-2000

-P-
Patterson, Niecee 2002
Payne, Danyelle 2002-2005
Pennie, Michele 1985-1988
Perry, Afton 2004, 2006
Peterson, Latasha 1995
Pfeiffer, Jenny 2003-2004, 2006-2007
Phillips, Angela 2004-2005
Pinkett, Bernisha 2011-2014
Potts, Sara 2002-2005
Proctor, Cathy 1990-1993

-R-
Reasor, Rebekah 1991-1992
Reed, Stacey 1992-1995
Riley, Crystal 2009-2012
Roberts, Chrissy 1994-1995
Roberts, Shaunda 1995-1997
Roddy, Eleia 2005-2009
Rose 1983
Ross, Natasha 1998
Runge, Jody 1981-1984

-S-
Salhi, Malinka 1989-1990
Sarkalahti, Anne 1989-1990
Schultz, Jenny 2002
Seaton, Tanesha 1999-2000
Shrum, Pam 1986-1989
Sidney, Jelléah 2013-present
Simpson, Lyssa 1994
Sizemore, Bonnie 1979
Smith, Amber 2008-2012
Snowden, Keyla 2009-2012
Spence, Lora 1987-1989
Stallworth, DeNesha 2012-2014
Stephens, Diane 1982-1985
Stevens, Angel 1988-1989
Stewart, Theresa 1989
Still, Valerie 1980-1983
Stoglin, Stephanie 2001-2002
Stumbo, Stephanie 2003-06
Swarens, Julie 1993-1995

-T-
Tarantini, Monique 1985-1988
Tate, Keiko 2002-2005
Taylor, Oreonna 2006
Thompson, Janee 2013-present
Tillman, Tory 1996
Timperman, Janet 1978-1979

-U-
Upton, Laura 1978

-V-
Vieth, Katie 1997-2000

-W-
Wait, Tiffany 1996-2000
Walker, Samarie 2012-2014
Wardford, Keeoma 1994-1995
Warren, Melanie 1984-1987
Watkins, Lydia 2007-2010
Webb, Marcia 1996
Whitaker, Jodie 1986-1989
Wise, Lea 1980-1983

-Y-
Young, Kenya 1998-1999
Young, Nikki 2000-2001

Note: Letterwinners begin during the 1977-78 season

MISS BASKETBALL & UK KOOPS

Kentucky has been the home to nine winners of Kentucky's Miss Basketball award. The award, given annually to the top high school basketball player in the state of Kentucky, has been awarded annually since 1976.

Kentucky Miss Basketball Winners at UK

- 1977 Geri Grigsby, McDowell (1978-80)
- 1980 Lisa Collins, Laurel County (1981-84)
- 1986 Kris Miller, Owensboro Catholic (1987-90)
- 1992 Becky Miller, Bullitt East (1993)
- 2005 Carly Ormerod, Sacred Heart (2006-2009)
- 2007 Rebecca Gray, Scott County (2009-2010)
- 2009 A'dia Mathies, Iroquois (2010-13)
- 2010 Sarah Beth Barnette, Lexington Christian Academy (2011)
- 2013 Makayla Epps, Marion County (Present)



WHERE ARE THE CATS FROM?

In 40 years of varsity women's basketball, Kentucky has been represented by Wildcats from 29 states, the District of Columbia and seven countries.

ALABAMA (5)

Florence

Karen Killen

Birmingham

Stephanie Stumbo, Jackie Sanders

Gadsden

Catina Bett

Madison

Alexis Jennings



Hephzibah

Niecee Patterson

Jonesboro

Jaye Barnes

Lookout Mountain

Carly Morrow

ILLINOIS (5)

Altamont

Caroline Huelskoetter

Carmi

Jennifer Goin

Chicago

Stephanie Christman, Janee Thompson,

Linnae Harper

East St. Louis

Rita Adams

Elmhurst

Laurie Hudgens



ARKANSAS (1)

Hot Springs

Tiffany Wait



CALIFORNIA (2)

Pasadena

Brittany Henderson

Richmond

DeNesha Stallworth



INDIANA (7)

Austin

Jodie Whitaker

Crown Point

Nancy Cowan

Indianapolis

Bria Goss

North Vernon

Jenny Pfeiffer

Peru

Arlene Baluyut

Portland

Shannon Freeman

Ramsey

Julie Swarens-Beickman



CONNECTICUT (1)

Salem

Kastine Evans



D.C. (2)

Washington, D.C.

Danyelle Payne, Bernisha Pinkett



FLORIDA (4)

Clearwater

Michele Pennie

Ft. Walton Beach

Afton Perry

Winter Haven

Moe Gamble, Amber Smith



IOWA (2)

Panora

Cathy Proctor

Waukon

Jody Runge



GEORGIA (7)

Atlanta

E'Lisa Ladson

Chickamauga

Vanessa Foster-Sutton

Decatur

Tedra Eberhart, Amani Franklin



KENTUCKY (70)

Alvaton

Laura Upton

Ashland

Terry Boyd, Nikki Young



Barbourville

Melissa Napier

Bardstown

Samantha Drake

Bedford

Audre Andrew

Berea

Chelsea Chowning

Bowling Green

Selia Helm

Carlisle

Kim Denkins

Corbin

Lisa Collins

Covington

Lori Edgington, Katie Vieth

Cynthiana

Mary Custard

East McDowell

Geri Grigsby

Eminence

Chrissy Roberts

Florence

Julie Duerring

Georgetown

Stacy McIntyre, Rebecca Gray

Ghent

Pam Browning

Hazard

Stephanie Baker, Carolyn Alexander

Henderson

Nikki Hay

Hopkinsville

Lydia Watkins

Jackson

Angel Stevens

Jamestown

Stephanie Higginbotham

Jenkins

Mitzi Combs

Lebanon

Makayla Epps, Kyvin Goodin-Rogers

Lexington

Debbie Mack, Tayna Fogle, Lea Wise,

Donna Martin, Leslie Nichols, Belitta

Croley, Lisa Ellis, Tracye Davis, Marcia

Webb, Erica Jackson, Nastassia Alcius,

Keyla Snowden, Sarah Beth Barnette

Liberty

Debbie Miller

London

Bonnie Sizemore, Sharon Garland,

Stacey Reed

Louisville

Carly Ormerod, Janet Timperman,

Maria Donhoff, Denise Fetter, Patty Jo

Hedges, Diane Stephens, Terri Naiser,

Lynne Elbert, Christina Jansen, Latasha

Peterson, Domonique Mitchell, A'dia

Mathies

Loyall

Lynnette Lewis

Madisonville

Jamie Hobgood

McKee

Sarah Elliott

Manchester

Vonda Jackson

McRoberts

Debra Oden

Mt. Washington

Sarah Rowe, Becky McKinley

Monticello

Pam Shrum

Owensboro

Elisabeth Lukschu, Melanie Warren,

Kris Miller

Radcliff

Jenn'e Jackson

Richmond

Robyn Embry

Russellville

Lora Spencer

Springfield

Brittany Edelen

LOUISIANA (1)

Metairie

Shawn Manning



MARYLAND (3)

Baltimore

Pattresa Leonard

Clarksville

Keiko Tate

Landover

Cathy Barber





KENTUCKY WOMEN'S BASKETBALL 2014-15

OUR SEASON

MICHIGAN (4)

Detroit
Chanté Bowman,
Samantha Mahoney

Lansing
Michelle Smith

Rochester Hills
Sara Potts



NEW MEXICO (1)

Albuquerque
Natalie Martinez



TENNESSEE (15)

Brownsville
Patrice Boyd

Chattanooga
Jennifer Johnson, Tiundra Love, Carly Morrow

Collinwood
Mia Daniel

Gainesboro
Jaycee Coe

Hendersonville
Kristi Cushenberry

Kingsport
Josh Mills

Knoxville
Sade Buley

Memphis
Davitra Harrell, Jennifer Humphrey, Crystal Riley

Nashville
Victoria Dunlap

Oak Ridge
Tammy Dowdell, Angela Phillips



So. Charleston
Beth Kogoy

Huntington
Laura Meadows

Westover
Monique Tarantini

MISSISSIPPI (2)

Gulfport
Dasieka Hawthorne

Yazoo City
Shambrica Jones



OHIO (15)

Cincinnati
Rae Keith, Racquel Ellis

Clayton
Mary Jane White, Ruth Ann Mountain, Theresa Stewart

Columbus
Jenerrie Everette, Eleia Roddy

Dayton
LaTonya McDole, Alvine Mendeng

Toledo
Karen Mosley, Shaunda Roberts, Azia Bishop

Medina
Shelly Miller

Reynoldsburg
Alyssa Rice

West Carrollton
Samarie Walker



NEVADA (1)

Carson City
Jennifer Gray



NEW JERSEY (5)

Camden
Grace Odrick

Cherry Hill
Valerie Still

Jersey City
Lyssa Simpson

Newark
Shantia Owens

Plainfield
Bra'Shey Ali



OKLAHOMA (2)

Oklahoma City
Christe Jordan

Tulsa
Stephanie Stoglin



NEW YORK (5)

Auburn
Sandy Harding

Bronx
Jennifer O'Neill

New York
Aisha Bonets

Queens
Tanessa Seaton

Queens Village
Jelleah Sidney

Rochester
Oreonna Taylor



OREGON (2)

Beaverton
Keeoma Wardford

Lake Oswego
Ali Lomax



PENNSYLVANIA (1)

Havertown
Linda Edelman



SOUTH CAROLINA (1)

Greenville
Kenya Young



TEXAS (2)

Colleyville
Kristen Grassi

Arlington
Maegan Conwright



VIRGINIA (2)

Chesapeake
Kathy Lokie

Chilhowie
Rebekah Reasor



WASHINGTON (1)

Sammamish
Kristin Connolly



WEST VIRGINIA (4)

Beckley
Natasha Ross



WISCONSIN (1)

Mondovi
Anna Cole



INTERNATIONAL CATS

BAHAMAS

Nassau
Kayla Campbell



BELGIUM

Mons
Malinka Salhi



CANADA

Brantford, Ontario
Karri Koach

Montreal, Quebec
Melissa Langelier



FINLAND

Helsinki
Anne Sarkalahti



GERMANY

Zweibruecken
Jeannine Mjoseh



SLOVAKIA

Bratislava
Ivana Jakubcova



UNITED KINGDOM

Stafford
Sally Loughton



The 2014-15 team is comprised of players from seven different states, including Alabama, Illinois, Indiana, Kentucky, Ohio, Tennessee and New York. UK has a player from Slovakia, its first international player since 2000.



CATS BY THE NUMBERS



#0
O'Neill, Jennifer

Stallworth, DeNesha
Timperman, Janet
Wait, Tiffany

Hay, Nikki
Keith, Rae
Langelier, Melissa
Leonard, Pattresa
Stumbo, Stephanie
Walker, Samarie

Perry, Afton
Shrum, Pam



#52
Denkins, Kim
Dowdell, Tammy
Gray, Jennifer



#00
Ormerod, Carly



#12
Cushenberry, Kristi
Payne, Danyelle
Sidney, Jelléah
Simpson, Lyssa
Still, Valerie
Watkins, Lydia



#24
Coe, Jaycee
Elbert, Lynne
Foster-Sutton, Vanessa
Jackson, Erica
Love, Tiundra
Martin, Donna
Smith, Amber



#35
Bonets, Aisha
Boyd, Patrice
Grigsby, Geri
Jennings, Alexis
McKinley, Becky
Peterson, Latasha



#53
Helm, SeSe
Lukschu, Liz
Manning, Shawn



#1
Mathies, A'dia
Roddy, Eleia



#13
Boyd, Terry
Connolly, Kristin
Ellis, Lisa
Fetter, Denise
Galloway, Cathy
Goss, Bria
Hedges, Patty Jo



#25
Ali, Bra'Shey
Barry, Ceal
Epps, Makayla
Frankin, Amani
Goin, Jennifer
Roberts, Chrissy
Runge, Jody
Tillman, Tory
Vieth, Katie



#40
Harrell, Davitria
Henderson, Brittany
Jansen, Christina
Lewis, Lynnette
Tate, Keiko
Young, Kenya



#55
Fogle, Tanya
Proctor, Cathy
Stevens, Angel



#2
Chowning, Chelsea
Jakubcova, Ivana
Sanders, Jackie



#14
Embry, Robyn
Hobgood, Jamie
Phillips, Angela
Sarkalahti, Anne
Tarantini, Monique
Wise, Lea



#30
Barnes, Jaye
Cole, Anna
Combs, Mitzi
Daniel, Mia
Jones, Shambrica
Warren, Melaine



#41
Ladson, E'Lisa
Runge, Jody
Webb, Marcia



#3
Grigsby, Geri
Potts, Sara
Riley, Crystal
Rowe, Sarah
Sizemore, Bonnie
Spencer, Lora
Taylor, Oreonna
Thompson, Janee



#15
Edelen, Brittany
Ellis, Racquel
Linnæ Harper
Mack, Debbie
Mitchell, Domonique
Whitaker, Jodie
Young, Nikki



#31
Drake, Samantha
Eberhart, Tedra



#42
Hudgens, Laurie
Mills, Jocelyn
Seaton, Tanesha



#4
Adams, Rita
Elliott, Sarah
Martinez, Natalie
Reed, Stacey
Snowden, Keyla
Stephens, Diane



#20
Browning, Pam
Bowman, Chanté
Conwright, Maegan
Grassi, Kristen
Miller, Shelly



#32
Bett, Catina
Edgington, Lori
Evans, Kastine
Humphrey, Jennifer
Miller, Kris
Reasor, Rebekah
Roberts, Shaunda
Ross, Natasha



#43
Jordan, Christie
Kogoy, Beth
Mjoseth, Jeannie



#5
Alexander, Carolyn
Grigsby, Geri
Harding, Sandy
Hoskins, Debbie
Johnson, Jennifer
Morrow, Carly
Kyvin Goodin-Rogers
Schultz, Jenny
Stewart, Theresa



#21
Davis, Tracye
Donhoff, Maria
Jackson, Jenn'e
Lewis, Karen
McDole, LaTonya
Payne, Danyelle
Postell, Porsha



#33
Baluyut, Arlene
Campbell, Kayla
Christman, Stephanie
Deters, Ann
Greenfield, Carmen
Kidd, Lisa
Miller, Debbie
Naiser, Terri
Ousley, Beth
Patterson, Niecee
Pfeiffer, Jenny



#44
Beickman, Julie
Freeman, Shannon
Meadowns, Laura
Mosley, Karen
Swarens, Julie



#10
Alcius, Natassia
Collins, Lisa
Cowan, Nancy
Edelman, Linda
Lomax, Ali
McIntyre, Stacy
Mendeng, Alvine
Pinkett, Bernisha



#22
Adams, Rita
Andrew, Audre
Barber, Cathy
Lokie, Kathy
Pennie, Michele
Stumbo, Stephanie
Wardford, Keeoma



#34
Baker, Stephanie
Dunlap, Victoria
Killen, Karen
Owens, Shantia



#45
Manning, Shawn
Rice, Alyssa
Stoglin, Stephanie
Upton, Laura



#11
Barnette, Sarah Beth
Everette, Jenerrie
Koach, Karri
Mahoney, Samantha
Nichols, Leslie
Malinka, Salhi



#23
Combs, Mitzi
Custard, Mary
Galloway, Terri
Gamble, LaQwesha
Gray, Rebecca
Hawthorne, Dasieka



#50
Bishop, Azia
Croley, Bebe
Garland, Sharon
Higginbotham, Stephanie



#51
Baker, Stephanie
Jackson, Vonda
Oden, Debra

Note: Some players wore multiple numbers over the course of their career, all numbers each individual wore are listed. Numbers begin 1978-present. The followings players' numbers were unavailable: Eagan (1978), Hurst (1978), Lykins (1978), Mountain (1989), and Rose (1983).



ALL-TIME KENTUCKY COACHES



SUE FEAMSTER • 1971-76

RECORD AT UK: 64-39 (62.1%)

Sue Feamster became UK's first head women's basketball coach of the modern era when the program regained its varsity status in 1974. Women's basketball had been a varsity sport at UK from 1903 until 1925, when the University senate passed a bill abolishing the sport for being "too strenuous" for females. Feamster began coaching the UK women in 1971-72, when the squad earned a 10-3 record, and remained head coach as the squad rolled up a 26-15 record over the next two seasons. After women's basketball became a varsity sport, Feamster helped the program to a fast start, passing along to incoming coach Debbie Yow a squad that included All-American Pam Browning, who still holds several spots in the UK record book, and standout Ceal Barry.



DEBBIE YOW • 1976-80

RECORD AT UK: 79-40 (66.4%)

In the last year of her four seasons at Kentucky, Debbie Yow's Wildcats stormed to a 24-5 record and earned the school's first trip to the national playoffs — then the Association of Intercollegiate Women's Athletics Tournament. It was clear then that both Yow and the UK women's program were primed for success. And just as the Cats continued to earn postseason berths, Yow's career remained on the fast track as well. Yow enjoyed a successful coaching stint at Florida and subsequent athletics administration positions at Florida and UNC-Greensboro. She then became Athletics Director at St. Louis, and since 1994, has been AD at Maryland. She served as president of the National Association of Collegiate Athletics Directors.



TERRY HALL • 1980-87

RECORD AT UK: 138-66 (67.6%)

Terry Hall holds the laudable distinction of being the winningest coach in UK women's basketball history as well as owning the best winning percentage of any coach to guide the program. Hall coached the Cats to seven straight winning seasons, starting with a 25-6 record and a trip to the second round of the AIAW national tournament before falling by one point to Maryland to end the 1980-81 season. The NCAA welcomed women's basketball into its ranks the following year, and that historical season ended with the Cats falling to eventual national champion Louisiana Tech in the Midwest Regional finals on the Lady Techsters' home floor. After the Cats failed to make the NCAA tournament in 1986-87, Hall left coaching for the business sector. But three years later, she accepted the head coaching job at Wright State University, where she coached for seven years before succumbing to cancer in 1997.



SHARON FANNING • 1987-95

RECORD AT UK: 134-97 (58%)

Sharon Fanning guided the Cats through eight seasons and despite a dubious beginning that saw her squad record back-to-back losing seasons, she never suffered another losing season. In just her third year, Fanning coached the Wildcats to an impressive 23-8 record while also edging them into the top 25. UK won three tournament titles in 1989-90, including an 85-76 come-from-behind victory over Toledo in the NWIT Championship. The following season, the Wildcats advanced to the NCAA Tournament, UK's first appearance in the Big Dance in five years. Prior to her stint at UK, Fanning was a graduate assistant at Tennessee and a head coach at UT-Chattanooga. Since leaving UK, she was the head coach at Mississippi State University before retiring following the 2011-12 season.



BERNADETTE MATTOX • 1995-2003

RECORD AT UK: 91-135 (40.2%)

Bernadette Mattox spent eight seasons at the helm of the Wildcats basketball program. She began her coaching career at her alma mater, Georgia, but became a household name in Kentucky and across the nation when she was hired by former Wildcats coach Rick Pitino as the first female Division I assistant "bench" coach for a men's team in 1990. She was promoted to assistant athletics director at Kentucky for one year before taking over the UK women's program in 1995. Her most notable season came in 1998-99, when she led the Cats to their first 20-plus win season and first appearance in the NCAA Tournament in nearly a decade. The Cats won their first NCAA Tournament game in 17 years, finished with a 21-11 overall record and captured seven wins in the SEC, the most conference wins in school history at the time. After leaving UK in 2003, Mattox served 10 seasons as an assistant coach for the WNBA's Connecticut Sun.



MICKIE DEMOSS • 2003-07

RECORD AT UK: 71-56 (55.9%)

Mickie DeMoss will best be remembered as the architect who took over a struggling program in 2003 and in just a short amount of time rebuilt UK women's basketball back into a national contender. During her tenure the Wildcats participated in postseason play three consecutive seasons (one NCAA Tournament and two WNIT) and captured back-to-back 20-win seasons (2005-06 and 2006-07) for the first time since the 1989-90 and 1990-91 teams accomplished the feat. DeMoss was named the 2006 SEC Coach of the Year, a UK Hoops first, after guiding the Wildcats to the NCAA Tournament for the first time in seven seasons. The Cats posted a 22-9 overall record in 2005-06, including a school-record nine conference wins and Kentucky made national headlines when it defeated No. 1 Tennessee in Rupp Arena. It was UK's first win over a top-ranked team in school history. DeMoss also drastically increased fan attendance, as UK ranked in the top three of the SEC and top 20 in the national average attendance poll all four of her seasons. UK went from averaging 1,694 fans prior to her arrival in 2003 to breaking the school record with 5,863 fans per game in her final season. Prior to UK, DeMoss spent 18 seasons at Tennessee, helping the Lady Vols garner six national championship titles and 13 Final Four appearances. She also was the head coach four seasons at Florida (1979-83). In eight seasons as a head coach, DeMoss has a career record of 116-124, including a 26-65 mark in the SEC. Since leaving UK, DeMoss has served as an assistant coach at Texas, Tennessee and for the WNBA's Indiana Fever. She is currently the associate head coach at her alma mater, Louisiana Tech.

ALL-TIME COACHES

Year	Overall	SEC	Finish	Post-Season	Head Coach
1974-75	16-9	-	-	None	Sue Feamster
1975-76	13-12	-	-	None	Sue Feamster
1976-77	19-7	-	-	None	Debbie Yow
1977-78	23-12	-	-	AIAW, NWIT 3rd Rd	Debbie Yow
1978-79	13-16	-	-	None	Debbie Yow
1979-80	24-5	-	-	AIAW	Debbie Yow
1980-81	25-6	-	-	AIAW	Terry Hall
1981-82	24-8	-	-	NCAA Regionals	Terry Hall
1982-83	23-5	6-2	East 2nd	NCAA 1st Round	Terry Hall
1983-84	15-13	2-6	East 3rd	None	Terry Hall
1984-85	16-12	3-5	East 4th	None	Terry Hall
1985-86	18-11	4-5	6th	NCAA 1st Rd	Terry Hall
1986-87	17-11	3-6	7th	None	Terry Hall
1987-88	14-15	0-9	10th	None	Sharon Fanning
1988-89	12-16	3-6	8th	None	Sharon Fanning
1989-90	23-8	3-6	8th	NWIT Champions	Sharon Fanning
1990-91	20-9	4-5	5th	NCAA 1st Rd	Sharon Fanning
1991-92	16-14	5-6	6th	None	Sharon Fanning
1992-93	18-10	5-6	6th	None	Sharon Fanning
1993-94	17-11	5-6	7th	None	Sharon Fanning
1994-95	14-14	4-7	9th	None	Sharon Fanning
1995-96	8-19	2-9	12th	None	Bernadette Mattox
1996-97	8-19	2-10	10th	None	Bernadette Mattox
1997-98	13-15	5-9	8th	None	Bernadette Mattox
1998-99	21-11	7-7	7th	NCAA 2nd Rd	Bernadette Mattox
1999-00	15-14	5-9	9th	None	Bernadette Mattox
2000-01	6-21	2-12	12th	None	Bernadette Mattox
2001-02	9-20	1-13	12th	None	Bernadette Mattox
2002-03	11-16	4-10	9th	None	Bernadette Mattox
2003-04	11-17	3-11	11th	None	Mickie DeMoss
2004-05	18-16	4-10	10th	WNIT Final Four	Mickie DeMoss
2005-06	22-9	9-5	4th	NCAA 2nd Rd	Mickie DeMoss
2006-07	20-14	6-8	7th	WNIT 3rd Rd	Mickie DeMoss
2007-08	17-16	8-6	4th	WNIT Quarterfinals	Matthew Mitchell
2008-09	16-16	5-9	10th	WNIT 2nd Rd	Matthew Mitchell
2009-10	28-8	11-5	2nd	NCAA Elite Eight	Matthew Mitchell
2010-11	25-9	11-5	2nd	NCAA 2nd Rd	Matthew Mitchell
2011-12	28-7	13-3	1st	NCAA Elite Eight	Matthew Mitchell
2012-13	30-6	13-3	2nd	NCAA Elite Eight	Matthew Mitchell
2013-14	26-9	10-6	4th	NCAA Sweet 16	Matthew Mitchell



ALL-TIME KENTUCKY ASSISTANTS

Assistant Coaches Directory

Name	Years
Adeniyi Amadou	2014-Present
Andy Barnes	1987-89
Diane Beauchamp *	1977-78 (J.V.) 1978-80
Dorothy Jean Berry	1981-83
Robin Board	1983-85 (G.A.)
Karen Booker	1989-91
Assoc. Head Coach	1994-95
Lisa Bressman	1989-91
Dawn Bryant	1994-95
Meghan Burke	1998-01
Niya Butts	2003-08
Ken Byrd	1995-97
Trey Clark	2001-03
Kerry Cremeans	1994-96 (G.A.)
Jane Dalton	1988-90 (G.A.)
Brandi Dunigan	1991-92 (S.A.)
Kyra Elzy	2008-2012
Myra Fishback	1991-92
Rick Griffith	1997-02
Scott Groninger	2002-03
Ilene Hauser	1990-94
Cindy Noble-Hauserman	1985-89
Jeff House	2013-2014
Matt Insell	2008-2013
Mike Kindred	1983-85
Jennifer Knoll	1992-94 (G.A.)
Mollie McClure	1996-98
Jerry McLaughlin	1989-94
Matthew Mitchell	2003-05
Donna Murphy	1985-87
Leslie Nichols	1996-2003
Lynn Norenberg	1981-83 (G.A.)
Wendy Palmer	2007-09
Carolyn Peck	1995-96
Shalon Pillow	2009-2014
Vonn Read	2005-08
Crystal Riley	2012-13 (S.A.)
Danielle Santos	2012-2014
Pam Stackhouse	2003-07
Christian Stefanopoulos	2014-Present

G.A.—Graduate Assistant

S.A.—Student Assistant

Year-by-Year Assistant Coaches

* First full-time women's assistant coach

Note—Full-time assistants unless otherwise noted

Yow Era

1977-78	Diane Beauchamp
1978-79	Diane Beauchamp
1979-80	Diane Beauchamp

Hall Era

1980-81	Dorothy Jean (Dottie) Berry
1981-82	Dorothy Jean (Dottie) Berry, Lynn Norenberg
1982-83	Dorothy Jean (Dottie) Berry, Lynn Norenberg
1983-84	Mike Kindred, Robin Board
1984-85	Mike Kindred, Robin Board
1985-86	Cindy Noble-Hauserman, Donna Murphy

1986-87 Cindy Noble-Hauserman,
Donna Murphy

Fanning Era

1987-88	Andy Barnes, Cindy Noble-Hauserman
1988-89	Andy Barnes, Cindy Noble-Hauserman, Jane Dalton
1989-90	Jerry McLaughlin, Karen Booker, Jane Dalton, Lisa Bressman
1990-91	Jerry McLaughlin, Karen Booker, Ilene Hauser, Lisa Bressman
1991-92	Jerry McLaughlin, Myra Fishback, Ilene Hauser, Brandi Dunigan
1992-93	Jerry McLaughlin, Ilene Hauser, Jennifer Knoll
1993-94	Jerry McLaughlin, Ilene Hauser, Jennifer Knoll
1994-95	Karen Booker, Dawn Bryant, Kerry Cremeans

Mattox Era

1995-96	Ken Byrd, Carolyn Peck, Kerry Cremeans
1996-97	Ken Byrd, Leslie Nichols, Mollie McClure
1997-98	Rick Griffith, Leslie Nichols, Mollie McClure
1998-99	Rick Griffith, Leslie Nichols, Meghan Burke
1999-2000	Rick Griffith, Leslie Nichols, Meghan Burke
2000-01	Leslie Nichols, Rick Griffith, Meghan Burke
2001-02	Leslie Nichols, Rick Griffith, Trey Clark
2002-03	Leslie Nichols, Scott Groninger, Trey Clark

DeMoss Era

2003-04	Matthew Mitchell, Niya Butts, Pam Stackhouse
2004-05	Matthew Mitchell, Niya Butts, Pam Stackhouse
2005-06	Niya Butts, Vonn Read, Pam Stackhouse
2006-07	Niya Butts, Vonn Read, Pam Stackhouse

Mitchell Era

2007-08	Niya Butts, Wendy Palmer, Vonn Read
2008-09	Kyra Elzy, Matt Insell, Wendy Palmer
2009-10	Kyra, Elzy, Matt Insell, Shalon Pillow
2010-11	Kyra, Elzy (Assoc. Head Coach), Matt Insell, Shalon Pillow
2011-12	Kyra, Elzy (Assoc. Head Coach), Matt Insell, Shalon Pillow
2012-13	Matt Insell, Shalon Pillow, Danielle Santos
2013-14	Jeff House, Shalon Pillow, Danielle Santos
2014-15	Adeniyi Amadou, Christian Stefanopoulos, Tamika Williams

COACHING SPOTLIGHT

NIYA BUTTS



Niya Butts served as an assistant coach at Kentucky for five years and is now in her seventh season as the head coach of the Arizona women's basketball program.

JENERRIE EVERETTE



Former Wildcat Jenerrie Everette (2001-04) is in her first season as the head coach at Massachusetts-Lowell.

WENDY PALMER



Wendy Palmer was an assistant coach for two seasons under Matthew Mitchell is in her fifth season as the head coach at University of North Carolina at Greensboro.

CAROLYN PECK



Carolyn Peck served as an assistant under Bernadette Mattox and is now a college and professional basketball analyst for ESPN.

JENNY PFEIFFER



Former Wildcat Jenny Pfeiffer (2003-04, 2006-07) is the head women's basketball coach at Coker College, a Division II university in Hartsville, S.C.



**KENTUCKY WOMEN'S
BASKETBALL 2014-15**
OUR SEASON

ALL-TIME TEAMS



1974-75

Back Row (L-R): Janie Begley, Sally Bussell, Pam Browning, Karen Kidd, Liz March, Carol Mindell, Brenda Wheeler, Linda Finamore, Manager.
Front Row (L-R): Coach Sue Feamster, Wendy Martin, Ceal Barry, Ann French Thomas, Laura Schwager, Susie Sweitzer, Pam Sullivan, Cynthia Douglas, Manager.



1975-76

Back Row (L-R): Coach Sue Feamster, Lisa Kidd, Brenda Wheeler, Cathy Galloway, Janet Timperman, Liz March, Terri Galloway, Ceal Barry, Terri Boyd, Debbie Mack, Manager Angie Williams.
Front Row (L-R): Noreen White, Pam Browning, Karen Lewis, Melinda Warren, Kassie Kessinger, Sally Bussell.



1976-77

Back Row (L-R): Coach Debbie Yow, Debbie Oden, Karen Lewis, Laura Upton, Ann Deters, Janet Timperman, Pam Browning, Linda Edelman, Sharon Shipley (scorekeeper), Angie Williams (Statistician).
Front Row: Mitzi Combs, Cathy Galloway, Teri Boyd, Ceal Barry, Debbie Mack.



1977-78

Back Row (L-R): Coach Debbie Yow, Maria Donhoff, Pam Browning, Laura Upton, Liz Lukschu, Jeannine Mjoseth, Janet Timperman, Assistant Coach Diane Beauchamp.
Front Row (L-R): Manager Margaret LaFontaine, Debra Oden, Linda Edelman, Geri Grigsby, Debbie Mack, Terry Boyd, Mitzi Combs, Trainer Mimi Porter.



1978-79

Back Row (L-R): Coach Debbie Yow, Trainer Mimi Porter, Tanya Fogle, Liz Lukschu, Maria Donhoff, Debra Oden, Manager Margaret LaFontaine, Assistant Coach Diane Beauchamp.
Front Row (L-R): Caroline Huelskoetter, Arlene Baluyut, Linda Edelman, Debbie Mack, Janet Timperman, Geri Grigsby, Denise Fetter, Bonnie Sizemore.



1979-80

Back Row (L-R): Trainer Mimi Porter, Coach Debbie Yow, Debra Oden, Sharon Garland, Maria Donhoff, Liz Lukschu, Valerie Still, Linda Edelman, Tanya Fogle, Manager Margaret LaFontaine, Assistant Coach Diane Beauchamp.
Front Row (L-R): Van Harden, Cathy Barber, Geri Grigsby, Patty Jo Hedges, Lea Wise, Lori Edgington.



1980-81

Back Row (L-R): Trainer Mimi Porter, Coach Terry Hall, Kathy Lokie, Maria Donhoff, Jody Runge, Liz Lukschu, Valerie Still, Tanya Fogle, Assistant Coach Dottie Berry, Graduate Assistant Margaret LaFontaine.
Front Row (L-R): Beth Kogoy, Lynette Lewis, Lori Edgington, Patty Jo Hedges, Lea Wise, Lisa Collins.



1981-82 • SEC Champions

Back Row (L-R): Coach Terry Hall, Graduate Assistant Lynn Norenberg, Kathy Lokie, Valerie Still, Jody Runge, Grace Odrick, Terri Naiser, Tanya Fogle, Assistant Coach Dottie Berry, Trainer Mimi Porter.
Front Row (L-R): Manager Michele Oberst, Lisa Collins, Donna Martin, Patty Jo Hedges, Lori Edgington, Lea Wise, Diane Stephens, Manager Gary Loyd.

ALL-TIME TEAMS



1982-83

Back Row (L-R): Assistant Coach Dottie Berry, Trainer Sue Stanley, Terri Naiser, Valerie Still, Jody Runge, Sally Loughton, Karen Mosley, Leslie Nichols, Lisa Collins, Graduate Assistant Lynn Norenberg, Coach Terry Hall. **Front Row (L-R):** Diane Stephens, Donna Martin, Patty Jo Hedges, Lea Wise, Audre Andrew, Lynnette Lewis.



1983-84

Back Row (L-R): Coach Terry Hall, Graduate Assistant Robin Board, Leslie Nichols, Debbie Miller, Karen Mosley, Melanie Warren, Jody Runge, Melissa Napier, Assistant Coach Mike Kindred, Volunteer Assistant Patty Jo Hedges, Trainer Sue Stanley. **Front Row (L-R):** Sandy Harding, Julie Duerring, Lisa Collins, Lynnette Lewis, Diane Stephens and Donna Martin.



1984-85

Back Row (L-R): Graduate Assistant Robin Board, Assistant Coach Mike Kindred, Laurie Huggens, Shelly Miller, Michelle Smith, Melanie Warren, Karen Mosley, Debbie Miller, Coach Terry Hall. **Front Row (L-R):** Nancy Cowan, Monique Tarantini, Michele Pennie, Leslie Nichols, Diane Stephens, Belitta Croley, Sandy Harding.



1985-86

Back Row (L-R): Coach Terry Hall, Trainer Sue Stanley, Laurie Huggens, Shelly Miller, Karen Mosley, Melanie Warren, Debbie Miller, Leslie Nichols, Assistant Coach Cindy Noble, Assistant Coach Donna Murphy. **Front Row (L-R):** Michele Pennie, Monique Tarantini, Pam Shrum, Jodie Whitaker, Bebe Croley, Lynne Elbert, Sandy Harding.



1986-87

Back Row (L-R): Assistant Coach Cindy Hauserman, Assistant Coach Donna Murphy, Lynne Elbert, Pam Shrum, Laurie Huggens, Shannon Freeman, Melanie Warren, Davitria Harrell, Debbie Miller, Bebe Croley, Coach Terry Hall, Trainer Sue Stanley. **Front Row (L-R):** Kris Miller, Monique Tarantini, Michele Pennie, Lora Spencer, Mary Jane White, Jodie Whitaker, Sandy Harding.



1987-88

Back Row (L-R): Trainer Sue Stanley, Assistant Coach Cindy Noble Hauserman, Beth Ousley, Pam Shrum, Angel Stevens, Davitria Harrell, Shannon Freeman, Lora Spencer, Debbie Hoskins, Julie Whitaker, Assistant Coach Andy Barnes, Coach Sharon Fanning. **Front Row (L-R):** Kris Miller, Mary Jane White, Monique Tarantini, Michele Pennie, Bebe Croley, Jodie Whitaker, Tracye Davis.



1988-89

Back Row (L-R): Publicist Rena Vicini, Manager Jenn Holman, Assistant Coach Andy Barnes, Assistant Coach Cindy Noble, Mary Custard, Pam Shrum, Angel Stevens, Lora Spencer, Vanessa Foster-Sutton, Jamie Hobgood, Stacy McIntyre, Coach Sharon Fanning, Trainer Sue Stanley, Graduate Assistant Jane Dalton, Manager Sharon McCauley. **Front Row (L-R):** Kris Miller, Malinka Sahi, Theresa Stewart, Jodie Whitaker, Ruth Mountain, Kristi Cushenberry, Tracye Davis.



1989-90 • WNIT Champions

Back Row (L-R): Assistant Coach Karen Booker, Graduate Assistant Lisa Bressman, Graduate Assistant Jane Dalton, Assistant Coach Jerry McLaughlin, Mia Daniel, Vanessa Foster-Sutton, Cathy Proctor, Lisa Ellis, Patressa Leonard, Josh Mills, Trainer Sue Stanley, Manager Susan Crabtree, Manager Tracy Livingston, Coach Sharon Fanning. **Front Row (L-R):** Kris Miller, Stacy McIntyre, Tracye Davis, Kristi Cushenberry, Tammy Dowdell, Jennifer Johnson, Malinka Sahi.

ALL-TIME TEAMS



1990-91

Back Row (L-R): Graduate Assistant Ilene Hauser, Graduate Assistant Lisa Bressman, Jennifer Gray, Christe Jordan, Cathy Proctor, Tedra Eberhart, Coach Sharon Fanning, Jocelyn Mills, Rebekah Reasor, Tiundra Love, Pattressa Leonard, Assistant Coach Karen Booker, Assistant Coach Jerry McLaughlin. **Front Row (L-R):** Trainer Lucretia Hunter, Manager Mia Daniel, Stacy McIntyre, Jamie Hobgood, Tracye Davis, Kristi Cushenberry, Kayla Campbell, Karen Killen, Manager Jennifer Johnson, Manager Stacy Buzzanca.



1991-92

Back Row (L-R): Publicist Gail Dent, Assistant Coach Jerry McLaughlin, Assistant Coach Myra Fishback, Jocelyn Mills, Cathy Proctor, Christe Jordan, Karri Koach, Coach Sharon Fanning, Jennifer Gray, Pattressa Leonard, Tiundra Love, Mia Daniel, Student Asst. Brandi Dunigan, Trainer Kim Bartley, Graduate Asst. Ilene Hauser. **Front Row (L-R):** Mgr. Kevin Quatman, Manager Diana Pardee, Stacey Reed, Kayla Campbell, Rebekah Reasor, Stacy McIntyre, Kristi Cushenberry, Tedra Eberhart, Karen Killen, Mgr. Stacy Buzzanca, Trainer Charlie Penny.



1992-93

Back Row (L-R): Manager Sherri Hammons, Graduate Assistant Jennifer Kroll, Coach Jerry McLaughlin, Christina Jansen, Christe Jordan, Karri Koach, Coach Sharon Fanning, Jennifer Gray, Becky McKinley, Julie Swarens, Coach Ilene Hauser, Manager Nancy Eckland, Graduate Trainer Heidi Britten. **Front Row (L-R):** Manager Steven Duanhoo, Student Trainer Ericka Kennedy, Stacey Reed, Kayla Campbell, Cathy Proctor, Jocelyn Mills, Mia Daniel, Tedra Eberhart, Manager Brandi Dunigan, Manager Kevin Quatman.



1993-94

Back Row (L-R): Publicist Gail Dent, Grad. Asst. Trainer Jennifer Wheeler, Student Trainer Jennifer Stewart, Academic Asst. Ester Cruz, Chrissy Roberts, Lyssa Simpson, Anne Sarkalahti, Karri Koach, Keeoma Warford, Stephanie Higginbotham, Stephanie Baker, Mgr Steven Duanhoo, Mgr Nancy Eckland, Mgr Jeanna Wagner, Staff Asst. Lee Reedy. **Front Row (L-R):** Coach Sharon Fanning, Asst. Coach Jerry McLaughlin, Stacey Reed, Tedra Eberhart, Kayla Campbell, Jennifer Gray, Christe Jordan, Christina Jansen, Julie Swarens, Asst. Coach Ilene Hauser, Grad. Asst. Coach Jennifer Kroll.



1994-95

Back Row (L-R): Assistant Coach Karen Booker, Shaundra Roberts, Keeoma Wardford, Kim Denkins, Anne Sarkalahti, Vonda Jackson, Latasha Peterson, Stephanie Higginbotham, Assistant Coach Dawn Bryant. **Front Row (L-R):** Coach Sharon Fanning, Kristie Combs, Christina Jansen, Stephanie Baker, Karri Koach, Stacey Reed, Julie Swarens-Beickman, Chrissy Roberts, Graduate Assistant Kerry Cremeans.



1995-96

Back Row (L-R): Assistant Coach Ken Byrd, Assistant Coach Carolyn Peck, Shawn Manning, Marcia Webb, Kim Denkins, Vonda Jackson, Carmen Greenfield, Assistant Coach Kerry Cremeans, Coach Bernadette Locke-Mattox. **Front Row (L-R):** Domonique Mitchell, Tiffany Wait, Christina Jansen, Julie Swarens-Beickman, Shaundra Roberts, Torri Tillman.



1996-97

Back Row (L-R): Assistant Coach Ken Byrd, Coach Bernadette Mattox, Tiffany Wait, Kim Denkins, Katie Vieth, Vonda Jackson, Shawn Manning, Assistant Coach Leslie Nichols, Assistant Coach Mollie McClure. **Front Row (L-R):** Natalie Martinez, Nikki Hay, Shaundra Roberts, Robyn Embry, Patrice Boyd.



1997-98

Back Row (L-R): Coach Bernadette Mattox, Assistant Coach Rick Griffith, Stephanie Christman, Vonda Jackson, Katie Vieth, Kim Denkins, Laura Meadows, Assistant Coach Millie McClure, Assistant Coach Leslie Nichols. **Front Row (L-R):** Natalie Martinez, Natasha Ross, Tiffany Wait, Nikki Hay, Patrice Boyd, Jaye Barnes, Kenya Young.

ALL-TIME TEAMS



1998-99

Back Row (L-R): Coach Bernadette Mattox, Assistant Coach Meghan Burke, Assistant Coach Rick Griffith, Shantia Owens, Laura Meadows, Tanesha Seaton, Stephanie Christian, Assistant Coach Meghan Burke, Assistant Coach Rick Griffith. **Front Row (L-R):** Natalie Martinez, Rae Keith, Carolyn Alexander, Tiffany Wait, Jaye Barnes, Kenya Young, Erica Jackson, LaTonya McDole.



1999-00

Back Row (L-R): Assistant Coach Rick Griffith, Assistant Coach Leslie Nichols, Tanesha Seaton, Shantia Owens, Katie Vieth, Laura Meadows, Stephanie Christian, LaTonya McDole, Assistant Coach Meghan Burke, Coach Bernadette Mattox. **Front Row (L-R):** Nikki Young, Natalie Martinez, Carolyn Alexander, Tiffany Wait, Melissa Langelier, Erica Jackson, Rita Adams.



2000-01

Back Row (L-R): Trainer Amy Plas Marlin, Assistant Coach Meghan Burke, Assistant Coach Rick Griffith, Assistant Coach Leslie Nichols, Strength and Conditioning Graduate Assistant Jason Nehring. **Middle Row (L-R):** Sharon "Nieces" Patterson, Shambrica Jones, Aisha Bonels, Sella Helm, LaTonya McDole, Alvine Mendeng. **Front Row (L-R):** Danyelle Payne, Dasieka Hawthorne, Nikki Young, Coach Bernadette Mattox, Rita Adams, Kristin Connoly, Stephanie Stoglin.



2001-02

Back Row (L-R): Trainer Amy Marlin, Assistant Coach Trey Clark, Assistant Coach Rick Griffith, Assistant Coach Leslie Nichols, Strength and Conditioning Graduate Asst. Jason Nehring. **Middle Row (L-R):** Danyelle Payne, Shambrica Jones, Keiko Miller-Tate, Sella Helm, LaTonya McDole, Alvine Mendeng, Jenerie Everette, Stephanie Stoglin. **Front Row (L-R):** Dasieka Hawthorne, Sara Potts, Coach Bernadette Mattox, Kristin Connoly, Rita Adams.



2002-03

Back Row (L-R): Trainer Pam Waller, Assistant Coach Trey Clark, Assistant Coach Scott Groninger, Assistant Coach Leslie Nichols, Strength and Conditioning Graduate Asst. Jason Nehring. **Middle Row (L-R):** Kristen Grassi, Jenerie Everette, Keiko Tate, Jennifer Humphrey, Sella Helm, Stephanie Stumbo (not pictured), Shambrica Jones, Danyelle Payne. **Front Row (L-R):** Jenny Pfeiffer, Rita Adams, Coach Bernadette Mattox, Sara Potts, Raquel Ellis.



2003-04

Back Row (L-R): Afton Perry, Jennifer Goin, Keiko Tate, Jennifer Humphrey, Sella Helm, Jenerie Everette, Shambrica Jones, Stephanie Stumbo, E'Lisa Ladson. **Front Row (L-R):** Assistant Coach Matthew Mitchell, Coach Mickie DeMoss, Angela Phillips, Nastassia Alcuis, Danyelle Payne, Jenny Pfeiffer, Sara Potts, Raquel Ellis, Assistant Coach Niya Butts, Assistant Coach Pam Stackhouse.



2004-05

Back Row (L-R): Chante' Bowman, Keiko Tate, Eleia Roddy, Jennifer Humphrey, Sarah Elliott, Afton Perry, Stephanie Stumbo, Sade Buley. **Front Row (L-R):** Assistant Coach Matthew Mitchell, Coach Mickie DeMoss, Angela Phillips, Nastassia Alcuis, Danyelle Payne, Sara Potts, Samantha Mahoney, Assistant Coach Pam Stackhouse, Assistant Coach Niya Butts.



2005-06

Back Row (L-R): LaQweshia "Moe" Gamble, Jennie Jackson, Jennifer "Lanky" Humphrey, Sarah Elliott, Eleia Roddy, Afton Perry, Stephanie Stumbo, Chante' Bowman. **Front Row (L-R):** Assistant Coach Vonn Read, Head Coach Mickie DeMoss, Carly Ormerod, Orenna Taylor, Samantha Mahoney, Nastassia Alcuis, Jenny Pfeiffer, Assistant Coach Pam Stackhouse, Assistant Coach Niya Butts.



KENTUCKY WOMEN'S BASKETBALL 2014-15
OUR SEASON

ALL-TIME TEAMS



2006-07

Back Row (L-R): Brittany Edelen, Jenn'e Jackson, Jennifer Humphrey, Sarah Elliott, Eleia Roddy, Lydia Watkins, Amani Franklin.
Front Row (L-R): Assistant Coach Vonn Read, Head Coach Mickie DeMoss, Carly Ormerod, Chante' Bowman, Nastassia Alcuis, Samantha Mahoney, Jenny Pfeiffer, Moe Gamble, Assistant Coach Pam Stackhouse, Assistant Coach Niya Butts.



2007-08

Back Row (L-R): Christian Stefanopoulos (Video Coordinator), Leslie Lusk (Student Trainer), Melinda Redinger (Mgr.), Stephanie Tracey-Simmons (Strength Coach), Tricia Matysak (Head Trainer), Katie Kaiser (Mgr.), Beth Davis (Administrative Assistant). **Middle Row (L-R):** Assistant Coach Wendy Palmer, Assistant Coach Vonn Read, Lydia Watkins, Jenn'e Jackson, Eleia Roddy, Sarah Elliott, Catina Bett, Amani Franklin, Victoria Dunlap, (Assoc. Head Coach Niya Butts), Pam Stackhouse (Asst. AD/Women's Basketball), Matthew Mitchell (Head Coach). **Front Row (L-R):** Brittany Edelen, Amber Smith, Carly Ormerod, Chante' Bowman, Samantha Mahoney, Carly Morrow, Ali Lomax, Chelsea Chowning.



2008-09

Back Row (L-R): Lindsay Halligan (Mgr.), Dr. Robert Hosey (Team Doctor), Dean DiMarco (Mgr.), Melinda Redinger (Mgr.), Stephanie Tracey-Simmons (Strength Coach), Tricia Matysak (Head Trainer), David Stefanopoulos (Mgr.), Donovan Rogers (Mgr.), Angelique Moss (Student Trainer). **Middle Row (L-R):** Pam Stackhouse (Asst. AD/Women's Basketball), Sarah Rowe, Amani Franklin, Jenn'e Jackson, Jackie Sanders, Catina Bett, Eleia Roddy, Lydia Watkins, Victoria Dunlap, Rebecca Gray, Keyla Snowden, Christian Stefanopoulos (Video Coordinator). **Front Row (L-R):** Assistant Coach Kyra Elzy, Matthew Mitchell (Head Coach), Brittany Edelen, Carly Ormerod, Amber Smith, Carly Morrow, Assistant Coach Matt Insell, Assistant Coach Wendy Palmer.



2009-10

Back Row (L-R): Stephanie Campbell (Admin. Assistant), Brian Sensibaugh (Mgr.), B.J. Hazelwood (Mgr.), Stephanie Tracey-Simmons (Strength Coach), Christian Stefanopoulos (Video Coordinator), Donovan Rogers (Mgr.), David Stefanopoulos (Mgr.), Amy Tilley (Recruiting Assistant). **Middle Row (L-R):** Assistant Coach Matt Insell, Assistant Coach Shalon Pillow, Amani Franklin, Brittany Henderson, Anna Cole, Lydia Watkins, Victoria Dunlap, Assistant Coach Kyra Elzy, Pam Stackhouse (Asst. AD/Women's Basketball). **Front Row (L-R):** A'dia Mathies, Rebecca Gray, Crystal Riley, Matthew Mitchell (Head Coach), Amber Smith, Carly Morrow, Keyla Snowden. (Not pictured: Bernisha Pinkett)



2010-11

Back Row (L-R): Kyra Elzy (Associate Head Coach), Sarah Gerichs (Student Athletic Trainer), Karen Hewitt (Video Coordinator), Stephanie Campbell (Admin. Assistant), Nikki Stewart (Recruiting Assistant), Phillip Smith (Mgr.), David Stefanopoulos (Mgr.), Brian Sensibaugh (Mgr.), Donovan Rogers (Mgr.), Shalon Pillow (Assistant Coach). **Middle Row (L-R):** Assistant Coach Matt Insell, Stephanie Tracey-Simmons (Strength Coach), Amber Smith, Carly Morrow, Brittany Henderson, Samantha Drake, Sarah Beth Barnette, Victoria Dunlap, A'dia Mathies, Courtney Jones (Senior Athletic Trainer), Pam Stackhouse (Asst. AD/Women's Basketball). **Front Row (L-R):** Maegan Conwright, Jennifer O'Neill, Crystal Riley, Matthew Mitchell (Head Coach), Keyla Snowden, Bernisha Pinkett, Kastine Evans.



2011-12

Back Row (L-R): Sarah Gerichs (Student Athletic Trainer), Amy Tilley (Staff Support Associate), Karen Hewitt (Video Coordinator), Angela Schoenherr (Staff Support Associate), Stephanie Tracey-Simmons (Strength & Conditioning Coach), Courtney Jones (Senior Athletic Trainer), Kalee Robertson (Mgr.), Rachel Smith (Mgr.), Storm Dickerson (Mgr.). **Middle Row (L-R):** Brian Sensibaugh (Mgr.), Kevin Stewart (Mgr.), Kastine Evans, Maegan Conwright, Brittany Henderson, DeNesha Stallworth, Samantha Drake, Azia Bishop, Samarie Walker, Bra'Shey Ali, Bria Goss, Donovan Rogers (Mgr.), David Stefanopoulos (Mgr.). **Front Row (L-R):** Ukari Figgs (Asst. AD/Women's Basketball), Kyra Elzy (Associate Head Coach), Bernisha Pinkett, Crystal Riley, Amber Smith, Matthew Mitchell (Head Coach), Keyla Snowden, Jennifer O'Neill, A'dia Mathies, Matt Insell (Assistant Coach), Shalon Pillow (Assistant Coach).

ALL-TIME TEAMS



2012-13

Back Row (L-R): Morgan Jett (Mgr.), Amy Tilley (Staff Support Associate), Courtney Jones (Senior Athletic Trainer), Angela Schoenherr (Staff Support Associate), Tiffany Hayden (Academic Counselor), Brian Sensibaugh (Mgr.), Brice Littlepage (Mgr.), Justin McKinley (Mgr.), Storm Dickerson (Mgr.). **Middle Row (L-R):** Bob Dunn (Video Coordinator), Crystal Riley (Student Assistant), Shalon Pillow (Assistant Coach), Danielle Santos (Assistant Coach), Brittany Henderson, Jelleah Sidney, Denesha Stallworth, Samantha Drake, Azia Bishop, Samarie Walker, Maegan Conwright, Matt Insell (Assistant Coach), Ukari Figgs (Asst. AD/Women's Basketball), Stephanie Tracey-Simmons, Strength & Conditioning Coach. **Front Row (L-R):** Bernisha Pinkett, Jennifer O'Neill, Bria Goss, Matthew Mitchell (Head Coach), A'dia Mathies, Kastine Evans and Janee Thompson.



2013-14

Back Row (L-R): Danielle Santos (Assistant Coach), Jeff House (Assistant Coach), Shalon Pillow (Assistant Coach), Storm Dickerson (Mgr.), Morgan Jett (Mgr.), Brice Littlepage (Mgr.), Tiffany Hayden (Academic Counselor), Justin Mathis (Mgr.), Courtney Jones (Senior Athletic Trainer), Beth Price (Staff Support Associate), Amy Tilley (Administrative Support Associate). **Middle Row (L-R):** Bob Dunn (Video Coordinator), Kyvin Goodin-Rogers, Jelleah Sidney, DeNesha Stallworth, Samantha Drake, Azia Bishop, Samarie Walker, Bernisha Pinkett, Ukari Figgs (Asst. AD/Women's Basketball), John Spurlock (Strength & Conditioning Coach), Crystal Riley (Staff Support Associate). **Front Row (L-R):** Linnae Harper, Bria Goss, Kastine Evans, Matthew Mitchell (Head Coach), Jennifer O'Neill, Janee Thompson, Makayla Epps.

ALL-TIME ROSTER BY PREVIOUS COLLEGE/UNIVERSITY

1981-82	Terri Naiser – Hanover College	2000-01	Shareon Patterson – Pensacola Junior College
1984-85	Shelly Miller – Penn St. (played volleyball)	2002-03	Racquel Ellis – Cincinnati St. Community College Kristen Grassi – Hill Junior College Samantha Newton – Wabash Valley Junior College
1988-89	Mary Custard – Lees Junior College Vanessa Foster-Sutton – Truett-McConnell Junior College Ruth Ann Mountain – Lees Junior College Malinka Salhi – Independence Junior College Theresa Stewart – Lees Junior College	2003-04	Nastassia Alcius – Dayton E'Lisa Ladson – Wesleyan College (Ga.)
1989-90	Lisa Ellis – Oregon St., Long Beach St.	2007-08	Chelsea Chowning – Xavier
1990-91	Rebekah Reasor – Chowah Junior College	2008-09	Rebecca Gray – North Carolina Jackie Sanders – Gulf Coast Community College Keyla Snowden – Akron
1993-94	Stephanie Baker – Sullivan Junior College	2009-10	Crystal Riley – LSU
1996-97	Nikki Hay – Northeastern Oklahoma Junior College	2010-11	Samarie Walker – Connecticut DeNesha Stallworth – California
1997-98	Jaye Barnes – Florida Community College	2012-13	Jelleah Sidney – Chipola Junior College
1998-99	Erica Jackson – Central Florida Community College Rae Keith – Cincinnati St. Community College Shantia Owens – Trinity Valley Community College	2013-14	Ivana Jakubcova – Murray State College

CATS IN THE PROFESSIONAL/INTERNATIONAL RANKS



WILDCATS IN THE PROS

Victoria Dunlap

Washington Mystics (WNBA), 2011-2012
Ankara (Turkey), 2011
Hapoel Rishon Lezion (Israel), 2012
Seattle Storm (WNBA), 2012

Kastine Evans

Leicester Riders (England), 2014-present

Amani Franklin

BC Nokia (Finland), 2012-2013
TG 1889 Sandhausen (Germany), 2011-2012
TSV Amicitia Viernheim (Germany), 2010-2011

Jennifer Humphrey

Basket Landes (France), Sept. 2011-2013
Basket Landes (France), Oct. 2010 - May 2011
Calais (France), Sept. 2009 - April 2010
Basket Landes (France), Jan. 2009 - April 2009
Maccabi Bnot Ashod (Israel), Oct. 2008 - Dec. 2008
Lodz (Poland), Oct. 2007 - April 2008

A'dia Mathies

Los Angeles Sparks (WNBA), 2013-14
Ramat Hasharon (Israel) 2014-present



Shantia Owens

Miami Sol (WNBA), 2000
Charlotte Sting (WNBA), 2000-2002
Gran Canaria (Spain), 2000
Ensino (Spain), 2000
Mersin (Turkey), 2006
Boa Viagem (Portugal), 2007
Odra Brzeg (Poland), 2007-2008

Eleia Roddy

Ensino (Spain), 2010

Valerie Still

Columbus Quest (APL), 1996-99
Washington Mystics (WNBA), 1999
Orlando Miracle (WNBA), 2002,
Assistant Coach
Washington Mystics (WNBA), 2001,
Assistant Coach
GBC Milano (Italy), 1983-1985
GEAS/ Spagetti Express Sesto San Giovanni
Italy), 1985-1988
Nuvenia Magenta (Italy), 1988-1990
Pool Comense Como (Italy), 1990-1991
Sireg Alzate Brianza (Italy), 1991-1992
Conad Cesena (Italy), 1992-1993
Familia Schio (Italy), 1994

DeNesha Stallworth

Stadium Casablanca (Spain), 2014-present

Tiffany Wait

Orlando Miracle (WNBA), 2000-2002

Samarie Walker

Stadium Casablanca (Spain), 2014-present



2014 WNBA DRAFT

DeNesha Stallworth Connecticut Sun
3rd round (25th pick overall)

2013 WNBA DRAFT

A'dia Mathies Los Angeles Sparks
1st round (10th pick overall) - *Highest pick in program history*

2011 WNBA DRAFT

Victoria Dunlap Washington Mystics
1st round (11th pick overall)


2000 WNBA DRAFT

Shantia Owens Phoenix Mercury
4th round (53rd pick overall)*

*Did not play for team that drafted her

PROFESSIONAL AWARDS/HONORS

- 1997, ABL Finals MVP, Valerie Still, Columbus Quest
- 1998, ABL Finals MVP, Valerie Still, Columbus Quest
- All-ABL Team (top 10 players in the ABL League), Valerie Still
- 8-time Italian League All-Star, Valerie Still



A'DIA MATHIES

CATS REPRESENT AMERICA



STACEY REED



PATTY JO HEDGES



BEBE CROLEY

Linnae Harper (2013)

Harper played for the U19 World Championship team, helping the USA reach a 9-0 record and win a gold medal in Lithuania. She averaged 8.4 points, 5.0 rebounds, 3.6 assists and 2.0 steals per game.

Liz Lukschu/Maria Donhoff (1978)

Both Lukschu and Donhoff won a silver medal in the Junior Pan American Games (1978) with the USA National Junior Women's Basketball team that toured South America.

Valerie Still (1980, 81, 82)

Following her freshman and junior year, Still played for the USA R. William Jones Cup team in Taipei, Taiwan. In the summer of 1981, she competed for the U.S. in the World University Games in Romania, where she helped lead the team to a silver medal.

Patty Jo Hedges (1983)

Hedges was a member of the silver medal winning 1983 USA World Championship Team which compiled a 6-2 record in Sao Paulo, Brazil. Hedges was also a member of the gold medal winning 1983 Junior Pan American Games, which registered a perfect 5-0 record in Caracas, Venezuela.

Bebe Croley (1985, 86)

Croley represented UK two straight years (1985 and '86) on the USA Select squad. In the summer of 1985, Croley and the US squad toured Europe and participated in the Jones Cup competition in Taiwan. In 1986, the Select team competed in the Canadian Invitational games. It marked the second straight year Bebe was named to the USA team.

Jodie Whitaker (1986, 87)


Whitaker played on the Gold medal-winning South squad in the summer of 1986 and went on to compete on the USA Junior Pro team that competed in the Jones Cup tournament in Taiwan in 1987.

Stacey Reed (1995)

Reed won a silver medal as a member of the World University Games Team. She then helped the USA Basketball's Jones Cup team take a Gold medal in Taiwan. She was a member of the USA Junior Select team in the summer of 1992.

Bernadette Mattox (1998)

Mattox was the first head coach for a women's basketball team at UK to be selected to coach at the USA Women's World Championship. Mattox helped lead the 1998 World Championship team to an 8-0 record and its third gold medal by defeating Russia 71-65.



LINNAE HARPER

RETIRED JERSEY - VALERIE STILL

UK's All-Time Leading Scorer and Rebounder, UK Hall of Fame Charter Class

Some programs have a once-in-a-lifetime player who serves as a standard for all future student-athletes. An exceptional personality. An outstanding role model. A great basketball player. For Kentucky, that player is Valerie Still.

Although Still played long ago (1979-83), she remains the "Top Cat" in UK women's basketball annals. She was honored as such on Jan. 12, 2003 with a jersey retirement ceremony at halftime of the Alabama game. She became the first female letter winner in any UK sport to have her jersey retired.

Still is the leader among all Wildcats (men or women) for career scoring (2,763) and rebounding (1,525). She was a three-time consensus All-American. She led the program in scoring four-straight seasons with a career average of 23.2 points. At one point during the 1981-82 season, she led the nation in both scoring and rebounding before finishing second in both categories (24.8 ppg and 14.3 rpg).

She led the Cats to their highest national ranking (4th) in 1983 and helped UK roll up a 30-game home court win streak from 1980-82. In 1983, Still led the sixth-ranked Cats to an 80-66 upset over powerhouse Old Dominion before a record crowd of 10,622 in UK's Memorial Coliseum.


After leaving Kentucky, Still had a successful career in the Italian Professional League. While in Italy, Still was a television actress and hosted her own TV show, "Still Basket." She is also an accomplished print model and a professional caliber jazz, pop and concert pianist.

Upon her return to the United States, Still became a charter member of the American Basketball League for Women and was a two-time MVP of the ABL Championship Series. Still later played for the Washington Mystics of the WNBA before retiring from basketball. She also was an assistant coach for the Orlando Miracle for two seasons.

Still returned to Lexington to complete her degree in animal sciences and graduated with honors in 2001. She went on to earn a master's degree in African American and African studies at The Ohio State University and is working on a doctorate dissertation from there as well.

In September 2005, Still was inducted into the charter class in the newly created UK Athletics Hall of Fame. She was the only female of the 88 inductees.

Still currently lives in Palmyra, N.J. with her son, Aaron, who is attending the Naval Academy Preparatory School. Recently, Still has starred in OWN's "Mom's Got Game" a reality show which explores the relationship with former WNBA basketball star Pamela McGee and her 25-year-old son, Denver Nuggets center, JaVale McGee. She also owns a publishing company, STILL Publications. One of her first projects was the release of UK legendary sports writer Russell Rice's latest book on UK basketball, "Big Blue Nation: Kentucky's Native Sons and Daughters."



Still was presented with the key to the city of Lexington in 2003.

UK Athletics Director Mitch Barnhart and former UK President Dr. Lee Todd, Jr., present Still with her Hall of Fame honor in September 2005.





KENTUCKY CAREER RECORDS

GAMES PLAYED

Player	Years	G
1. A'dia Mathies (G)	2010-13	140
2. Kastine Evans (G)	2011-14	139
3. Brittany Henderson (F)	2010-13	136
4. Victoria Dunlap (F)	2008-11	133
5. Sam Mahoney (G)	2005-08	132
Sarah Elliott (C)	2005-08	132
Bernisha Pinkett (G)	2011-14	132
7. Chante Bowman (G)	2005-08	128
8. Amani Franklin (G)	2007-10	127
9. Amber Smith (G)	2008-12	123
10. Tiffany Wait (G)	1995-2000	122

GAMES STARTED

Player	Years	G
1. A'dia Mathies	2010-13	139
2. Victoria Dunlap	2008-11	133
3. Sam Mahoney	2005-08	121
4. Valerie Still	1979-83	119
5. Tiffany Wait	1995-2000	117
6. Lea Wise	1979-83	116
7. Stacey Reed	1991-95	110
8. Patty Jo Hedges	1979-83	109
Amber Smith	2008-12	109
10. Leslie Nichols	1982-86	108

CAREER SCORING

Player	Season	G	Avg	Pts
1. Valerie Still (C)	1979-83	119	23.2	2,763
2. A'dia Mathies (G)	2010-13	140	14.4	2,014
3. Victoria Dunlap (F)	2008-11	133	13.9	1,846
4. Leslie Nichols (F)	1982-86	111	18.2	1,797
5. Sam Mahoney (G)	2005-08	132	12.1	1,601
5. Pam Browning (C)	1974-78	107	14.9	1,598
7. Sara Potts (G/F)	2001-05	117	13.4	1,563
8. Sarah Elliott (C)	2005-08	132	11.4	1,502
9. Liz Lukschu (C)	1977-81	119	12.5	1,488
10. SeSe Helm (C)	2000-04	108	13.8	1,487

SCORING AVERAGE

Player	Season	G	Pts	Avg
1. Valerie Still	1979-83	119	2,763	23.2
2. Leslie Nichols	1982-86	111	1,797	18.2
3. Pam Browning	1974-78	n/a	1,598	14.9
4. A'dia Mathies	2010-13	140	2,014	14.4
5. Bebe Croley	1984-88	94	1,399	14.2
6. Victoria Dunlap	2008-11	133	1,846	13.9
7. SeSe Helm	2000-04	108	1,487	13.8
8. Sara Potts	2001-05	117	1,563	13.4
9. Stacey Reed	1991-95	114	1,482	13.0
10. Jodie Whitaker	1985-89	111	1,433	12.9

FIELD GOALS MADE

Player	Seasons	G	FGA	FGM
1. Valerie Still	1979-83	123	1,931	1,118
2. Leslie Nichols	1982-86	111	1,448	757
3. A'dia Mathies	2010-13	140	1,687	712
4. Victoria Dunlap	2008-11	133	1,473	696
5. Sarah Elliott	2005-08	132	1,221	657
6. SeSe Helm	2000-04	108	1,195	590
7. Elisabeth Lukschu	1977-81	119	999	586
8. Jodie Whitaker	1985-89	111	1,317	571
9. Belitta Croley	1984-88	94	1,148	569
10. Sam Mahoney	2005-08	132	1,436	560

FIELD GOALS ATTEMPTED

Player	Seasons	G	FGM	FGA
1. Valerie Still	1979-83	123	1,118	1,931
2. A'dia Mathies	2010-13	140	712	1,687
3. Victoria Dunlap	2008-11	133	696	1,473
4. Leslie Nichols	1982-86	111	757	1,448

5. Sam Mahoney	2005-08	132	560	1,436
6. Sara Potts	2001-05	117	552	1,389
7. Stacey Reed	1991-95	114	512	1,318
8. Jodie Whitaker	1985-89	111	571	1,317
9. Sarah Elliott	2005-08	132	657	1,221
10. SeSe Helm	2000-04	108	590	1,195

FIELD GOAL PERCENTAGE (MIN. 400 ATTEMPTS)

Player	Seasons	FGM	FGA	Pct
1. Liz Lukschu	1977-81	586	999	.587
2. Valerie Still	1979-83	1,118	1,931	.578
3. Debbie Miller	1983-87	396	699	.560
4. Sarah Elliott	2005-08	657	1,221	.538
5. Leslie Nichols	1982-86	757	1,448	.523
6. J. Humphrey	2003-07	365	714	.511
7. Karen Mosley	1982-86	470	909	.510
8. Lisa Collins	1980-84	415	815	.509
9. DeNesha Stallworth	2013-14	332	662	.502
10. Samarie Walker	2012-14	339	677	.501

3-POINT FIELD GOALS MADE

Player	Years	Pct	3FGA	3FG
1. Sara Potts	2001-05	.377	719	271
2. A'dia Mathies	2010-13	.368	481	177
3. Keyla Snowden	2010-2012	.369	477	176
4. Stacey Reed	1991-95	.320	548	175
5. Jenny Pfeiffer	2003-07	.347	467	162
6. Jennifer O'Neill	2011-Present	.360	397	143
7. Tiffany Wait	1995-2000	.361	319	115
8. Sam Mahoney	2005-08	.318	355	113
9. Kristi Cushenberry	1988-92	.397	277	110
10. Carly Morrow	2008-11	.273	395	108

3-POINT FIELD GOALS ATTEMPTED

Player	Years	Pct	3FG	3FGA
1. Sara Potts	2001-05	.377	271	719
2. Stacey Reed	1991-95	.320	176	548
3. A'dia Mathies	2010-13	.368	177	481
4. Keyla Snowden	2010-2012	.369	176	477
5. Jenny Pfeiffer	2003-07	.347	162	467
6. Jennifer O'Neill	2011-Present	.360	143	397
7. Carly Morrow	2008-11	.273	108	395
8. Christina Jansen	1992-96	.252	98	388
9. Sam Mahoney	2005-08	.318	113	355
10. Tiffany Wait	1995-2000	.361	115	319

3-PT FIELD GOAL PERCENTAGE (MIN. 200 ATT.)

Player	Years	3FG	3FGA	Pct
1. Kristi Cushenberry	1988-92	110	277	39.7
2. Sara Potts	2001-05	271	719	37.7
3. Keyla Snowden	2010-2012	176	477	36.9
4. Jodie Whitaker	1985-89	80	217	36.8
A'dia Mathies	2010-13	177	481	36.8
6. Shaunda Roberts	1994-96	103	284	36.2
7. Tiffany Wait	1995-2000	115	319	36.1
8. Jennifer O'Neill	2011-Present	143	397	36.0
9. Mia Daniel	1989-93	90	253	35.5
10. Jenny Pfeiffer	2003-07	162	467	34.7

FREE THROWS MADE

Player	Seasons	G	PCT.	FTA	FTM
1. Valerie Still	1979-83	119	.704	748	527
2. Victoria Dunlap	2008-11	133	.623	714	445
3. A'dia Mathies	2010-13	140	.700	590	413
4. Tiffany Wait	1996-2000	122	.792	500	396
5. Sam Mahoney	2005-08	132	.675	545	368
6. Kristi Cushenberry	1989-92	118	.780	407	318
7. Elisabeth Lukschu	1978-81	119	.687	460	316
8. Bria Goss	2012-Present	106	.825	377	311
9. Stacy McIntyre	1989-92	116	.710	416	296
10. Selia Helm	2001-04	108	.789		369



KENTUCKY CAREER RECORDS

291

FREE THROWS ATTEMPTED

Player	Seasons	G	PCT.	FTM	FTA
1. Valerie Still	1979-83	119	.861	527	748
2. Victoria Dunlap	2008-11	133	.623	445	714
3. A'dia Mathies	2010-13	140	.700	413	590
4. Sam Mahoney	2005-08	132	.675	368	545
5. Tiffany Wait	1996-2000	122	.792	396	500
6. Liz Lukschu	1978-81	119	.687	316	460
7. Stacy McIntyre	1989-92	116	.710	296	416
8. Kristi Cushenberry	1989-92	118	.780	318	407
9. LaTonya McDole	1999-2002	117	.571	232	406
10. Jocelyn Mills	1990-93	103	.660	267	402

FREE THROW PERCENTAGE (MIN. 200 ATT.)

Player	Seasons	G	FTM	FTA	PCT.
1. Jenny Pfeiffer	2003-07	119	247	287	.861
2. Bria Goss	2012-Present	106	311	377	.825
3. Amani Franklin	2007-10	127	192	233	.824
4. Jodie Whitaker	1986-89	111	211	259	.810
5. Tiffany Wait	1996-2000	122	396	500	.792
6. Debbie Miller	1984-87	109	300	239	.790
7. Selia Helm	2001-04	108	291	369	.789
8. Sara Potts	2002-05	117	188	240	.783
9. Kristi Cushenberry	1989-92	118	318	407	.780
10. Sandy Harding	1984-87	111	173	224	.770

REBOUNDS

Player	Seasons	G	Avg	Reb
1. Valerie Still	1979-83	119	12.8	1,525
2. Victoria Dunlap	2008-11	133	8.3	1,099
3. J. Humphrey	2003-07	129	7.5	964
4. Leslie Nichols	1982-86	111	7.9	877
5. Sarah Elliott	2005-08	132	6.1	800
6. Debra Oden	1976-80	109	7.2	785
7. Samarie Walker	2012-14	96	8.1	777
8. Kim Denkins	1994-98	107	7.1	762
9. Liz Lukschu	1977-81	119	6.1	722
10. LaTonya McDole	1998-2002	116	6.1	711

REBOUNDING AVERAGE (MIN. 50 GAMES PLAYED)

Player	Seasons	G	Reb	Avg
1. Valerie Still	1979-83	119	1,525	12.8
2. Victoria Dunlap	2008-11	133	1,099	8.3
3. Samarie Walker	2012-14	96	777	8.1
4. Leslie Nichols	1982-86	111	877	7.9
5. J. Humphrey	2003-07	129	964	7.5
6. Debra Oden	1976-80	109	785	7.2
7. Kim Denkins	1994-98	107	762	7.1
8. Jocelyn Mills	1989-93	103	703	6.8
9. Bebe Croley	1984-88	94	599	6.4
10. SeSe Helm	2000-04	108	672	6.2

ASSISTS

Player	Seasons	G	Avg	Asst
1. Patty Jo Hedges	1980-83	120	6.091	731
2. Sandy Harding	1983-87	111	6.360	706
3. Jodie Whitaker	1985-89	111	4.180	464
Lea Wise	1979-83	120	3.866	464
4. Stacey Reed	1991-95	114	3.877	442
5. Amber Smith	2008-12	123	3.455	425
6. Rita Adams	1999-2003	110	3.636	400
7. Tracye Davis	1987-91	113	3.247	367
8. A'dia Mathies	2010-13	140	2.493	349
9. Tiffany Wait	1995-2000	122	2.778	339

ASSISTS PER GAME (MIN. 50 GAMES PLAYED)

Player	Seasons	G	Asst	Avg
1. Sandy Harding	1983-87	111	706	6.360
2. Patty Jo Hedges	1979-83	120	731	6.091
3. Jodie Whitaker	1985-89	111	464	4.180

4. Stacey Reed	1991-95	114	442	3.877
5. Lea Wise	1979-83	120	464	3.866
6. Angela Phillips	2003-05	62	230	3.710
7. Rita Adams	1999-2003	110	400	3.636
8. Amber Smith	2008-2012	123	425	3.455
9. Tracye Davis	1987-91	113	367	3.247
10. Leslie Nichols	1982-86	111	323	2.909

BLOCKS

Player	Seasons	G	Avg	Blks
1. Sarah Elliott	2005-08	132	1.47	195
2. Victoria Dunlap	2008-11	133	1.34	178
3. Valerie Still	1979-83	119	1.31	156
4. J. Humphrey	2003-07	129	0.83	107
5. Leslie Nichols	1982-86	111	0.92	102
6. Azia Bishop	2012-Present	101	0.97	99
7. Samarie Walker	2011-14	96	1.00	96
8. Laura Meadows	1997-2000	89	1.17	95
9. Rita Adams	1999-2003	110	0.74	81
Shantia Owens	1998-2000	61	1.33	81

BLOCKS PER GAME (MIN. 50 BLOCKS)

Player	Seasons	G	Blks	Avg
1. Sarah Elliott	2005-08	132	195	1.47
2. DeNesha Stallworth	2012-14	65	87	1.34
3. Shantia Owens	1998-2000	61	81	1.33
Victoria Dunlap	2008-11	133	178	1.33
5. Valerie Still	1979-83	119	156	1.31
6. Victoria Dunlap	2008-11	100	129	1.29
7. Laura Meadows	1997-2000	89	95	1.17
8. Lisa Ellis	1988-90	59	68	1.15
9. Samarie Walker	2011-14	96	96	1.00
10. Azia Bishop	2012-Present	101	99	0.98

STEALS

Player	Seasons	G	Avg	Stls
1. A'dia Mathies	2010-13	140	2.286	320
2. Stacey Reed	1991-95	114	2.710	309
3. Victoria Dunlap	2008-11	133	2.310	307
4. Leslie Nichols	1982-86	111	2.504	278
5. Patty Jo Hedges	1979-83	120	2.266	272
6. Rita Adams	1999-2003	110	2.427	267
7. LaTonya McDole	1998-2002	117	2.076	243
8. Christina Jansen	1992-96	107	2.140	229
9. Sandy Harding	1983-87	111	2.018	224
10. Valerie Still	1979-83	119	1.689	201

STEALS PER GAME (MIN. 75 STEALS)

Player	Seasons	G	Stls	Avg
1. Stacey Reed	1991-95	114	309	2.710
2. Leslie Nichols	1982-86	111	278	2.504
3. Rita Adams	1999-2003	110	267	2.427
4. Victoria Dunlap	2008-11	133	307	2.310
5. A'dia Mathies	2010-13	140	320	2.286
6. Patty Jo Hedges	1979-83	120	272	2.266
7. Christina Jansen	1992-96	107	229	2.140
8. LaTonya McDole	1998-2002	117	243	2.076
9. Sandy Harding	1983-87	111	224	2.018

DOUBLE-DOUBLES (OVERALL/POINTS-REBOUNDS)

Player	Total
1. Valerie Still	66
2. Leslie Nichols	33
3. Victoria Dunlap	31
4. Jocelyn Mills	22
5. Kim Denkins	20
Samarie Walker	20
7. Jennifer Humphrey	16
Eleia Roddy	16
9. DeNesha Stallworth	15
10. Selia Helm	14



TEAM SEASON TOP-10 PERFORMANCES

POINTS

Pts	Year
1. 2845	2013-14
2. 2733	1977-78
3. 2713	2012-13
4. 2662	2009-10
5. 2589	2011-12
6. 2544	1981-82
7. 2540	1989-90
8. 2494	1980-81
9. 2421	1979-80
10. 2412	2010-11

POINTS PER GAME

PPG	Year
1. 83.5	1979-80
2. 83.4	1982-83
3. 81.9	1989-90
4. 81.3	2013-14
5. 80.4	1990-91
6. 80.4	1980-81
7. 80.1	1985-86
8. 79.5	1981-82
9. 78.0	1977-78
10. 77.9	1993-94

SCORING MARGIN

PPG	Year
1. 17.7	1979-80
2. 17.5	2012-13
3. 16.0	1989-90
4. 14.5	2011-12
5. 14.4	1980-81
6. 14.3	2009-10
7. 12.9	1982-83
8. 12.8	2013-14
9. 9.8	1985-86
10. 9.5	1981-82

REBOUNDS

Rebounds	Year
1. 1513	2013-14
2. 1426	1977-78
3. 1413	1978-79
4. 1410	2012-13
5. 1400	2006-07
6. 1377	1981-82
7. 1368	2009-10
8. 1340	1989-90
9. 1340	1980-81
10. 1334	2004-05

FGS MADE

Made	Year
1. 1096	1977-78
2. 1045	1981-82
3. 1029	2013-14
4. 1004	1980-81
5. 1001	2012-13
6. 987	1985-86
7. 983	1979-80
8. 971	1989-90
9. 929	1982-83
10. 925	2011-12

FG ATTEMPTS

FG Attempts	Year
1. 2550	1977-78
2. 2392	2012-13
4. 2369	2013-14
3. 2302	2011-12
5. 2216	2009-10
6. 2155	2010-11
7. 2140	1981-82
8. 2091	2006-07
9. 2084	1989-90
10. 2049	1979-80

3-POINT FIELD GOALS MADE

Made	Year
1. 240	2012-13
2. 211	2011-12
3. 192	Current
4. 187	2009-10
5. 182	2010-11
6. 164	1994-95
7. 162	2004-05
8. 158	2002-03
9. 157	1991-92
10. 156	1993-94

3PT ATTEMPTS

3PT Attempts	Year
1. 731	2012-13
2. 659	2011-12
3. 597	2010-11
4. 588	2009-10
5. 564	2013-14
6. 548	1994-95
7. 524	2006-07
8. 502	1992-93
9. 477	2008-09
10. 475	2004-05

FTS MADE

Made	Year
1. 631	2009-10
2. 595	2013-14
3. 572	2010-11
4. 560	1989-90
5. 543	1991-92
6. 541	1977-78
7. 528	2011-12
8. 514	1998-99
9. 486	1980-81
10. 477	1982-83

FTS ATTEMPTED

FT Attempts	Year
1. 631	2009-10
2. 595	2013-14
3. 572	2010-11
4. 560	1989-90
5. 543	1991-92
6. 541	1977-78
7. 528	2011-12
8. 514	1998-99
9. 486	1980-81
10. 477	1982-83

ASSISTS

Assists	Year
1. 665	1981-82
2. 590	1980-81
3. 575	1985-86
4. 567	1989-90
5. 536	1982-83
6. 511	1983-84
7. 509	1979-80
8. 496	2013-14
9. 483	2003-04
10. 480	1977-78

BLOCKS

Blocks	Year
1. 181	2012-13
2. 152	2006-07
3. 145	2009-10
4. 141	2007-08
5. 141	2013-14
6. 135	2005-06
7. 130	1999-00
8. 129	2011-12
9. 125	2004-05
10. 116	1980-81

TURNOVERS FORCED

Forced TOs	Year
1. 939	2011-12
2. 853	2012-13
3. 823	2009-10
4. 817	2010-11
5. 790	1989-90
6. 699	2013-14
7. 686	1977-78
8. 666	1993-94
9. 651	1999-2000
10. 649	1990-91

STEALS

Steals	Year
1. 429	2012-13
2. 422	2011-12
3. 418	2009-10
4. 382	1990-91
5. 373	2010-11
6. 372	1989-90
7. 345	1993-94
8. 344	1980-81
9. 343	2013-14
10. 341	1985-86

Note: Records kept since the 1977-78 season



TEAM SINGLE-GAME TOP-10 PERFORMANCES

POINTS

- 133 vs. Baylor (12/6/13)
- 121 vs. Kentucky State (11/24/89)
- 117 vs. Bradley (11/27/13)
- 116 vs. Lipscomb (11/21/13)
- 114 vs. Kent State (11/23/90)
- 112 vs. Florida Atlantic (12/30/2000)
- 111 vs. Charleston (1/31/86)
- 109 vs. Grambling (12/29/13)
109 vs. National College (2/22/84)
- 108 vs. Ole Miss (2/13/14)
108 vs. Miami (Fla.) (2/8/86)

REBOUNDS

- 67 vs. Wright State (3/22/14)
- 66 vs. Rutgers (1/12/80)
66 vs. National College (2/9/82)
- 65 vs. Cincinnati (2/10/93)
- 63 vs. Morehead State (11/23/12)
63 vs. Kent State (11/23/90)
63 vs. Duquesne (11/24/90)
63 vs. Alabama-Birmingham (2/1/91)
- 62 vs. Murray State (11/26/10)
- 61 vs. Florida A&M (11/21/04)
61 vs. Morris Brown (12/23/02)

FGS MADE

- 53 vs. Kentucky State (11/24/89)
- 52 vs. Kentucky State (11/24/89)
- 45 vs. Bradley (11/27/13)
45 vs. Lipscomb (11/21/13)
45 vs. Morris Brown (12/23/02)
- 44 vs. Wright State (3/22/14)
- 40 vs. Georgia Southern (11/13/13)
40 vs. Eastern Kentucky (2/1/94)
- 39 vs. Kent State (11/23/90)
39 vs. Ohio State (11/28/90)
39 vs. Marist (11/26/93)
39 vs. Baylor (12/6/13)
39 vs. DePaul (12/7/12)

FG ATTEMPTS

- 101 vs. Marshall (2/1/78)
- 93 vs. Baylor (12/6/13)
- 90 vs. Jacksonville State (11/15/11)
- 89 vs. Bradley (11/27/13)
89 vs. Southern Miss (11/19/11)
- 86 vs. Lipscomb (11/21/13)
86 vs. Morris Brown (12/23/02)
- 85 vs. Alabama (3/8/92)
- 84 vs. Ole Miss (2/18/13)
84 vs. Sam Houston State (11/25/11)

FG PERCENTAGE

- 74.1 vs. Alabama (2/7/87) 35-49
- 60.9 vs. Nicholls State (12/21/04) 39-64
- 60.7 vs. Arkansas (2/18/07) 34-56
- 60.3 vs. Tennessee State (12/22/05) 38-63
- 59.3 vs. Duquesne (11/28/03) 32-54
59.3 vs. Chattanooga (3/20/05) 35-59
- 57.6 vs. UAB (12/18/04) 34-59
- 57.1 vs. Miami Ohio (12/1/09) 36-63
- 55.9 vs. DePaul (12/12/13) 33-59

3-POINT FIELD GOALS MADE

- 14 vs. Mississippi State (1/8/12)
- 13 vs. Detroit (12/1/93)
- 12 vs. Charleston Southern (12/10/04)
12 vs. Stetson (11/22/05)
12 vs. USC Upstate (11/25/12)
12 vs. Auburn (1/20/13)
12 vs. Gonzaga (3/25/12)
12 vs. Miami Ohio (12/1/09)
- 11 vs. Eastern Kentucky (2/18/93)
11 vs. Miami Ohio (12/21/02)
11 vs. Alabama (2/23/03)
11 vs. High Point (1/6/04)
11 vs. Miami Ohio (11/28/12)
11 vs. Arkansas-Pine Bluff (12/11/11)
11 vs. Arkansas (1/5/12)
11 vs. Middle Tennessee (12/29/10)

3PT ATTEMPTS

- 32 vs. Southern Miss (11/19/11)
32 vs. UCLA (12/28/94)
- 31 vs. Alabama (1/6/13)
31 vs. Arkansas-Pine Bluff (12/11/11)
31 vs. Morehead State (11/17/09)
- 30 vs. USC Upstate (11/25/12)
30 vs. Mississippi State (1/8/12)
30 vs. Western Kentucky (12/5/95)

FTS MADE

- 49 vs. Baylor (12/6/13)
- 36 vs. Miami Ohio (11/14/10)
36 vs. Louisville (12/20/09)
- 33 vs. Louisville (2/19/92)
33 vs. Vanderbilt (1/23/11)
- 32 vs. Arkansas-Pine Bluff (12/11/11)
- 29 vs. North Carolina A&T (1/1/09)
29 vs. Memphis State (12/4/93)
29 vs. Ohio State (1/7/92)
- 28 vs. Grambling State (12/29/13)

FTS ATTEMPTED

- 66 vs. Baylor (12/6/13)
- 54 vs. Miami Ohio (11/14/10)
- 52 vs. Louisville (12/20/09)
- 50 vs. Louisville (2/19/92)
- 48 vs. Vanderbilt (1/23/11)
- 44 vs. Arkansas-Pine Bluff (12/11/11)
- 43 vs. Memphis State (12/4/93)
- 41 vs. Miami Ohio (12/21/02)
41 vs. Mississippi Valley State (1/1/10)
- 40 vs. Grambling State (12/29/13)
40 vs. Florida Atlantic (11/18/07)

FT PERCENTAGE (MIN 10 MADE)

- 100.0 vs. Morehead (1977)
100.0 vs. Chattanooga (11-of-11) (3/20/04)
100.0 vs. Missouri (12-of-12) (1/13/13)
100.0 vs. Furman (11-of-11) (12/6/08)
- 95.8 vs. Wake Forest (23-of-24) (12/30/04)
- 95.5 vs. UConn (21-of-22) (3/27/12)
95.5 vs. Florida (21-of-22) (2/18/10)
- 94.7 vs. South Carolina (18-of-19) (2/21/10)
- 93.3 vs. Vanderbilt (14-of-15) (2/9/03)
- 92.9 vs. Indiana (13-of-14) (12/4/89)

ASSISTS

- 34 vs. Western Kentucky (2/16/81)
- 33 vs. Michigan (1/23/82) and Detroit (12/28/83)
- 32 vs. Kentucky State (11/24/89)
- 31 vs. Eastern Kentucky (1/5/86)
31 vs. Detroit (2/26/86)
- 30 vs. East Carolina (11/28/87)
30 vs. Mississippi State (11/15/90)
30 vs. Valdosta State (11/27/83)
30 vs. Seton Hall (12/5/81)
- 29 vs. Eastern Kentucky (2/1/94)
29 vs. Tennessee State (11/15/87)
29 vs. Old Dominion (1/23/87)
29 vs. Charleston (12/19/82)
29 vs. Florida (12/31/81)
29 vs. LSU (2/27/82)

BLOCKS

- 19 vs. North Carolina A&T (12/6/06)
- 12 vs. Wright State (3/22/14)
12 vs. Tennessee State (12/22/05)
- 11 vs. Mississippi State (11/13/08)
11 vs. Winthrop (1/3/00)
11 vs. Kentucky State (1/16/89)
- 10 vs. Ole Miss (1/14/07)
10 vs. UT-Martin (12/28/99)
10 vs. Morehead State (11/23/12)
10 vs. Texas A&M (2/18/13)
10 vs. McNeese State (11/28/09)
10 vs. Furman (12/6/08)
10 vs. Indiana (12/9/88)

TURNOVERS FORCED (83-84)

- 49 vs. Arkansas Pine Bluff (12/11/11)
- 48 vs. Jacksonville State (11/15/11)
- 46 vs. Stetson (12/20/89)
- 42 vs. Nebraska Omaha (11/23/11)
- 40 vs. Mississippi Valley State (1/1/10)
- 38 vs. USC Upstate (11/25/12)
38 vs. Louisville (12/20/09)
- 36 vs. Alcorn State (12/28/12)
36 vs. Morehead (11/12/10)
36 vs. Charleston (1/31/86)

STEALS (83-84)

- 28 vs. West Virginia (12/12/93)
- 25 vs. Eastern Illinois (12/17/90)
25 vs. Arkansas Pine Bluff (12/21/10)
- 24 vs. Georgia Southern (11/13/13)
24 vs. Morehead State (2/20/90)
- 22 vs. Louisville (1/19/94)
22 vs. UT-Chattanooga (11/30/81)
- 21 vs. USC Upstate (11/25/12)
21 vs. Arkansas Pine Bluff (12/11/11)
21 vs. Louisville (12/20/09)
21 vs. Mississippi State (1/4/92)
21 vs. Miami (Ohio) (11/26/91)
21 vs. Carson-Newman (12/13/80)
21 vs. Morehead State (3/4/78)

Note: Records kept since the 1977-78 season



KENTUCKY INDIVIDUAL SINGLE-GAME RECORDS

SCORING

Player, Opponent (Date)	PTS
1. Jennifer O'Neill vs. Baylor (12/6/13)	43
2. Valerie Still vs. Charleston (12/19/82)	42
3. Valerie Still vs. Florida (2/20/82)	41
4. Bebe Croley vs. Morehead State (12/20/87)	40
5. Valerie Still vs. Indiana (12/6/80)	39
6. Valerie Still vs. Indiana (12/15/79)	38
Valerie Still vs. Ohio State (12/2/82)	38
Valerie Still @ Rutgers (2/16/83)	38
9. Valerie Still vs. Indiana State (11/7/81)	37
10. Pam Browning vs. Central Mo. and EKU (76-77)	35
Pam Browning vs. Eastern Kentucky (76-77)	35
Valerie Still @ Georgia (2/6/82)	35
Valerie Still @ Murray State (12/10/80)	35

FIELD GOALS MADE

Player, Opponent (Date)	FGM
1. Valerie Still @ Florida (2/20/82)	18
2. Valerie Still @ Rutgers (2/16/83)	16
Valerie Still vs. Seton Hall (12/5/81)	16
Valerie Still @ Georgia (2/6/82)	16
Valerie Still @ Murray State (12/10/80)	16
6. Jocelyn Mills vs. Florida (2/28/93)	15
Lisa Collins vs. Vanderbilt (2/20/84)	15
Lea Wise vs. Illinois (3/14/82)	15
Valerie Still vs. Indiana State (11/7/81)	15
Valerie Still vs. Indiana (12/15/79)	15

FIELD GOALS ATTEMPTED

Player, Opponent (Date)	FGA
1. Jennifer O'Neill vs. Baylor (12/6/13)	31
2. Pam Browning @ Central Missouri (12/18/76)	29
3. Stacey Reed @ Florida (1/4/94)	28
Stacey Reed @ Ohio State (12/4/94)	28
5. Valerie Still vs. Rutgers (1/12/80)	27
6. Stacey Reed vs. Mississippi State (11/16/94)	26
Jodie Whitaker vs. Tennessee (3/5/88)	26
8. Sara Potts vs. Tennessee (1/29/04)	25
Valerie Still @ Murray State (12/10/80)	25
10. Sara Potts vs. West Virginia (3/28/05)	24
SeSe Helm vs. Florida (2/8/04)	24
Sara Potts vs. Mississippi State (2/15/04)	24
Jocelyn Mills vs. Butler (1/26/93)	24
Belitta Croley vs. Morehead State (12/20/87)	24
Leslie Nichols @ New Orleans (2/1/85)	24
Valerie Still vs. Charleston (12/19/82)	24
Valerie Still @ Florida (2/20/82)	24

FIELD GOAL PERCENTAGE (MIN. 10 ATTEMPTS)

Player, Opponent (Date)	Pct
1. Lisa Collins vs. LSU (3/3/84)	100.0 [10-10]
2. Lea Wise vs. Illinois (3/14/82)	.938 [15-16]
3. Sandy Harding vs. Alabama (2/7/87)	.909 [10-11]
4. Jennifer Humphrey vs. Miss. St. (1/25/07)	.900 [9-10]
Sarah Elliott vs. Nicholls State (12/21/04)	.900 [9-10]
Rita Adams vs. Sam Houston St. (11/23/01)	.900 [9-10]
Karri Koach @ Miss. St. (1/15/95)	.900 [9-10]
Josh Mills vs. Morehead State (2/20/90)	.900 [9-10]
9. Karen Mosley vs. National College (2/22/84)	.867 [13-15]
10. Valerie Still vs. Louisville (2/29/80)	.857 [12-14]

3-POINT FIELD GOALS MADE

Player	Opp (Date)	3FGA	3FG
1. Sara Potts	High Point (1/6/04)	12	7
	Chattanooga (3/20/05)	14	7
3. A'dia Mathies	Dayton (3/26/13)	7	6
Keyla Snowden	UT Martin (12/22/09)	6	6
Keyla Snowden	Arkansas Pine Bluff	12	6
Sara Potts	@ Alabama (2/23/03)	10	6
Jenny Pfeiffer	Long Island (12/15/02)	8	6
Tedra Eberhart	Detroit-Mercy (12/1/93)	10	6
Jenny Pfeiffer	Alabama (2/26/06)	12	6
	Florida (1/12/06)	9	6

3-POINT FIELD GOALS ATTEMPTED

Player	Opp (Date)	3FGA	3FGA
1. Shaunda Roberts	So. Carolina (1/24/96)	5	17
2. Sara Potts	Chattanooga (3/20/05)	7	14
3. Jennifer O'Neill	Texas A&M (3/10/13)	2	13
Shaunda Roberts	Marshall (2/8/96)	3	13
Shaunda Roberts	Auburn (3/1/96)	4	13
Stacey Reed	Western Ky. (12/10/93)	5	13
Jenny Pfeiffer	Oakland (3/15/07)	5	13
Keyla Snowden	LSU (3/3/12)	5	13
9. Sara Potts	High Point (1/6/04)	7	12
Sara Potts	Tennessee (1/29/04)	5	12
Rita Adams	at Auburn (2/6/03)	4	12
Mia Daniel	Auburn (1/16/93)	4	12
Jenny Pfeiffer	Alabama (2/26/06)	6	12
Jenny Pfeiffer	Old Dominion (11/18/06)	5	12
Keyla Snowden	Arkansas-PB (12/21/10)	6	12
Keyla Snowden	Notre Dame (11/21/10)	5	12

FREE THROWS MADE

Player, Opponent (Date)	FTM
1. Bernisha Pinkett vs. Vanderbilt (1/23/11)	15
2. Stacy McIntyre vs. Houston (11/30/92)	14
Valerie Still vs. Charleston (12/19/82)	14
4. Jennifer O'Neill vs. Baylor (12/6/13)	13
Pam Browning vs. Eastern Kentucky (1976-77)	13
Tiffany Wait at Miami (12/20/97)	13
Erica Jackson at Ohio State (11/19/98)	13
Tiffany Wait vs. Georgia (2/7/99)	13
Lydia Watkins at South Alabama (12/30/07)	13
Victoria Dunlap vs. Butler (11/15/09)	13

FREE THROWS ATTEMPTED

Player, Opponent (Date)	FTA
1. Jennifer O'Neill vs. Baylor (12/6/13)	19
2. Erica Jackson at Ohio State (11/19/98)	18
Bernisha Pinkett vs. Vanderbilt (1/23/11)	18
Victoria Dunlap at Arkansas (1/6/11)	18
5. Liz Lukschu vs. Morehead (1/22/80)	17
Karen Moseley vs. Auburn (2/2/86)	17
Victoria Dunlap vs. MTSU (12/28/09)	17
A'dia Mathies vs. Liberty (3/20/10)	17
9. Pam Browning vs. Mt. St. Joseph (2/21/77)	16
Valerie Still vs. Charleston (12/19/82)	16
Debbie Miller vs. Tennessee (1/24/86)	16

FREE THROW PERCENTAGE (MIN. 10 ATTEMPTS)

Player, Opponent (Date)	Pct
1. Stacey McIntyre vs. Houston (11/30/92) [14-of-14]	100.0
L. Watkins vs. South Alabama (12/30/07) [13-of-13]	100.0
Bria Goss vs. Grambling State (12/29/13) [12-of-12]	100.0
Jenny Pfeiffer vs. Xavier (12/10/03) [11-of-11]	100.0
Patty Jo Hedges vs. Cincinnati (11/27/82) [10-of-10]	100.0
Bebe Croley vs. Vanderbilt (3/4/88) [10-of-10]	100.0
Kristi Cushenberry vs. Ole Miss (2/23/92) [10-of-10]	100.0
Tiffany Wait vs. LSU (2/26/99) [10-of-10]	100.0
Jennifer O'Neill at DePaul (12/12/13) [10-of-10]	100.0
Bria Goss vs. Missouri (1/12/14) [10-of-10]	100.0

REBOUNDS

Player	Opponent (Date)	Reb
1. Valerie Still	National College (2/9/82)	27
2. Valerie Still	Rutgers (1/12/80)	26
3. Pam Browning	UT-Martin (1/22/77)	23
Victoria Dunlap	Louisville (12/5/10)	23
5. Valerie Still	UT-Chattanooga (11/30/81)	21
6. Valerie Still	Charleston (12/19/82)	20
Debra Oden	Morehead (3/4/78)	20
Jennifer Humphrey	Auburn (1/21/07)	20
DeNesha Stallworth	Mississippi State (2/27/14)	20
10. J. Humphrey	Arkansas (3/1/07)	19
11. Victoria Dunlap	Butler (11/15/09)	18
Brittany Henderson	Vanderbilt (3/5/11)	18

ASSISTS

Player	Opponent (Date)	Assists
1. Patty Jo Hedges	Cincinnati (11/15/82)	16
2. Patty Jo Hedges	LSU (2/27/82)	15
Sandy Harding	Dayton (1/14/86)	15
4. Patty Jo Hedges	Memphis State (1/3/83)	14
Jodie Whitaker	East Carolina (11/28/87)	14
6. Tracay Davis	Tennessee State (1/30/88)	13
7. Stacey Reed	Detroit (12/1/93)	12
Jodie Whitaker	Miami (2/8/86)	12
Leslie Nichols	Detroit (2/26/86)	12

BLOCKS

Player	Opponent (Date)	Blks
1. DeNesha Stallworth	Texas A&M (2/18/13)	7
2. Laura Meadows	Nebraska (11/29/99)	6
Lisa Ellis	Middle Tennessee (1/8/89)	6
Jody Runge	Memphis State (1/31/82)	6
Sarah Elliott	NCA&T (12/6/05)	6
6. Sarah Elliott	West Virginia (3/28/05)	5
Shantia Owens	Ole Miss (1/10/99)	5
Shantia Owens	Winthrop (1/3/00)	5
Lisa Ellis	Kentucky State (1/16/89)	5
Leslie Nichols	Old Dominion (1/10/86)	5
Sarah Elliott	Louisville (12/20/07)	5
Sarah Elliott	James Madison (3/26/08)	5
Sarah Elliott	Marquette (3/30/08)	5
Jenn'e Jackson	Furman (12/6/08)	5
Victoria Dunlap	Mississippi State (3/6/10)	5
Azia Bishop	Central Michigan (11/17/13)	5
DeNesha Stallworth	Wright State (3/22/14)	5

STEALS

Player	Opponent (Date)	Steals
1. Leslie Nichols	Louisville (2/14/86)	11
2. Rita Adams	VCU (12/16/01)	9
A'dia Mathies	Nebraska Omaha (11/23/11)	9
4. 13 players		8

Last, Victoria Dunlap vs. Louisville (12/20/09) and A'dia Mathies vs. Mississippi Valley State (1/11/10)



SCORING

TEAM RECORDS

MOST POINTS

Half: 64 vs. Miami (2/8/86, 2nd half) and Nebraska (3/13/99, 2nd half)

Game: 133 vs. Baylor (4OT) (12/6/13)

By an Opponent: 130 vs. Baylor (4OT) (12/6/13)

Game (both teams): 263 - UK 133 vs. Baylor 130 4OT (12/6/13)

Home Floor: 121 vs. Kentucky State (11/24/89)

Opponent's Floor: 107 @ Detroit (12/28/83)

Season: 2,845 (2013-14) (35 games)

In a Losing Game: 94 @ Ohio State (1/7/92)

Largest Halftime Lead: 41 vs. Grambling State [60-19] (12/29/13)

Largest Deficit Overcome to Win a Game:

-19 - Miami (Ohio), 53-34, 16:27 in second half, (won, 77-71) 11/21/00

Margin of Victory: 77 vs. Kentucky State [121-44] (11/24/89)

HIGHEST SCORING AVERAGE

Season: 83.5 (1979-80) [2,421 in 29 games]

HIGHEST SCORING MARGIN

Season: +17.5 (2011-12)



Jennifer O'Neill set the school record for points in a game when she scored 43 vs. Baylor on Dec. 6, 2013.

FEWEST POINTS

Game: 38, three times, last vs. Georgia Southern (11/13/13)

Season: 1,657 (1996-97) [27 games]

Both Teams: 88 (UK 43 @ Arkansas 45) (1/23/93)

Allowed in a Season: 2,054 (2000-01) [27 games]

Allowed in a Game: 23 vs. Alcorn State (12/28/12)

Half by an Opponent: 9 vs. Charleston So. (12/10/04)

Worst Defeat: 72 vs. Tennessee [38-110] (1/21/01)

INDIVIDUAL RECORDS

POINTS SCORED

Game: 43, Jennifer O'Neill vs. Baylor (12/6/13)

Season: 794, Valerie Still (1981-82)

Career: 2,763, Valerie Still (1979-83)

HIGHEST SCORING AVERAGE

Season (min. 20 games): 25.5, Pam Browning (1976-77)

Career (min. 40 games): 23.2, Valerie Still (1979-83)

CAREER LEADERS

SCORING AVERAGE

Player	Career	G	Pts	Avg
1. Valerie Still	1979-83	119	2,763	23.2
2. Leslie Nichols	1982-86	111	1,797	18.2
3. Pam Browning	1974-78	n/a	1,598	14.9
4. A'dia Mathies	2010-13	140	2,014	14.4
5. Bebe Croley	1984-88	94	1,399	14.2
6. Victoria Dunlap	2008-11	133	1,846	13.9
7. SeSe Helm	2000-04	108	1,487	13.8
8. Sara Potts	2001-05	117	1,563	13.4
9. Stacey Reed	1991-95	114	1,482	13.0
10. Jodie Whitaker	1985-89	111	1,433	12.9

SINGLE-SEASON LEADERS

POINTS

Player	Season	G	Avg	Pts
1. Valerie Still	1981-82	32	24.8	794
2. Valerie Still	1982-83	28	25.0	700
3. Pam Browning	1976-77	26	25.5	663
4. Valerie Still	1979-80	29	22.1	641
5. Victoria Dunlap	2009-10	35	18.1	633
6. Valerie Still	1980-81	30	20.9	628
7. A'dia Mathies	2011-12	36	16.1	579
8. Victoria Dunlap	2010-11	33	17.0	562
9. Stacey Reed	1993-94	28	18.2	509
10. Leslie Nichols	1984-85	27	18.4	497

BY A FRESHMAN:

Valerie Still	1979-80	29	22.1	641
A'dia Mathies	2009-10	36	13.6	491
Bria Goss	2011-12	35	11.0	384
Samantha Mahoney	2004-05	34	10.6	362
Kristi Cushenberry	1988-89	28	12.9	361

BY A SOPHOMORE:

Valerie Still	1980-81	30	20.9	628
Leslie Nichols	1983-84	27	18.4	496
A'dia Mathies	2010-11	34	12.8	435
Victoria Dunlap	2008-09	32	12.8	411

BY A JUNIOR:

Valerie Still	1980-82	28	26.6	746
Victoria Dunlap	2009-10	35	18.1	633
A'dia Mathies	2011-12	35	5.0	509

BY A SENIOR:

Valerie Still	1982-83	28	25.0	700
Victoria Dunlap	2010-11	33	17.0	562
Leslie Nichols	1985-86	29	16.7	486

SCORING AVERAGE

Player	Season	G	Pts	Avg
1. Pam Browning	1976-77	26	663	25.5
2. Valerie Still	1982-83	28	700	25.0
3. Valerie Still	1981-82	32	794	24.8
4. Valerie Still	1979-80	29	641	22.1
5. Valerie Still	1980-81	31	628	20.9
6. Leslie Nichols	1984-85	27	497	18.4
Leslie Nichols	1983-84	27	496	18.4
8. Stacey Reed	1993-94	28	509	18.2
9. Victoria Dunlap	2009-10	35	633	18.1
10. Bebe Croley	1986-87	28	495	17.7

GAME LEADERS

POINTS

Player, Opponent (Date)	Pts
1. Jennifer O'Neill vs. Baylor (12/6/13)	43
2. Valerie Still vs. Charleston (12/19/82)	42
3. Valerie Still vs. Florida (2/20/82)	41
4. Bebe Croley vs. Morehead State (12/20/87)	40
5. Valerie Still vs. Indiana (12/6/80)	39
6. Valerie Still vs. Indiana (12/15/79)	38
Valerie Still vs. Ohio State (12/2/82)	38
Valerie Still @ Rutgers (2/16/83)	38
9. Valerie Still vs. Indiana State (1/17/81)	37
10. Pam Browning vs. Central Mo. and EKU (76-77)	35
Pam Browning vs. Eastern Kentucky (76-77)	35
Valerie Still @ Georgia (2/6/82)	35
Valerie Still @ Murray State (12/10/80)	35

BY A FRESHMAN:

Valerie Still vs. Indiana (12/15/79) 38

BY A SOPHOMORE:

Valerie Still vs. Indiana (12/6/80) 39

BY A JUNIOR:

Jennifer O'Neill vs. Baylor (12/6/13) 43

BY A SENIOR:

Valerie Still vs. Charleston (12/19/82) 42

MOST POINTS IN FIRST VARSITY GAME (SINCE 1979-80)

Player, Opponent (Date)	Pts
1. Maria Donhoff vs. n/a (1977-78)	20
Laura Meadows @ Indiana (11/18/97)	20
3. Valerie Still at Cincinnati (12/1/79)	18
4. Carly Ormerod vs. IUPUI (11/18/05)	17
5. Mary Custard vs. American (11/25/88)	14
6. Pattresa Leonard vs. Kentucky State (11/24/89)	13
A'dia Mathies vs. Boston (11/13/09)	13
7. Debbie Hoskins vs. Louisville (11/27/87)	12
Josh Mills vs. Kentucky State (11/24/89)	12
Bernisha Pinkett vs. Morehead (11/12/10)	12
10. Tracye Davis vs. Louisville (11/27/87)	11
Carly Morrow vs. USC-Upstate (11/10/07)	11



YEAR-BY-YEAR SCORING - TOTAL POINTS LEADERS

Year	Player	Cl	Pos.	G	Pts	Avg.
1974-75	Pam Browning	FR	C	26	297	11.4
1975-76	Pam Browning	SO	C	20	268	13.4
1976-77	Pam Browning	JR	C	26	663	25.5
1977-78	Maria Donhoff	FR	G	33	413	12.5
1978-79	Liz Lukschu	SO	C	29	400	14.8
1979-80	Valerie Still	FR	C	29	641	22.1
1980-81	Valerie Still	SO	C	31	628	20.9
1981-82	Valerie Still	JR	C	32	794	24.8
1982-83	Valerie Still	SR	C	28	700	25.0
1983-84	Leslie Nichols	SO	F	27	496	18.4
1984-85	Leslie Nichols	JR	F	27	497	18.4
1985-86	Leslie Nichols	SR	F	29	486	16.7
1986-87	Bebe Croley	JR	F	28	495	17.7
1987-88	Bebe Croley	SR	F	23	402	17.5
1988-89	Kristi Cushenberry	FR	G/F	28	361	12.9
1989-90	Vanessa Foster-Sutton	SR	C	31	388	12.5
1990-91	Stacy McIntyre	JR	F	29	434	15.0
1991-92	Stacy McIntyre	SR	F	30	483	16.1
1992-93	Jocelyn Mills	SR	C	28	432	15.4
1993-94	Stacey Reed	JR	G	28	509	18.2
1994-95	Stacey Reed	SR	G	28	387	13.8
1995-96	Shaunda Roberts	SO	F	27	481	17.8
1996-97	Shaunda Roberts	JR	F	24	182	13.0
1997-98	Jaye Barnes	JR	F	28	411	14.7
1998-99	Tiffany Wait	JR	G	32	437	13.7
1999-2000	LaTonya McDole	SO	F	29	335	11.6
2000-01	LaTonya McDole	JR	F	27	345	12.8
2001-02	Selia "SeSe" Helm	SO	C	29	492	17.0
2002-03	Rita Adams	SR	G	25	340	13.6
2003-04	Sara Potts	JR	G/F	28	469	16.8
2004-05	Sara Potts	SR	G/F	33	530	15.6
2005-06	Sam Mahoney	SO	G	31	370	11.9
2006-07	Sarah Elliott	JR	C	34	460	13.5
2007-08	Sam Mahoney	SR	G	33	448	13.6
2008-09	Victoria Dunlap	SO	F	32	411	12.8
2009-10	Victoria Dunlap	JR	F	35	633	18.1
2010-11	Victoria Dunlap	SR	F	34	562	17.0
2011-12	A'dia Mathies	JR	G	34	509	15.0
2012-13	A'dia Mathies	SR	G	36	579	16.1
2013-14	Jennifer O'Neill	JR	G	35	441	12.6

ALL-TIME LEADING SCORERS - VARSITY CAREER (1,000-POINT CLUB)

Player (Position)	Years	Seasons	Games	Average	Points
1. Valerie Still (C)	4	1979-83	119	23.2	2,763
2. A'dia Mathies (G)	4	2010-2013	140	14.4	2,014
3. Victoria Dunlap (F)	4	2008-2011	133	13.9	1,846
4. Leslie Nichols (F)	4	1982-86	111	18.2	1,797
5. Samantha Mahoney (G)	4	2005-2008	132	12.1	1,601
6. Pam Browning (C)	4	1974-78	107	14.9	1,598
7. Sara Potts (G/F)	4	2001-2005	117	13.4	1,563
8. Sarah Elliott (C)	4	2005-2008	132	11.4	1,502
9. Elisabeth Lukschu (C)	4	1977-81	119	12.5	1,488
10. Selia "SeSe" Helm (C)	4	2000-2004	108	13.8	1,487
11. Stacey Reed (G)	4	1991-95	114	13.0	1,482
12. Tiffany Wait (G)	5	1995-2000	122	11.8	1,445
13. Jodie Whitaker (G)	4	1985-89	111	12.9	1,433
14. Kristi Cushenberry (G)	4	1988-92	118	11.5	1,358
15. Belitta Croley (F)	4	1984-88	94	14.2	1,339
16. Stacy McIntyre (F)	4	1988-92	116	10.5	1,215
17. Maria Donhoff (G)	4	1977-81	121	9.8	1,187
18. LaTonya McDole (F)	4	1998-2002	117	10.1	1,180
19. Lea Wise (G)	4	1979-83	120	9.8	1,179
20. Patty Jo Hedges (G)	4	1979-83	120	9.8	1,176
20. Jocelyn Mills (C)	4	1989-93	103	11.4	1,170
22. Karen Mosley (F)	4	1982-86	109	10.4	1,135
23. Janet Timperman (G)	4	1975-79	N/A	N/A	1,080
24. Tedra Eberhart (G)	4	1990-94	113	9.5	1,071
25. Bria Goss (G)	3	2012-Present	106	10.0	1,059
26. Kim Denkins (C)	4	1994-98	107	9.9	1,057
27. Debbie Miller (G)	4	1983-87	109	8.5	1,031
28. Laura Meadows (F)	3	1997-2000	89	11.5	1,024
29. Sandy Harding (G)	4	1983-87	111	9.2	1,023

QUICKEST TO 1,000 POINTS (BY GAMES PLAYED)

Name	Years	Games to 1,000	Date	Opponent	Total Points	Total Games
1. Valerie Still	1979-83	44	1/27/81	Eastern Kentucky	2,763	119
2. Leslie Nichols	1982-86	66	12/29/84	Old Dominion	1,797	111
3. Selia Helm	2000-2004	73	2/9/03	Vanderbilt	1,487	108
4. A'dia Mathies	2010-2013	74	11/19/11	Southern Miss	1,435	104
5. Victoria Dunlap	2008-2011	85	1/31/10	Mississippi State	1,846	133



Senior guard Bria Goss became the 29th member of UK's 1,000-point club on March 7, 2014 vs. Florida in the SEC Tournament. She has compiled 1,059 points in 106 games in her three-year career.



THREE-POINT FIELD GOALS

TEAM RECORDS

3-POINT FIELD GOALS MADE

Game: 14 vs. Mississippi State (1/8/12) [14-of-30]

Half: 11 vs. Detroit (12/1/93) [11 of 19]

Season: 240, 2012-13 [240-of-731 in 36 games]

Both Teams in a Game: 22, UK [14-of-30] - Mississippi State [8-of-11], 1/8/12

3-POINT FIELD GOALS ATTEMPTED

Game: 32 vs. UCLA (12/28/94) [8-of-32]

Season: 731 (2012-13) [240-of-731 in 36 games]

3-POINT FIELD GOAL PERCENTAGE

Game (min. 8 made): 78.6 vs. Miami (Ohio) [11-of-14], 12/21/02

Season: .380 (2002-03) [158-of-416 in 27 games]

INDIVIDUAL RECORDS

3-POINT FIELD GOALS MADE

Half: 5, Keyla Snowden vs. UT Martin (12/22/09) [5-of-6]; Amani Franklin vs. UC Santa Barbara (12/21/08) [5-of-6]; Sara Potts vs. Chattanooga (3/20/05) [7-of-14]; A'dia Mathies vs. Alabama (1/06/13) [5-of-7]

Game: 7, Sara Potts vs. High Point (1/6/04) [7-of-12]; Chattanooga (3/20/05) [7-of-14]

Season: 81, Sara Potts (2004-05) [81-of-223]

Career: 271, Sara Potts (2001-05) [271-of-719]

3-POINT FIELD GOALS ATTEMPTED

Game: 17, Shaunda Roberts vs. South Carolina (1/24/96) [5-of-17]

Season: 223, Sara Potts (2004-05) [81-223]

Career: 719, Sara Potts (2001-05) [271-of-719]

3-POINT FIELD GOAL PERCENTAGE

Game (min. 10 att.): 60.0, Sara Potts vs. Alabama (2/23/03)

[6-of-10]; Tedra Eberhart vs. Detroit-Mercy (12/1/93) [6-of-10]

Season (min. 100 att.): .454, Sara Potts (2002-03) [74-of-163]

Career (min. 200 att.): .397, Kristi Cushenberry (1988-92) [110-of-277]

CAREER LEADERS

3-POINT FIELD GOALS MADE

Player	Seasons	Pct	3FGA	3FG
1. Sara Potts	2001-05	.377	719	271
2. A'dia Mathies	2010-13	.368	481	177
3. Keyla Snowden	2010-12	.369	477	176
4. Stacey Reed	1991-95	.320	548	175
5. Jenny Pfeiffer	2003-07	.347	467	162
6. Jennifer O'Neill	2011-Present	.360	397	143
7. Tiffany Wait	1995-2000	.361	319	115
8. Sam Mahoney	2005-08	.318	355	113
9. Kristi Cushenberry	1988-92	.397	277	110
10. Carly Morrow	2008-11	.273	395	108

3-POINT FIELD GOALS ATTEMPTED

Player	Seasons	Pct	3FG	3FGA
1. Sara Potts	2001-05	.377	271	719
2. Stacey Reed	1991-95	.320	176	548
3. A'dia Mathies	2010-13	.368	177	481
3. Keyla Snowden	2010-12	.369	176	477
4. Jenny Pfeiffer	2003-07	.347	162	467
5. Jennifer O'Neill	2011-Present	.360	143	397
6. Carly Morrow	2008-11	.273	108	395
7. Christina Jansen	1992-96	.252	98	388
8. Sam Mahoney	2005-08	.318	113	355
9. Kastine Evans	2011-14	.312	104	333
10. Tiffany Wait	1995-2000	.361	115	319

3-PT FIELD GOAL PERCENTAGE (MIN. 200 ATT.)

Player	Seasons	3FG	3FGA	Pct
1. Kristi Cushenberry	1988-92	110	277	39.7
2. Sara Potts	2001-05	271	719	37.7
3. Keyla Snowden	2010-12	176	477	36.9
4. Jodie Whitaker	1985-89	80	217	36.8
A'dia Mathies	2010-13	177	481	36.8
6. Shaunda Roberts	1994-96	103	284	36.2
7. Tiffany Wait	1995-2000	115	319	36.1
8. Jennifer O'Neill	2011-present	143	397	36.0
9. Mia Daniel	1989-93	90	253	35.5
10. Jenny Pfeiffer	2003-07	162	467	34.7

SINGLE-SEASON LEADERS

3-POINT FIELD GOALS MADE

Player	Year	Pct	3FGA	3FG
1. Sara Potts	2004-05	.363	223	81
2. Sara Potts	2002-03	.454	163	74
3. A'dia Mathies	2012-13	.422	173	73
4. Jennifer O'Neill	2012-13	.356	188	67
5. Sara Potts	2003-04	.354	186	66
6. Stacey Reed	1992-93	.366	168	65
Keyla Snowden	2010-11	.380	171	65
8. Shaunda Roberts	1995-96	.367	174	64
9. Keyla Snowden	2011-12	.345	174	60
10. Jenny Pfeiffer	2006-07	.324	176	57

BY A FRESHMAN:

50 Sara Potts (147 atts.)2001-02

BY A SOPHOMORE:

74 Sara Potts (163 atts.)2002-03

BY A JUNIOR:

66 Sara Potts (186 atts.)2003-04

BY A SENIOR:

81 Sara Potts (223 atts.)2004-05

3-POINT FIELD GOALS ATTEMPTED

Player	Year	Pct	3FG	3FGA
1. Sara Potts	2004-05	36.3	81	223
2. Jennifer O'Neill	2012-13	.356	67	188
3. Jenny Pfeiffer	2006-07	.324	57	176
4. Shaunda Roberts	1995-96	.368	64	174
5. Keyla Snowden	2011-12	.345	60	174
6. A'dia Mathies	2012-13	.422	73	173
7. Stacey Reed	1992-93	.387	65	168
8. Carly Morrow	2008-09	29.4	48	163
Sara Potts	2002-03	45.4	74	163
10. Jennifer O'Neill	2013-14	36.4	55	151
Christina Jansen	1994-95	25.8	39	151

3-PT FIELD GOAL PCT. (MIN. 100 ATT.)

Player	Year	3FG	3FGA	Pct
1. Sara Potts	2002-03	74	163	45.4
2. A'dia Mathies	2012-13	73	173	42.2
3. Tiffany Wait	1998-99	46	110	41.8
4. Stacey Reed	1992-93	65	168	38.7
5. Keyla Snowden	2009-10	51	132	38.6
6. Jodie Whitaker	1987-88	48	126	38.1
7. Keyla Snowden	2010-11	65	171	38.0
8. A'dia Mathies	2011-12	51	135	37.8
9. Tedra Eberhart	1993-94	38	101	37.6
10. Amani Franklin	2008-09	46	12	36.8
Shaunda Roberts	1995-96	64	174	36.8

BY A FRESHMAN:

41.5 Carly Ormerod (49-118)2005-06

BY A SOPHOMORE:

45.4 Sara Potts (74-163)2002-03

BY A JUNIOR:

41.8 Tiffany Wait (46-100)1998-99

BY A SENIOR:

42.2 A'dia Mathies (73-173)2012-13

SINGLE-GAME HIGHS

3-POINT FIELD GOALS MADE

Player	Opp (Date)	3FGA	3FG
1. Sara Potts	High Point (1/6/04)	12	7
	Chattanooga (3/20/05)	14	7
2. A'dia Mathies	Dayton (3/26/13)	7	6
Keyla Snowden	UT Martin (12/22/09)	6	6
Keyla Snowden	Arkansas Pine Bluff	12	6
Sara Potts	@ Alabama (2/23/03)	10	6
Jenny Pfeiffer	Long Island (12/15/02)	8	6
Tedra Eberhart	Detroit-Mercy (12/1/93)	10	6
Jenny Pfeiffer	Alabama (2/26/06)	12	6
	Florida (1/12/06)	9	6

3-POINT FIELD GOALS ATTEMPTED

Player	Opp (Date)	3FG	3FGA
1. Shaunda Roberts	So. Carolina (1/24/96)	5	17
2. Sara Potts	Chattanooga (3/20/05)	7	14
3. Jennifer O'Neill	Texas A&M (3/10/13)	2	13
Shaunda Roberts	Marshall (2/8/96)	3	13
Shaunda Roberts	Auburn (3/1/96)	4	13
Stacey Reed	Western Ky. (12/10/93)	5	13
Jenny Pfeiffer	Oakland (3/15/07)	5	13
Keyla Snowden	LSU (3/3/12)	5	13

Consecutive Games Hitting a 3-Point Field Goal:

Season: 16, Sara Potts (2004-05)

Career: 25, Keyla Snowden (Feb. 18, 2010-Jan. 23, 2011)

YEAR-BY-YEAR THREE-POINT LEADERS (MIN. 20 MADE)

Year	Name	Class	Pos.	3FG	3FGA	Pct.
1987-88	Jodie Whitaker	Jr.	G	48	126	38.1
1988-89	Ruth Mountain	Jr.	G/F	22	59	37.3
1989-90	Kristi Cushenberry	So.	G	22	51	43.1
1990-91	Mia Daniel	So.	F	20	50	40.0
1991-92	Mia Daniel	Jr.	F	28	75	37.3
1992-93	Stacey Reed	So.	G	65	168	38.7
1993-94	Tedra Eberhart	Sr.	G/F	38	101	37.6
1994-95	Chrissy Roberts	So.	G	47	130	36.2
1995-96	Shaunda Roberts	So.	F	64	174	36.8
1996-97	Patrice Boyd	Fr.	F	20	50	40.0
1997-98	Laura Meadows	Fr.	G/F	43	129	33.3
1998-99	Tiffany Wait	Jr.	G	46	110	41.8
1999-2000	Natalie Martinez	Sr.	G	28	67	41.8
2000-01	Dasieka Hawthorne	Fr.	G	20	71	28.2
2001-02	Sara Potts	Fr.	G	50	147	34.0
2002-03	Sara Potts	So.	G	74	163	45.4
2003-04	Jenny Pfeiffer	So.	G	29	78	37.2
2004-05	Sara Potts	Sr.	G/F	81	223	36.3
2005-06	Carly Ormerod	Fr.	G	49	118	41.5
2006-07	Jenny Pfeiffer	Sr.	G	57	176	32.4
2007-08	Sam Mahoney	Sr.	G	40	113	35.4
2008-09	Carly Morrow	So.	G	48	163	29.4
2009-10	Keyla Snowden	So.	G	51	132	38.6
2010-11	Keyla Snowden	Jr.	G	65	171	38.0
2011-12	A'dia Mathies	Jr.	G	51	135	37.8
2012-13	A'dia Mathies	Sr.	G	73	173	42.2
2013-14	Jennifer O'Neill	Jr.	G	55	151	36.4



FREE THROWS

TEAM RECORDS

FREE THROWS MADE

Game: 49 vs. Baylor 4OT (12/6/13)
Season: 631 (2009-10)

FREE THROWS ATTEMPTED

Game: 66 vs. Baylor 4OT (12/6/13)
Season: 891 (2009-10)

FREE THROW PERCENTAGE

Game (min. 10 att.): 1.000 vs. Missouri (1/13/13) [12-of-12]; Chattanooga (3/20/04) [11-of-11]; vs. Morehead (1977)
Season: .778 (1983-84) [328-of-416]

FEWEST FREE THROWS ATTEMPTED

Game: 1 @ Vanderbilt (1/19/03); vs. Drake (3/12/86)

INDIVIDUAL RECORDS

FREE THROWS MADE

Game: 15, Bernisha Pinkett vs. Vanderbilt (1/23/11)
Season: 196, Pam Browning (1976-77)
Career: 527, Valerie Still (1979-83)

FREE THROWS ATTEMPTED

Game: 19, Jennifer O'Neill vs. Baylor (12/6/13)
Season: 263, Pam Browning (1976-77)
Career: 748, Valerie Still (1979-83)

FREE THROW PERCENTAGE

Game (min. 10 att.): 1.000, (10 times), most by Stacy McIntyre vs. Houston (11/30/91) [14-of-14]; last by Bria Goss vs. Missouri (1/12/14) [10-of-10]
Season (min. 75 att.): .887, Jenny Pfeiffer (2005-06) [94-of-106]
Career (min. 200 att.): .861, Jenny Pfeiffer (2003-07) [247-of-287]

CAREER LEADERS

FREE THROWS MADE

Player	Seasons	G	PCT.	FTA	FTM
1. Valerie Still	1979-83	119	.704	748	527
2. Victoria Dunlap	2008-11	133	.623	714	445
3. A'dia Mathies	2010-13	140	.700	590	413
4. Tiffany Wait	1996-2000	122	.792	500	396
5. Sam Mahoney	2005-08	132	.675	545	368
6. Kristi Cushenberry	1989-92	118	.780	407	318
7. Elisabeth Lukschu	1978-81	119	.687	460	316
8. Bria Goss	2012-Present	106	.825	377	311
8. Stacy McIntyre	1989-92	116	.710	416	296
9. Selia Helm	2001-04	108	.789	369	291
10. Leslie Nichols	1983-86	111	.769	368	283

FREE THROWS ATTEMPTED

Player	Seasons	G	PCT.	FTM	FTA
1. Valerie Still	1979-83	119	.861	527	748
2. Victoria Dunlap	2008-11	133	.623	445	714
3. A'dia Mathies	2010-13	140	.700	413	590
4. Sam Mahoney	2005-08	132	.675	368	545
5. Tiffany Wait	1996-2000	122	.792	396	500
6. Liz Lukschu	1978-81	119	.687	316	460
7. Stacy McIntyre	1989-92	116	.710	296	416
8. Kristi Cushenberry	1989-92	118	.780	318	407
9. LaTonya McDole	1999-2002	117	.571	232	406
10. Jocelyn Mills	1990-93	103	.660	267	402

FREE THROW PERCENTAGE (MIN. 200 ATT.)

Player	Seasons	G	FTM	FTA	PCT.
1. Jenny Pfeiffer	2003-07	119	247	287	.861
2. Bria Goss	2012-Present	106	311	377	.825
3. Amani Franklin	2007-10	127	192	233	.824
4. Jodie Whitaker	1986-89	111	211	259	.810
5. Tiffany Wait	1996-2000	122	396	500	.792
6. Debbie Miller	1984-87	109	300	239	.790
7. Selia Helm	2001-04	108	291	369	.789
8. Sara Potts	2002-05	117	188	240	.783
9. Kristi Cushenberry	1989-92	118	318	407	.780
10. Sandy Harding	1984-87	111	173	224	.770

SINGLE-SEASON LEADERS

FREE THROWS MADE

Player	Season	G	FTA	FTM
1. Pam Browning	1976-77	26	263	196
2. Victoria Dunlap	2009-10	35	254	175
3. Valerie Still	1982-83	28	212	154
4. Valerie Still	1981-82	32	199	136
5. Valerie Still	1979-80	29	183	129
6. Stacy McIntyre	1991-92	30	124	160
7. Victoria Dunlap	2010-11	33	206	145
8. Bria Goss	2013-14	35	141	127
9. Stacey Reed	1993-94	28	162	123
10. Tiffany Wait	1998-99	32	149	121
A'dia Mathies	2010-11	34	178	121

FREE THROWS ATTEMPTED

Player	Season	G	FTM	FTA
1. Pam Browning	1976-77	26	196	263
2. Victoria Dunlap	2009-10	25	175	254
3. Valerie Still	1982-83	28	154	212
4. Victoria Dunlap	2010-11	33	145	206
5. Valerie Still	1981-82	32	136	199
6. Valerie Still	1979-80	29	129	183
7. A'dia Mathies	2010-11	34	121	178
8. Stacey Reed	1993-94	28	123	162
9. Sam Mahoney	2005-08	33	106	161
10. Pam Browning	1977-78	35	112	160
Stacy McIntyre	1991-92	30	124	160

FREE THROW PERCENTAGE (MIN. 50 ATT.)

Player	Season	FTM	FTA	Pct
1. Bria Goss	2013-14	127	141	.901
2. Jenny Pfeiffer	2005-06	94	106	.887
3. Amani Franklin	2008-09	69	78	.885
4. Sara Potts	2004-05	49	58	.865
5. Jenny Pfeiffer	2006-07	69	80	.863
6. SeSe Helm	2001-02	62	72	.861
7. Keyla Snowden	2011-12	54	63	.857
8. Jenny Pfeiffer	2003-04	51	60	.850
Kristi Cushenberry	1988-89	85	100	.850
10. Chanté Bowman	2004-05	49	58	.845

CONSECUTIVE FREE THROWS MADE

Player (Seasons)	FT
1. Jenny Pfeiffer (over nine games) 2005-06	27
Bria Goss (over 10 games) 2013-14	27
3. Debbie Miller (over seven games) 1986-87	26
Jenny Pfeiffer (over five games) 2005-06	26
5. Diane Stephens (over 14 games) 1982-83	23
6. Sara Potts (over 15 games) 2004-05	22
Jenny Pfeiffer (over 11 games) 2006-07	22
8. Amani Franklin (over nine games) 2008-09	21
Stacy McIntyre (over four games) 1991-92	21
10. Amber Smith (over seven games) 2009-10	20

SINGLE-GAME LEADERS

FREE THROWS MADE

Player, Opponent (Date)	FTM
1. Bernisha Pinkett vs. Vanderbilt (1/23/11)	15
2. Stacy McIntyre vs. Houston (11/30/92)	14
Valerie Still vs. Charleston (12/19/82)	14
4. Pam Browning vs. Eastern Kentucky (1976-77)	13
Tiffany Wait at Miami (12/20/97)	13
Erica Jackson at Ohio State (11/19/98)	13
Tiffany Wait vs. Georgia (2/7/99)	13
Lydia Watkins at South Alabama (12/30/07)	13
Victoria Dunlap vs. Butler (11/15/09)	13
10. Debbie Miller vs. Tennessee (1/24/86)	12
Jodie Whitaker vs. Ohio (12/28/87)	12
Tracye Davis vs. Ole Miss (2/16/91)	12
Bria Goss vs. Grambling State (12/29/13)	12

FREE THROWS ATTEMPTED

Player, Opponent (Date)	FTA
1. Jennifer O'Neill vs. Baylor (12/6/13)	19
2. Erica Jackson at Ohio State (11/19/98)	18
Bernisha Pinkett vs. Vanderbilt (1/23/11)	18
Victoria Dunlap at Arkansas (1/6/11)	18
5. Liz Lukschu vs. Morehead (1/22/80)	17
Karen Mosely vs. Auburn (2/2/86)	17
Victoria Dunlap vs. MTSU (12/28/09)	17
A'dia Mathies vs. Liberty (3/20/10)	17
9. Pam Browning vs. Mt. St. Joseph (2/21/77)	16
Valerie Still vs. Charleston (12/19/82)	16
Debbie Miller vs. Tennessee (1/24/86)	16

FREE THROW PERCENTAGE (MIN. 10 ATTEMPTS)

Player, Opponent (Date)	Pct
1. Stacey McIntyre vs. Houston (11/30/92) [14-of-14]	100.0
Lydia Watkins vs. South Alabama (12/30/07) [13-of-13]	100.0
Bria Goss vs. Grambling State (12/29/13) [12-of-12]	100.0
Jenny Pfeiffer vs. Xavier (12/10/03) [11-of-11]	100.0
Patty Jo Hedges vs. Cincinnati (11/27/82) [10-of-10]	100.0
Bebe Croley vs. Vanderbilt (3/4/88) [10-of-10]	100.0
Kristi Cushenberry vs. Ole Miss (2/23/92) [10-of-10]	100.0
Tiffany Wait vs. LSU (2/26/99) [10-of-10]	100.0
Jennifer O'Neill at DePaul (12/12/13) [10-of-10]	100.0
Bria Goss vs. Missouri (1/12/14) [10-of-10]	100.0

YEAR-BY-YEAR FREE THROW LEADERS (MIN. 50 ATT)

Year	Name	Class	Pos.	FT	FTA	Pct.
1977-78	Linda Edelman	So.	G	38	50	.760
1978-79	Liz Lukschu	So.	C	88	122	.721
1979-80	Patty Jo Hedges	Fr.	G	40	53	.755
1980-81	Lea Wise	So.	G	39	51	.764
1981-82	Lea Wise	Jr.	G	46	63	.730
1982-83	Lea Wise	Sr.	G	62	77	.805
1983-84	Jody Runge	Sr.	C	42	50	.840
1984-85	Sandy Harding	So.	G	60	74	.811
1985-86	Leslie Nichols	Sr.	F	70	87	.804
1986-87	Sandy Harding	Sr.	G	49	67	.802
1987-88	Jodie Whitaker	Jr.	G	80	92	.870
1988-89	Kristi Cushenberry	Fr.	G/F	85	100	.850
1989-90	Kristi Cushenberry	So.	G/F	66	91	.725
1990-91	Karen Killen	Fr.	G	40	51	.784
1991-92	Stacy McIntyre	Sr.	F	124	160	.775
1992-93	Stacey Reed	So.	G	45	56	.804
1993-94	Tedra Eberhart	Sr.	G/F	86	113	.761
1994-95	Stacey Reed	Sr.	G	52	69	.754
1995-96	Shaunda Roberts	So.	F	101	125	.808
1996-97	Shaunda Roberts	Jr.	F	48	59	.814
1997-98	Tiffany Wait	So.	G/F	98	119	.824
1998-99	Tiffany Wait	Jr.	G/F	121	149	.812
1999-2000	Tiffany Wait	Sr.	G/F	79	90	.778
2000-01	SeSe Helm	So.	C	62	72	.861
2001-02	SeSe Helm	Jr.	C	92	115	.800
2002-03	Rita Adams	Sr.	G	55	73	.753
2003-04	Jenny Pfeiffer	So.	G	51	60	.850
2004-05	Sara Potts	Sr.	G/F	77	89	.865
2005-06	Jenny Pfeiffer	Jr.	G	94	106	.887
2006-07	Jenny Pfeiffer	Sr.	G	69	80	.863
2007-08	Amani Franklin	So.	G	56	69	.812
2008-09	Amani Franklin	Jr.	G	69	78	.885
2009-10	Amber Smith	Jr.	PG	115	142	.810
2010-11	Bernisha Pinkett	Fr.	G	63	81	.768
2011-12	Keyla Snowden	Sr.	G	54	63	.857
2012-13	Bria Goss	So.	G	86	102	.843
2013-14	Bria Goss	Jr.	G	127	141	.901



REBOUNDING

TEAM RECORDS

MOST REBOUNDS

Game: 67 vs. Wright State (3/22/14)
Season: 1,513 (2013-14) [35 games]
By The Opponent: 1,354 (2013-14) [35 games]

HIGHEST REBOUNDING AVERAGE

Season: 48.7 (1979-80) [1,413 in 29 games]
By An Opponent: 39.4 (2002-03) [1,064 in 27 games]

HIGHEST REBOUNDING MARGIN

Season: +16.5 (1979-80)

INDIVIDUAL RECORDS

MOST REBOUNDS

Game: 27, Valerie Still vs. National College (2/9/82)
Season: 457, Valerie Still (1981-82)
Career: 1,525, Valerie Still (1979-83)

HIGHEST REBOUNDING AVERAGE

Season: 16.8, Pam Browning (1974-75) [419 in 25 games]
Career: 12.8, Valerie Still (1979-83) [1,525 in 119 games]

CAREER LEADERS

REBOUNDS

Player	Seasons	G	Avg	Reb
1. Valerie Still	1979-83	119	12.8	1,525
2. Victoria Dunlap	2008-11	133	8.3	1,099
3. Jennifer Humphrey	2003-07	129	7.5	964
4. Leslie Nichols	1982-86	111	7.9	877
5. Sarah Elliott	2005-08	132	6.1	800
6. Debra Oden	1976-80	109	7.2	785
7. Samarie Walker	2012-14	96	8.1	777
8. Kim Denkins	1994-98	107	7.1	762
9. Liz Lukschu	1977-81	119	6.1	722
10. LaTonya McDole	1998-2002	116	6.1	711

REBOUNDING AVERAGE (MIN. 50 GAMES PLAYED)

Player	Seasons	G	Reb	Avg
1. Valerie Still	1979-83	119	1,525	12.8
2. Victoria Dunlap	2008-11	133	1,099	8.3
3. Samarie Walker	2012-14	96	777	8.1
4. Leslie Nichols	1982-86	111	877	7.9
5. Jennifer Humphrey	2003-07	129	964	7.5
6. Debra Oden	1976-80	109	785	7.2
7. Kim Denkins	1994-98	107	762	7.1
8. Jocelyn Mills	1989-93	103	703	6.8
9. Bebe Croley	1984-88	94	599	6.4
10. SeSe Helm	2000-04	108	672	6.2

SINGLE-SEASON LEADERS

REBOUNDS

Player	Season	G	Avg	Reb
1. Valerie Still	1981-82	32	14.3	457
2. Valerie Still	1979-80	29	13.9	403
3. Debra Oden	1977-78	35	10.6	371
4. Jennifer Humphrey	2006-07	34	10.3	351
5. Valerie Still	1982-83	28	12.0	336
6. Valerie Still	1980-81	30	10.9	329
7. Samarie Walker	2013-14	35	8.7	305
8. Victoria Dunlap	2009-10	35	8.4	293
Samarie Walker	2012-13	36	8.1	293
10. Victoria Dunlap	2008-09	32	8.0	290

BY A FRESHMAN:

403 Valerie Still 1980

BY A SOPHOMORE:

371 Debra Oden 1978

BY A JUNIOR:

457 Valerie Still 1982

BY A SENIOR:

351 Jennifer Humphrey 2007

REBOUNDING AVERAGE

Player	Season	G	Reb	Avg
1. Pam Browning	1974-75	25	419	16.8
2. Valerie Still	1981-82	32	457	14.3
3. Valerie Still	1979-80	29	403	13.9
4. Valerie Still	1982-83	28	336	12.0
5. Valerie Still	1980-81	30	329	10.9
6. Debra Oden	1977-78	35	371	10.6
7. Jennifer Humphrey	2006-07	34	351	10.3
8. Victoria Dunlap	2008-09	32	290	9.1
Leslie Nichols	1984-85	27	247	9.1
10. Kim Denkins	1995-96	27	242	9.0

BY A FRESHMAN:

13.9 Valerie Still (403 in 29 games) 1980

BY A SOPHOMORE:

10.9 Valerie Still (329 in 30 games) 1981

BY A JUNIOR:

14.3 Valerie Still (457 in 32 games) 1982

BY A SENIOR:

12.0 Valerie Still (336 in 28 games) 1983

SINGLE-GAME HIGHS

REBOUNDS

Player	Opponent (Date)	Reb
1. Valerie Still	National College (2/9/82)	27
2. Valerie Still	Rutgers (1/12/80)	26
3. Pam Browning	UT-Martin (1/22/77)	23
Victoria Dunlap	Louisville (12/5/10)	23
5. Valerie Still	UT-Chattanooga (11/30/81)	21
6. Valerie Still	Charleston (12/19/82)	20
Debra Oden	Morehead (3/4/78)	20
Jennifer Humphrey	Auburn (1/21/07)	20
DeNesha Stallworth	Mississippi State (2/27/14)	20
10. Jennifer Humphrey	Arkansas (3/1/07)	19

BY A FRESHMAN:

26 Valerie Still vs. Rutgers Jan. 12, 1980

BY A SOPHOMORE:

20 Debra Oden vs. Morehead March 4, 1978

BY A JUNIOR:

27 Valerie Still vs. National College Feb. 9, 1982

BY A SENIOR:

23 Victoria Dunlap vs. Louisville Dec. 5, 2010



Samarie Walker led UK in rebounding all three seasons as a Wildcat, including grabbing a career-high 8.7 rpg last season.

YEAR-BY-YEAR REBOUNDING LEADERS

Year	Name	Class	Pos.	Games	Rebounds	Avg.
1977-78	Debra Oden	So.	F	35	371	10.6
1978-79	Debra Oden	Jr.	F	29	225	7.8
1979-80	Valerie Still	Fr.	F/C	29	403	13.9
1980-81	Valerie Still	So.	F/C	30	329	10.9
1981-82	Valerie Still	Jr.	F/C	32	457	14.3
1982-83	Valerie Still	Sr.	F/C	28	336	12.0
1983-84	Leslie Nichols	So.	F	27	218	8.0
1984-85	Leslie Nichols	Jr.	F	27	247	9.1
1985-86	Leslie Nichols	Sr.	F	29	215	7.4
1986-87	Debbie Miller	Sr.	C	28	223	8.0
1987-88	Belitta Croley	Sr.	F	23	190	8.3
1988-89	V. Foster-Sutton	Jr.	C	28	172	6.1
1989-90	V. Foster-Sutton	Sr.	C	31	236	7.6
1990-91	Jocelyn Mills	So.	C	28	250	8.9
1991-92	Pattresa Leonard	Jr.	F/C	21	127	6.0
1992-93	Jocelyn Mills	Sr.	C	28	210	7.5
1993-94	Stacey Reed	Jr.	G	28	191	6.8
1994-95	Stacey Reed	Sr.	G	28	190	6.8
1995-96	Kim Denkins	So.	C	27	242	9.0
1996-97	Kim Denkins	Jr.	C	25	193	7.7
1997-98	Kim Denkins	Sr.	C	28	185	6.6
1998-99	Shantia Owens	Jr.	C	32	206	6.4
1999-2000	Shantia Owens	Sr.	C	29	219	7.6
2000-01	LaTonya McDole	Jr.	F	27	193	7.1
2001-02	SeSe Helm	So.	C	29	194	6.7
2002-03	SeSe Helm	Jr.	C	27	176	6.5
2003-04	SeSe Helm	Sr.	C	28	190	6.8
2004-05	Jennifer Humphrey	Jr.	F/C	34	199	6.0
2005-06	Jennifer Humphrey	Sr.	F/C	31	264	8.5
2006-07	Jennifer Humphrey	Sr.	F/C	34	351	10.3
2007-08	Victoria Dunlap	Fr.	F	33	228	6.9
2008-09	Victoria Dunlap	So.	F	32	290	9.1
2009-10	Victoria Dunlap	Jr.	F	35	293	8.4
2010-11	Victoria Dunlap	Sr.	F	33	288	8.7
2011-12	Samarie Walker	So.	F	25	179	7.2
2012-13	Samarie Walker	Jr.	F	36	293	8.1
2013-14	Samarie Walker	Sr.	C	35	305	8.7



KENTUCKY WOMEN'S BASKETBALL 2014-15

OUR SEASON

ASSISTS

TEAM RECORDS

MOST ASSISTS

Game: 33 vs. Michigan (1/23/82) and @ Detroit-Mercy (12/28/83)
 Season: 665 (1981-82) [32 games]

MOST ASSISTS PER GAME

Season: 20.8, (1981-82) [665 in 32 games]

INDIVIDUAL RECORDS

MOST ASSISTS

Game: 16, Patty Jo Hedges vs. Cincinnati (1/15/82)
 Season: 209, Patty Jo Hedges (1981-82) [32 games]
 Career: 731, Patty Jo Hedges (1979-83) [120 games]

MOST ASSISTS PER GAME

Season: 7.1, Patty Jo Hedges (1979-83) [200 in 28 games]
 Career: 6.4, Sandy Harding (1983-87) [706 in 111 games]

CAREER LEADERS

ASSISTS

Player	Seasons	G	Avg	Asst
1. Patty Jo Hedges	1980-83	120	6.091	731
2. Sandy Harding	1983-87	111	6.360	706
3. Jodie Whitaker	1985-89	111	4.180	464
Lea Wise	1979-83	120	3.866	464
5. Stacey Reed	1991-95	114	3.877	442
6. Amber Smith	2008-12	123	3.455	425
7. Rita Adams	1999-2003	110	3.636	400
8. Tracye Davis	1987-91	113	3.247	367
9. A'dia Mathies	2010-13	140	2.493	349
10. Tiffany Wait	1995-2000	122	2.778	339

ASSISTS PER GAME

Player	Seasons	G	Asst	Avg
1. Sandy Harding	1983-87	111	706	6.360
2. Patty Jo Hedges	1979-83	120	731	6.091
3. Jodie Whitaker	1985-89	111	464	4.180
4. Stacey Reed	1991-95	114	442	3.877
5. Lea Wise	1979-83	120	464	3.866
6. Amber Smith	2008-12	123	425	3.455
7. Angela Phillips	2003-05	62	230	3.710
8. Rita Adams	1999-2003	110	400	3.636
9. Tracye Davis	1987-91	113	367	3.247
10. Leslie Nichols	1982-86	111	323	2.909

SINGLE-SEASON LEADERS

ASSISTS

Player	Season	G	Avg	Assists
1. Patty Jo Hedges	1981-82	32	6.53	209
2. Patty Jo Hedges	1982-83	28	7.14	200
3. Sandy Harding	1986-87	28	6.60	185
4. Sandy Harding	1985-86	28	6.53	183
5. Patty Jo Hedges	1980-81	31	5.83	181
6. Jodie Whitaker	1987-88	29	6.10	177
7. Sandy Harding	1984-85	27	6.29	170
8. Sandy Harding	1983-84	28	6.00	168
9. Rita Adams	2001-02	29	5.58	162
10. Amber Smith	2009-10	36	4.47	161
11. Malinka Salhi	1989-90	31	4.70	146
12. Patty Jo Hedges	1979-80	29	4.86	141
13. Stacey Reed	1993-94	28	4.92	138
14. Lea Wise	1981-82	32	4.18	134
15. Erica Jackson	1998-99	31	4.16	129
16. Christina Jansen	1995-96	27	4.70	127
17. Lea Wise	1982-83	28	4.46	125
18. Debbie Mack	1977-78	35	3.51	123
19. Carly Ormerod	2006-07	34	3.58	122
20. Angela Phillips	2003-04	28	4.25	119
Jodie Whitaker	1985-86	29	4.10	119
22. Leslie Nichols	1985-86	29	4.00	116
23. Tracye Davis	1990-91	26	4.34	113
Stacey Reed	1994-95	28	4.03	113
25. Rita Adams	2002-03	27	4.14	112
26. Angela Phillips	2004-05	34	3.36	111
27. Tracye Davis	1989-90	31	3.48	108
28. Lisa Collins	1983-84	28	3.82	107
Janee Thompson	2013-14	35	3.10	107
30. Lea Wise	1980-81	31	3.35	104
31. Tiffany Wait	1996-97	27	3.81	103
32. Geri Grigsby	1978-79	29	3.51	102
Tracye Davis	1987-88	29	3.51	102
34. Lea Wise	1979-80	29	3.48	101
Stacey Reed	1992-93	28	3.60	101
Carly Ormerod	2005-06	31	3.30	101

BY A FRESHMAN:

168 Sandy Harding 1983-84

BY A SOPHOMORE:

181 Patty Jo Hedges 1980-81

BY A JUNIOR:

209 Patty Jo Hedges 1981-82

BY A SENIOR:

200 Patty Jo Hedges 1982-83

ASSISTS PER GAME

Player	Season	G	Assists	Avg
1. Patty Jo Hedges	1982-83	28	200	7.14
2. Patty Jo Hedges	1981-82	32	209	6.53
3. Sandy Harding	1986-87	28	185	6.60
4. Sandy Harding	1985-86	28	183	6.53
5. Patty Jo Hedges	1980-81	31	181	5.83
6. Jodie Whitaker	1987-88	29	177	6.10
7. Sandy Harding	1984-85	27	170	6.29
8. Sandy Harding	1983-84	28	168	6.00
9. Rita Adams	2001-02	29	162	5.58

SINGLE-GAME HIGHS

ASSISTS

Player	Opponent (Date)	Assists
1. Patty Jo Hedges	Cincinnati (1/15/82)	16
2. Patty Jo Hedges	LSU (2/27/82)	15
Sandy Harding	Dayton (1/14/86)	15
4. Patty Jo Hedges	Memphis State (1/3/83)	14
Jodie Whitaker	East Carolina (11/28/87)	14
6. Tracye Davis	Tennessee State (11/30/88)	13
7. Stacey Reed	Detroit (12/1/93)	12
Jodie Whitaker	Miami (2/8/86)	12
Leslie Nichols	Detroit (2/26/86)	12



Janee Thompson led UK with 107 assists last season, becoming the first Wildcat to dish out 100 or more since Amber Smith in 2009-10.

YEAR-BY-YEAR ASSIST LEADERS

Year	Player	Class	Pos.	G	Asst.	Avg.
1977-78	Debbie Mack	Jr.	G	35	123	3.5
1978-79	Geri Grigsby	So.	G	29	102	3.5
1979-80	Patty Jo Hedges	Fr.	G	29	141	4.9
1980-81	Patty Jo Hedges	So.	G	31	181	5.8
1981-82	Patty Jo Hedges	Jr.	G	32	209	6.5
1982-83	Patty Jo Hedges	Sr.	G	28	200	7.1
1983-84	Sandy Harding	Fr.	G	28	168	6.0
1984-85	Sandy Harding	So.	G	27	170	6.3
1985-86	Sandy Harding	Jr.	G	28	183	6.5
1986-87	Sandy Harding	Sr.	G	28	185	6.6
1987-88	Jodie Whitaker	Jr.	G	29	177	6.1
1988-89	Jodie Whitaker	Sr.	G	28	78	2.8
1989-90	Malinka Salhi	Sr.	G	31	146	4.7
1990-91	Tracye Davis	Sr.	G	26	113	4.3
1991-92	Stacey Reed	Fr.	G	30	90	3.0
1992-93	Stacey Reed	So.	G	28	101	3.6
1993-94	Stacey Reed	Jr.	G	28	138	4.9
1994-95	Stacey Reed	Sr.	G	28	113	4.0
1995-96	Christina Jansen	Sr.	G	27	127	4.7
1996-97	Tiffany Wait	So.	G/F	27	103	3.8
1997-98	Natalie Martinez	So.	G	28	95	3.4
1998-99	Erica Jackson	Jr.	G	31	129	4.2
1999-2000	Erica Jackson	Sr.	G	29	91	3.1
2000-01	Rita Adams	So.	G	27	88	3.3
2001-02	Rita Adams	Jr.	G	29	162	5.6
2002-03	Rita Adams	Sr.	G	27	68	2.7
2003-04	Angela Phillips	Fr.	G	28	119	4.3
2004-05	Angela Phillips	So.	G	34	111	3.3
2005-06	Carly Ormerod	Fr.	G	31	101	3.3
2006-07	Carly Ormerod	So.	G	34	122	3.6
2007-08	Samantha Mahoney	Sr.	G	33	74	2.2
2008-09	Amber Smith	So.	PG	32	114	3.6
2009-10	Amber Smith	Jr.	PG	36	161	4.5
2010-11	A'dia Mathies	So.	G	34	89	2.6
2011-12	A'dia Mathies	Jr.	G	34	93	3.4
2012-13	Jennifer O'Neill	R-So.	PG	36	99	2.7
2013-14	Janee Thompson	So.	PG	35	107	3.1



BLOCKS

TEAM RECORDS

MOST BLOCKS

Game: 19 vs. North Carolina A&T (12/6/06)
Season: 181 (2012-13) [36 games]

MOST BLOCKS PER GAME

Season: 5.0 (2012-13) [181 in 36 games]

INDIVIDUAL RECORDS

MOST BLOCKS

Game: 7, DeNesha Stallworth vs. Texas A&M (2/18/13)
Season: 66, Victoria Dunlap (2009-10) [35 games]
Career: 195, Sarah Elliott (2005-08) [132 games]

MOST BLOCKS PER GAME

Season: 1.885, Victoria Dunlap (2009-10) [66 in 35 games]
Career: 1.47, Sarah Elliott (2005-08) [195 in 132 games]

CAREER LEADERS

BLOCKS

Player	Seasons	G	Avg	Blks
1. Sarah Elliott	2005-08	132	1.47	195
2. Victoria Dunlap	2008-11	133	1.34	178
3. Valerie Still	1979-83	119	1.31	156
4. Jennifer Humphrey	2003-07	129	0.83	107
5. Leslie Nichols	1982-86	111	0.92	102
6. Azia Bishop	2012-present	101	.097	99
7. Samarie Walker	2012-2014	96	1.00	96
8. Laura Meadows	1997-2000	89	1.17	95
9. Rita Adams	1999-2003	110	0.74	81
Shantia Owens	1998-2000	61	1.33	81

BLOCKS PER GAME (MIN. 50 BLOCKS)

Player	Seasons	G	Blks	Avg
1. Sarah Elliott	2005-08	132	195	1.47
2. DeNesha Stallworth	2013-14	65	87	1.34
3. Shantia Owens	1998-2000	61	81	1.33
Victoria Dunlap	2008-11	133	178	1.33
5. Valerie Still	1979-83	119	156	1.31
6. Victoria Dunlap	2008-11	100	129	1.29
7. Laura Meadows	1997-2000	89	95	1.17
8. Lisa Ellis	1988-90	59	68	1.15
9. Samarie Walker	2012-14	96	96	1.0
10. Azia Bishop	2012-present	101	99	0.98

SINGLE-SEASON LEADERS

BLOCKS

Player	Season	G	Avg	Blks
1. Victoria Dunlap	2009-10	35	1.885	66
2. Sarah Elliott	2007-08	33	1.696	56
Samarie Walker	2012-13	36	1.555	56
4. Valerie Still	1980-81	31	1.709	53
5. DeNesha Stallworth	2012-13	35	1.485	52
6. Sarah Elliott	2006-07	34	1.471	50
7. Sarah Elliott	2004-05	34	1.484	49
Victoria Dunlap	2010-11	33	1.484	49
9. Valerie Still	1979-80	29	1.586	46
10. Pattresa Leonard	1990-91	29	1.517	44

BY A FRESHMAN:

49 Sarah Elliott2005

BY A SOPHOMORE:

53 Valerie Still1981

BY A JUNIOR:

66 Victoria Dunlap2010

BY A SENIOR:

56 Sarah Elliott2008

BLOCKS PER GAME (MIN. 30 BLOCKS)

Player	Season	G	Blks	Avg
1. Victoria Dunlap	2009-10	35	66	1.888
2. Valerie Still	1980-81	31	53	1.709
3. Sarah Elliott	2007-08	33	56	1.696
4. Valerie Still	1979-80	29	46	1.586
5. Samarie Walker	2012-13	36	56	1.555
6. Pattresa Leonard	1990-91	29	44	1.517
7. Sarah Elliott	2004-05	34	49	1.484
8. Shantia Owens	1999-2000	29	43	1.482
9. Sarah Elliott	2006-07	34	50	1.471
10. DeNesha Stallworth	2012-13	35	52	1.485

SINGLE-GAME HIGHS

BLOCKS

Player	Opponent (Date)	Blks
1. DeNesha Stallworth	Texas A&M (2/18/13)	7
2. Laura Meadows	Nebraska (11/29/99)	6
Lisa Ellis	Middle Tennessee (1/8/89)	6
Jody Runge	Memphis State (1/31/82)	6
Sarah Elliott	NCA&T (12/6/05)	6
6. Leslie Nichols	Old Dominion (1/10/86)	5
Lisa Ellis	Kentucky State (1/16/89)	5
Shantia Owens	Ole Miss (1/10/99)	5
Shantia Owens	Winthrop (1/3/00)	5
Sarah Elliott	West Virginia (3/28/05)	5
Sarah Elliott	Louisville (12/20/07)	5
Sarah Elliott	James Madison (3/26/08)	5
Sarah Elliott	Marquette (3/30/08)	5
Jenn'e Jackson	Furman (12/6/08)	5
Victoria Dunlap	Mississippi State (3/6/10)	5
Azia Bishop	Central Michigan (11/17/13)	5
DeNesha Stallworth	Wright State (3/22/14)	5

Note: Records kept since 1978-79 season



Azia Bishop led the team in blocks last season with 41. She has 99 in her career which currently ranks sixth on UK's all-time list.

YEAR-BY-YEAR BLOCKS LEADERS

Year	Player	Class	Pos	G	Blks	Avg.
1978-79	Liz Lukschu	So.	F/C	29	22	0.7
1979-80	Valerie Still	Fr.	F/C	29	46	1.6
1980-81	Valerie Still	So.	F/C	31	53	1.7
1981-82	Valerie Still	Jr.	F/C	32	39	1.2
1982-83	Leslie Nichols	Fr.	F	28	38	1.3
1983-84	Jody Runge	Jr.	C	28	32	1.1
1984-85	Leslie Nichols	Jr.	F	23	28	1.2
1985-86	Leslie Nichols	Sr.	F	30	29	1.0
1986-87	Debbie Miller	Sr.	G	28	22	0.8
	Melanie Warren	Sr.	C	28	22	0.8
1987-88	Bebe Croley	Sr.	F	29	16	0.5
1988-89	Lisa Ellis	Jr.	C	28	29	1.0
1989-90	Lisa Ellis	Sr.	C	31	39	1.2
1990-91	Pattresa Leonard	So.	F/C	29	44	1.5
1991-92	Jennifer Gray	So.	C	30	18	0.6
1992-93	Jennifer Gray	Jr.	C	28	15	0.5
1993-94	Jennifer Gray	Sr.	C	28	19	0.6
	Christe Jordan	Sr.	F	28	19	0.6
1994-95	Karri Koach	Sr.	C	28	30	1.1
1995-96	Kim Denkins	So.	C	27	15	0.5
1996-97	Kim Denkins	Jr.	C	25	13	0.5
1997-98	Laura Meadows	Fr.	G/F	28	35	1.2
1998-99	Shantia Owens	Jr.	C	32	38	1.2
1999-00	Shantia Owens	Sr.	C	29	43	1.5
2000-01	Rita Adams	So.	G	27	19	0.7
2001-02	Rita Adams	Jr.	G	29	17	0.6
2002-03	Rita Adams	Sr.	G	25	29	1.2
2003-04	Keiko Tate	Jr.	F	26	20	0.8
2004-05	Sarah Elliott	Fr.	C	34	49	1.4
2005-06	Sarah Elliott	So.	C	31	40	1.3
2006-07	Sarah Elliott	Jr.	C	34	50	1.4
2007-08	Sarah Elliott	Sr.	C	33	56	1.6
2008-09	Victoria Dunlap	So.	F	32	38	1.2
2009-10	Victoria Dunlap	Jr.	F	35	66	1.9
2010-11	Victoria Dunlap	Sr.	F	33	49	1.5
2011-12	Azia Bishop	Fr.	C	32	31	0.8
2012-13	Samarie Walker	Jr.	F	36	56	1.5
2013-14	Azia Bishop	Jr.	C	35	41	1.2



STEALS

TEAM RECORDS

MOST STEALS

Game: 28 vs. West Virginia (12/12/93)
Season: 429 (2012-13) [36 games]

MOST STEALS PER GAME

Season: 13.1 (1990-91) [29 games]

INDIVIDUAL RECORDS

MOST STEALS

Game: 11, Leslie Nichols vs. Louisville (2/14/86)
Season: 107, Victoria Dunlap (2009-10) [35 games]
Career: 320, A'dia Mathies (2010-13) [140 games]

MOST STEALS PER GAME

Season: 3.58, Rita Adams (2001-02) [104 in 29 games]; Leslie Nichols (1985-86) [104 in 29 games]
Career: 2.71, Stacey Reed (1991-95) [309 in 114 games]

CAREER LEADERS

STEALS

Player	Seasons	G	Avg	Stls
1. A'dia Mathies	2010-13	140	2.285	320
2. Stacey Reed	1991-95	114	2.710	309
3. Victoria Dunlap	2008-11	133	2.310	307
4. Leslie Nichols	1982-86	111	2.504	278
5. Patty Jo Hedges	1979-83	120	2.266	272
6. Rita Adams	1999-2003	110	2.427	267
7. LaTonya McDole	1998-2002	117	2.076	243
8. Christina Jansen	1992-96	107	2.140	229
9. Sandy Harding	1983-87	111	2.018	224
10. Valerie Still	1979-83	119	1.689	201

STEALS PER GAME (MIN. 75 STEALS)

Player	Seasons	G	Stls	Avg
1. Stacey Reed	1991-95	114	309	2.710
2. Leslie Nichols	1982-86	111	278	2.504
3. Rita Adams	1999-2003	110	267	2.427
4. Victoria Dunlap	2008-11	133	307	2.310
5. A'dia Mathies	2010-13	140	320	2.285
6. Patty Jo Hedges	1979-83	120	272	2.266
7. Christina Jansen	1992-96	107	229	2.140
8. LaTonya McDole	1998-2002	117	243	2.076
9. Sandy Harding	1983-87	111	224	2.018

SINGLE-SEASON LEADERS

STEALS

Player	Season	G	Avg	Stls
1. Victoria Dunlap	2009-10	35	3.0	107
2. Leslie Nichols	1985-86	29	3.6	104
Rita Adams	2001-02	29	3.6	104
4. Victoria Dunlap	2010-11	33	3.0	100
5. Stacey Reed	1993-94	28	3.5	97
6. A'dia Mathies	2009-10	36	2.6	93
7. Malinka Salhi	1989-90	31	2.9	90
8. A'dia Mathies	2011-12	34	2.5	87
9. Patty Jo Hedges	1980-81	31	2.5	78
10. Stacey Reed	1994-95	28	2.7	75

BY A FRESHMAN:

93 A'dia Mathies (36 games) 2009-10

BY A SOPHOMORE:

78 Patty Jo Hedges (31 games) 1980-81

BY A JUNIOR:

107 Victoria Dunlap (35 games) 2009-10

BY A SENIOR:

104 Leslie Nichols (29 games) 1985-86

STEALS PER GAME (MIN. 30 STEALS)

Player	Season	G	Stls	Avg
1. Leslie Nichols	1985-86	29	104	3.586
Rita Adams	2001-02	29	104	3.586
3. Stacey Reed	1993-94	28	97	3.464
4. Victoria Dunlap	2009-10	35	107	3.057
5. Malinka Salhi	1989-90	31	90	2.903
6. Leslie Nichols	1984-85	27	74	2.740
7. Stacey Reed	1994-95	28	75	2.678
8. A'dia Mathies	2011-12	34	87	2.600
9. A'dia Mathies	2009-10	36	93	2.583



DeNesha Stallworth led the Wildcats in steals last season with 44. A post player has led UK in steals six out of the last seven seasons.

SINGLE-GAME HIGHS

STEALS

Player	Opponent (Date)	Stls
1. Leslie Nichols	Louisville (2/14/86)	11
2. Rita Adams	VCU (12/16/01)	9
A'dia Mathies	Nebraska Omaha (11/22/11)	9
4. 13 players	Last, Victoria Dunlap vs. Louisville (12/20/09) and A'dia Mathies vs. Mississippi Valley State (1/11/10)	8
15. Nine players	Last, Kastine Evans vs. Ole Miss (2/2/12)	7

Note: Records kept since 1978-79 season

YEAR-BY-YEAR STEALS LEADERS

Year	Player	Class	Pos	G	Stls	Avg.
1978-79	Janet Timperman	Sr.	G/F	29	52	1.8
1979-80	Patty Jo Hedges	Fr.	G	29	60	2.1
1980-81	Patty Jo Hedges	So.	G	31	78	2.5
1981-82	Patty Jo Hedges	Jr.	G	32	61	1.9
1982-83	Patty Jo Hedges	Sr.	G	28	73	2.6
1983-84	Leslie Nichols	So.	F	27	64	2.4
1984-85	Leslie Nichols	Jr.	F	27	74	2.7
1985-86	Leslie Nichols	Sr.	F	29	104	3.6
1986-87	Bebe Croley	Jr.	G	28	73	2.6
1987-88	Jodie Whitaker	Jr.	G	29	44	1.5
1988-89	Malinka Salhi	Jr.	G	28	48	1.7
1989-90	Malinka Salhi	Sr.	G	31	90	2.9
1990-91	Stacy McIntyre	Jr.	F	29	68	2.3
1991-92	Stacey Reed	Fr.	G	30	69	2.3
1992-93	Stacey Reed	So.	G	28	68	2.4
1993-94	Stacey Reed	Jr.	G	28	97	3.5
1994-95	Stacey Reed	Sr.	G	28	75	2.7
1995-96	Christina Jansen	Sr.	G	27	63	2.3
1996-97	Nikki Hay	Jr.	G	27	50	1.9
1997-98	Tiffany Wait	Jr.	G/F	28	48	1.7
1998-99	Erica Jackson	Jr.	G	31	64	2.1
1999-2000	Erica Jackson	Sr.	G	29	68	2.3
2000-01	LaTonya McDole	Jr.	F	27	77	2.9
2001-02	Rita Adams	Jr.	G	29	104	3.6
2002-03	Rita Adams	Sr.	G	27	68	2.5
2003-04	Sara Potts	Jr.	G	28	38	1.4
Shambrica Jones	Sr.	F	28	38	1.4	
2004-05	Sara Potts	Sr.	G/F	34	40	1.2
2005-06	Nastassia Alcious	Jr.	G	31	43	1.4
2006-07	Carly Ormerod	Jr.	G	34	41	1.2
2007-08	Victoria Dunlap	Fr.	F	33	43	1.3
2008-09	Victoria Dunlap	So.	F	32	57	1.8
2009-10	Victoria Dunlap	Jr.	F	35	107	3.1
2010-11	Victoria Dunlap	Sr.	F	33	100	3.0
2011-12	A'dia Mathies	Jr.	G	34	87	2.6
2012-13	Samarie Walker	Jr.	F	36	72	2.0
2013-14	DeNesha Stallworth	Sr.	F	30	44	1.5



STREAKS

WIN STREAK

OVERALL

No.	Began	Ended
1.	17 Nov. 17, 2012 vs. High Point (H) 80-46	Jan. 24, 2013 vs. South Carolina (A) 50-55
2.	11 Nov. 8, 2013 at Marist (A) 75-61	Dec. 22, 2013 vs. Duke (H) 61-69
	11 Nov. 13, 2009 vs. Boston (H) 92-58	Dec. 28, 2009 vs. MTSU (A) 51-57
	11 Jan. 6, 1983 vs. Middle Tennessee (H) 73-68	Feb. 9, 1983 vs. Tennessee (H) 85-95
5.	10 Jan. 1, 2012 vs. Florida (A) 59-56	Feb. 5, 2012 vs. LSU (A) 51-61
	10 Nov. 11, 2011 vs. Morehead State (A) 96-60	Dec. 18, 2011 vs. Notre Dame (A) 83-92
	10 Jan. 5, 1980 vs. South Carolina State (A) 87-72	Feb. 2, 1980 vs. Tennessee (H) 83-91
8.	9 Nov. 30, 1989 vs. Miami (OH) (A) 61-56	Jan. 7, 1990 vs. Vanderbilt (A) 70-79
	9 Dec. 1, 1980 vs. Charleston (H) 94-57	Jan. 11, 1981 vs. Rutgers (A) 67-69
10.	8 Jan. 17, 2010 vs. Alabama (H) 88-63	Feb. 14, 2010 vs. Vanderbilt (A) 55-68
	8 Dec. 8, 2006 vs. Alabama State (H) 75-46	Jan. 6, 2007 vs. Ohio State (A) 51-53
	8 Nov. 18, 2005 vs. IUPUI (H) 81-52	Dec. 18, 2005 vs. #3 LSU (H) 36-66
	8 Dec. 5, 1990 vs. Miami (OH) (H) 72-68	Jan. 6, 1991 vs. LSU (A) 74-78
	8 Nov. 11, 1982 vs. East Carolina (H) 78-67	Jan. 3, 1983 vs. Memphis State (A) 71-75
	8 Feb. 10, 1980 vs. Auburn (N) 88-59	March 6, 1980 vs. N.C. State (A) 63-71
16.	7 Dec. 3, 1987 vs. Ohio State (H) 68-51	Jan. 4, 1988 vs. Florida (A) 58-100
	7 Dec. 20, 1992 vs. Chicago State (N) 95-33	Jan. 16, 1993 vs. Auburn (H) 49-52
	7 March 22, 1990 vs. Maine (N) 76-66	Dec. 2, 1990 vs. Indiana (A) 64-80
	7 Feb. 20, 1982 vs. Florida (A) 89-87	March 20, 1982 vs. La. Tech (A) 60-82
	7 Dec. 21, 1981 vs. UCLA (H) 83-72	Jan. 20, 1982 vs. Old Dominion (A) 68-91
	7 Jan. 13, 1981 vs. Western Kentucky (A) 77-70	Jan. 31, 1981 vs. Auburn (N) 66-70
	7 Jan. 13, 2011 vs. South Carolina (H) 66-48	Feb. 7, 2011 vs. Tennessee (H) 67-73

SINGLE SEASON

No.	Began	Ended
1.	17 Nov. 17, 2012 vs. High Point (H) 80-46	Jan. 24, 2013 vs. South Carolina (A) 50-55
2.	11 Nov. 8, 2013 at Marist (A) 75-61	Dec. 22, 2013 vs. Duke (H) 61-69
	11 Nov. 13, 2009 vs. Boston (H) 92-58	Dec. 28, 2009 vs. MTSU (A) 51-57
	11 Jan. 6, 1983 vs. Middle Tennessee (H) 73-68	Feb. 9, 1983 vs. Tennessee (H) 85-95
4.	10 Jan. 1, 2012 vs. Florida (A) 59-56	Feb. 5, 2012 vs. LSU (A) 51-61
	10 Nov. 11, 2011 vs. Morehead State (A) 96-60	Dec. 18, 2011 vs. Notre Dame (A) 83-92
	10 Jan. 5, 1980 vs. South Carolina State (A) 87-72	Feb. 2, 1980 vs. Tennessee (H) 83-91
7.	9 Nov. 30, 1989 vs. Miami (OH) (A) 61-56	Jan. 7, 1990 vs. Vanderbilt (A) 70-79
	9 Dec. 1, 1980 vs. Charleston (H) 94-57	Jan. 11, 1981 vs. Rutgers (A) 67-69
9.	8 Jan. 17, 2010 vs. Alabama (H) 88-63	Feb. 14, 2010 vs. Vanderbilt (A) 55-68
	8 Dec. 8, 2006 vs. Alabama State (H) 75-46	Jan. 6, 2007 vs. Ohio State (A) 51-53
	8 Nov. 18, 2005 vs. IUPUI (H) 81-52	Dec. 18, 2005 vs. #3 LSU (H) 36-66
	8 Dec. 5, 1990 vs. Miami (OH) (H) 72-68	Jan. 6, 1991 vs. LSU (A) 74-78
	8 Nov. 11, 1982 vs. East Carolina (H) 78-67	Jan. 3, 1983 vs. Memphis State (A) 71-75
	8 Feb. 10, 1980 vs. Auburn (N) 88-59	March 6, 1980 vs. N.C. State (A) 63-71

HOME COURT

No.	Began	Ended
1.	34 Feb. 13, 2011 vs. LSU 49-47	Feb. 3, 2013 vs. Georgia 71-75
2.	30 Feb. 12, 1980 vs. Northern Kentucky 62-61	Jan. 31, 1982 vs. Memphis State 69-70
3.	25 March 19, 2009 vs. Chattanooga 81-76	Jan. 9, 2011 vs. Georgia 59-61
4.	19 Feb. 23, 1982 vs. Louisville 84-80	Feb. 9, 1983 vs. Tennessee 85-95
5.	14 Jan. 31, 1990 vs. Eastern Kentucky 80-59	Jan. 27, 1991 vs. Alabama 65-72
6.	13 Jan. 30, 1984 vs. New Orleans 85-68	Jan. 13, 1985 vs. Old Dominion 63-64
7.	11 Feb. 7, 1987 vs. Alabama 89-80	Jan. 7, 1988 vs. Mississippi State 61-68
	11 Feb. 10, 1979 vs. Detroit 80-61	Feb. 2, 1980 vs. Tennessee 83-91
9.	10 Nov. 19, 2004 vs. Butler 82-44	Jan. 27, 2005 vs. Vanderbilt 67-73
10.	8 Nov. 18, 2005 vs. IUPUI 81-52	Dec. 18, 2005 vs. #3 LSU 36-66

BIGGEST WINS

Margin	Opponent (Site)	Score	Date
1.	+77 Kentucky State (H)	121-44	Nov. 24, 1989
2.	+75 Jacksonville State (H)	100-25	Nov. 15, 2011
3.	+74 Morris Brown (H)	106-32	Dec. 23, 2002
4.	+72 Arkansas-Pine Bluff (H)	107-35	Dec. 21, 2010
5.	+67 Lipscomb (H)	116-49	Nov. 21, 2013
	+67 Alcorn State (H)	90-23	Dec. 28, 2012
7.	+66 USC Upstate (H)	100-34	Nov. 25, 2012
8.	+65 Georgia Southern (H)	103-38	Nov. 13, 2013
9.	+63 Grambling State (H)	109-46	Dec. 29, 2013
	+63 National College (H)	109-46	Feb. 22, 1984
11.	+62 Chicago State (N)	95-33	Dec. 20, 1992
12.	+60 Tennessee State (H)	105-45	Dec. 22, 2005
13.	+59 Southern Utah (H)	98-39	Jan. 17, 1990
14.	+58 Arkansas-Pine Bluff (H)	101-43	Dec. 12, 2011
15.	+56 Charleston Southern (H)	89-33	Dec. 10, 2004
	+56 Western Kentucky (H)	99-43	Jan. 14, 1980
17.	+55 Nicholls State (H)	106-51	Dec. 21, 2004

	+55 Winthrop (H)	94-39	Jan. 3, 2000
	+55 Miami (Fla.) (H)	108-53	Feb. 8, 1986
20.	+54 Miami (Ohio) (H)	107-53	Dec. 1, 2009
21.	+53 Mississippi State (H)	100-47	Jan. 17, 2013
22.	+52 Florida A&M (H)	91-39	Dec. 13, 2009
23.	+51 Bellarmine (N/A)	83-32	Jan. 10, 1975
24.	+50 Indiana (H)	102-52	Dec. 15, 1979

BIGGEST SEC WINS

Margin	Opponent (Site)	Score	Date
1.	+53 Mississippi State (H)	100-47	Jan. 17, 2013
2.	+48 Mississippi State (H)	88-40	Jan. 8, 2012
3.	+44 Auburn (H)	97-53	Jan. 20, 2013
4.	+36 Mississippi State (A)	76-40	Feb. 26, 2012
5.	+31 Auburn (H)	69-38	Feb. 3, 2011
6.	+30 Ole Miss (H)	108-78	Feb. 13, 2014
7.	+29 Arkansas (A)	79-50	Feb. 12, 2006
	+29 Auburn (N)	88-59	Feb. 10, 1989
9.	+28 South Carolina (H)	93-65	Feb. 21, 1990
10.	+27 Alabama (A)	104-77	Jan. 18, 1983
	+27 Arkansas (H)	87-60	Feb. 18, 2007
12.	+26 Florida (H)	77-51	Feb. 18, 2010
13.	+25 Ole Miss (A)	90-65	Feb. 28, 2013
	+25 Alabama (H)	88-63	Jan. 17, 2010
	+25 Florida (A)	76-61	Feb. 3, 1984

BIGGEST LOSSES

Margin	Opponent (Site)	Score	Date
1.	-79 Australian National	40-119	Feb. 1, 1974
2.	-72 Tennessee (H)	38-110	Jan. 21, 2001
3.	-54 Tennessee (A)	53-107	Nov. 13, 1976
4.	-49 Delta State (A)	40-89	Dec. 19, 1976
5.	-46 Georgia (A)	67-113	Feb. 23, 1986
6.	-44 Tennessee (A)	39-83	Jan. 27, 2001
	-44 Tennessee (A)	57-101	Jan. 21, 1989
	-44 Tennessee (N)	66-100	March 5, 1988
9.	-42 Florida (A)	58-100	Jan. 4, 1998
	-42 Auburn (A)	46-88	Feb. 10, 1996

BIGGEST COMEBACKS

1.	-19 Miami (Ohio), 53-34, 16:27 in second half, (won, 77-71) 11/21/00
2.	-18 Miami (Ohio), 14:35 in second half, (won, 108-102, OT) 12/21/02
	-18 MTSU, 31-13, 3:54 in first half (also down 46-29, 14:29 in second half) (won, 68-66) 1/8/89
4.	-17 Oregon State, 38-21, 2:29 in first half (won 73-70) 11/25/04
	-17 WKU, 30-47, 17:09 in second half, (won 76-63) 12/22/03
	-17 Villanova, 19-2, 11:52 in first half (won 63-54) 12/29/96
7.	-16 South Carolina, 30-46 in second half, (won, 78-74) 2-14-13
	-16 Vanderbilt, 53-37, 11:19 in second half (won, 74-68) 1/6/89
	-16 Ole Miss, 24-8, 6:51 in first half (won, 69-61) 2/8/07
10.	-14 Louisville, 21-7, 11:16 in first half (won, 69-64) 12/1/13
	-14 Louisville, 35-21, 15:08 in second half (won, 48-47) 2/2/12
	-14 Florida, 20-6, 12:46 in first half (won, 71-67) 3/2/12
	-14 Mississippi St., 40-26, 18:52 in second half, (won, 76-65) 3/6/10
	-14 Xavier, 40-26, 18:49 in second half (won, 67-62) 3/24/05
	-14 Toledo, 32-18, 5:43 in second half (won, 85-76) 3/24/90
	-14 Auburn, 22-8, 8:36 in first half (won 91-90 2OT) 2/2/86

Largest Comebacks in the Matthew Mitchell Era

1.	-16 South Carolina, 30-46 in second half, (won, 78-74) 2-14-13
2.	-14 Louisville, 21-7, 11:16 in first half (won, 69-64) 12/1/13
	-14 Louisville, 35-21, 15:08 in second half, (won, 48-47) 12/2/12
	-14 Florida, 20-6, 12:46 in first half, (won, 71-67) 3/2/12
	-14 Mississippi St., 40-26, 18:52 in second half, (won, 76-65) 3/6/10
6.	-13 Auburn, 25-12, 9:52 in first half, (won, 73-71) 1/19/14
7.	-12 Cincinnati, 18-6, 13:18 in first half, (won, 58-55) 11/17/08
8.	-11 Middle Tenn., 52-41, 15:41 in second half, (won 81-72) 12/29/10
	-11 Ole Miss, 36-25, 00:27 in first half, (won 74-68) 1/27/11
	-11 Middle Tenn., 23-12, 9:54 in first half (won, 68-66 OT) 3/21/08
	-11 Arkansas, 30-19 in first half (won, 80-74 OT) 2-7-13
	-11 DePaul, 21-10 in first half (won, 96-85) 12/12/13



MISCELLANEOUS RECORDS

100-POINT GAMES

- The Cats are a perfect 46-0 when scoring 100+ points.
- The last time the Cats hit the century mark was March 22, 2014 vs. Wright State in the first round of the NCAA Tournament.
- UK has scored 100+ points five times against schools from the SEC, defeating Alabama 104-77 on Jan. 18, 1983, Vanderbilt 106-85 on Jan. 23, 1983, Mississippi State 106-82 on Jan. 30, 1981 and also on Jan. 27, 2013, 100-47 and Ole Miss 108-78 on Feb. 13, 2014.

Date	Site	Opponent	Score
1/17/76	H	Morehead	104-63
11/17/77	A	Memphis State	101-94
12/13/77	H	Murray State	102-64
12/15/79	H	Indiana	102-52
12/17/79	H	Eastern Kentucky	100-77
1/30/81	N	Mississippi State	106-82
3/2/81	H	Marshall	100-60
12/19/82	H	Charleston	106-81
1/10/83	H	Tennessee Tech	102-67
1/18/83	A	Alabama	104-77
1/23/83	A	Vanderbilt	106-85
12/28/83	A	Detroit Mercy	107-102 (2OT)
2/22/84	H	National College	109-46
11/22/85	A	Marshall	102-73
11/29/85	H	Cleveland State	101-63
1/31/86	H	Charleston	111-64
2/8/86	H	Miami (Fla.)	108-53
12/20/87	H	Morehead State	101-83
11/24/89	H	Kentucky State	121-44
11/25/89	H	Missouri	102-84
12/17/89	A	Central Florida	102-58
2/20/90	H	Morehead State	106-71
11/23/90	H	Kent State	114-83
11/24/90	H	Duquesne	101-56
11/28/90	H	Ohio State	107-73
12/7/90	H	Bradley	103-75
12/30/00	H	Florida Atlantic	112-71
11/23/01	N	Sam Houston State	100-55
12/21/02	H	Miami (Ohio)	108-102 (OT)
12/23/02	H	Morris Brown	106-32
12/21/04	H	Nicholls State	106-51
12/22/05	H	Tennessee St.	105-45
12/1/09	H	Miami (Ohio)	107-53
12/20/09	H	Louisville	101-67
12/21/10	H	Arkansas-Pine Bluff	107-35
11/15/11	H	Jacksonville State	100-25
12/11/11	H	Arkansas-Pine Bluff	101-43
11/25/12	H	USC Upstate	100-34
1/17/13	H	Mississippi State	100-47
11/13/13	H	Georgia Southern	103-38
11/21/13	H	Lipscomb	116-49
11/27/13	H	Bradley	117-77
12/6/13	N	Baylor	133-130 (4OT)
12/29/13	H	Grambling State	109-46
2/13/14	H	Ole Miss	108-78
3/22/14	H	Wright State	106-60

UK IN OVERTIME

- The Cats are 25-24 all-time in overtime games.
- Matthew Mitchell holds a 8-3 career record in extra minutes, 6-2 at UK.
- The Cats are 9-14 in OT vs. teams currently in the SEC.

Single Overtime Games: 19-19

Date	Site	Opponent	Score	Result
12/19/77	A	Louisville	94-88	W
1/19/78	H	Alabama	62-66	L
11/18/78	N	Miss. Univ.	76-81	L
2/21/79	A	WKU	62-58	W
2/2/80	H	Tennessee	83-91	L
1/11/81	A	Rutgers	67-69	L
1/24/81	H	South Carolina	70-65	W
3/10/81	H	N.C. State	75-74	W
1/30/83	H	Georgia	66-59	W
1/23/85	A	Tennessee	76-72	W
1/2/86	A	Tenn. Tech	65-69	L
1/11/89	A	EKU	83-77	W
1/11/90	H	LSU	79-80	L
1/24/92	H	Arkansas	75-74	W
12/10/93	A	WKU	77-82	L
12/31/93	N	North Carolina	75-80	L
2/18/94	H	Tennessee	89-95	L
1/11/95	A	Louisville	76-77	L
12/8/97	A	WKU	66-64	W
1/14/98	H	LSU (Cincinnati)	74-71	W
11/19/98	A	Ohio State	92-84	W
1/31/99	A	Arkansas	69-74	L
1/13/00	A	Vanderbilt	55-60	L
12/21/02	H	Miami (Ohio)	108-102	W
2/6/03	A	Auburn	56-63	L
12/3/03	H	Louisville (Rupp)	84-80	W
12/13/03	A	Temple	82-86	L
1/9/05	A	Alabama	63-69	L
1/2/06	H	Bowling Green	66-62	W
1/14/07	H	Ole Miss	65-67	L
2/15/07	H	Georgia	72-82	L
11/30/07	H	Western Ky.	74-78	L
3/21/08	H	Middle Tenn.	68-66	W
3/19/09	H	Chattanooga	81-76	W
1/7/10	A	Georgia	60-61	L
3/19/11	N	Hampton (NCAA)	66-62	W
2/7/13	A	Arkansas	80-74	W
2/27/14	A	Mississippi State	81-74	W

Double Overtime Games: 5-4

12/18/75	A	Gulf Coast	79-77 (2OT)	W
1/28/78	H	Tennessee	90-92 (2OT)	L
3/16/78	N	Kansas	92-87 (2OT)	W
12/28/83	A	Detroit Mercy	107-102 (2OT)	W
2/2/86	A	Auburn	91-90 (2OT)	W
2/23/03	A	Alabama	73-71 (2OT)	W
2/1/04	A	Ole Miss	88-90 (2OT)	L
3/28/05	H	West Virginia	75-80 (2OT)	L
1/25/07	H	Mississippi St.	75-83 (2OT)	L

Triple Overtime Games: 0-1

11/28/89	A	Ohio State	86-89 (3OT)	L
----------	---	------------	-------------	---

Four Overtime Games: 1-0

12/6/13	N	Baylor	133-130 (4OT)	W
---------	---	--------	---------------	---

RECORD BY STATE

Date	Record	Pct.
Alabama	23-20	.535
Alaska	0-0	.000
Arizona	0-0	.000
Arkansas	7-12	.389
California	11-9	.550
Colorado	0-0	.000
Connecticut	1-5	.200
Delaware	2-0	1.000
District of Columbia	0-2	.000
Florida	11-14	.440
Georgia	16-30	.348
Hawaii	5-5	.500
Idaho	0-0	.000
Illinois	8-5	.615
Indiana	7-10	.412
Iowa	3-2	.600
Kansas	6-3	.667
Kentucky	416-180	.698
Louisiana	7-20	.259
Maine	0-0	.000
Maryland	1-1	.500
Massachusetts	1-0	1.000
Michigan	9-4	.692
Minnesota	0-0	.000
Mississippi	27-22	.551
Missouri	3-2	.600
Montana	0-0	.000
Nebraska	2-2	.500
Nevada	2-0	1.000
New Hampshire	4-0	1.000
New Jersey	1-1	.500
New Mexico	2-1	.667
New York	7-2	.778
North Carolina	5-11	.312
North Dakota	0-0	.000
Ohio	28-21	.571
Oklahoma	0-0	.000
Oregon	0-1	.000
Pennsylvania	2-1	.667
Rhode Island	1-1	.500
South Carolina	14-15	.483
South Dakota	0-1	.000
Tennessee	42-66	.389
Texas	12-3	.800
Utah	0-0	.000
Vermont	0-0	.000
Virginia	5-6	.455
Virgin Islands	1-2	.333
Washington	2-1	.667
West Virginia	6-2	.750
Wisconsin	2-3	.400
Wyoming	0-0	.000

Total 712-486 .594

RECORD BY MONTH

Month	Won	Lost	Home	Away	Neutral
November	109	37	72-10	23-16	14-11
December	185	89	102-24	58-49	25-16
January	189	158	120-61	63-92	6-5
February	165	143	105-56	55-82	5-5
March	64	58	20-7	3-7	41-44
April	0	1	0-0	0-0	0-1

Total: 712-486



MISCELLANEOUS RECORDS

TOP INDIVIDUAL SCORING PERFORMANCES

43 POINTS	Kim Denkins vs. N.C. State 12/30/95
	Sara Potts vs. Xavier 3/24/05
	Victoria Dunlap vs. Oklahoma 3/30/10
42 POINTS	Valerie Still vs. Arkansas 1/6/83
	Lisa Ellis vs. Ohio State 11/28/89
	Shantia Owens vs. Ole Miss 2/24/99
	Shantia Owens vs. Xavier 12/31/99
41 POINTS	Valerie Still vs. Rutgers 1/11/81
	Valerie Still vs. Eastern Ky. 1/27/81
	Liz Lukschu vs. South Carolina 3/14/81
	Valerie Still vs. UT-Chattanooga 11/30/81
	Valerie Still vs. UCLA 12/21/81
	Valerie Still vs. Miami 2/15/82
	Lea Wise vs. Illinois 3/14/82
	Leslie Nichols at Ohio State 12/2/83
	Leslie Nichols vs. Georgia 1/29/85
	Bebe Croley vs. Florida 2/14/87
	Erica Jackson vs. South Carolina 2/21/99
	Sara Potts at Ole Miss 2/1/04
	Sam Mahoney vs. James Madison 3/26/08
	Victoria Dunlap vs. Tennessee Tech 12/7/10
40 POINTS	Valerie Still vs. Indiana 12/15/79
	Valerie Still vs. Ohio State 12/2/82
	Valerie Still at Rutgers 2/16/83
39 POINTS	Valerie Still vs. Indiana 12/16/80
38 POINTS	Valerie Still vs. Indiana State 1/17/81
37 POINTS	Valerie Still vs. Indiana State 1/17/81
35 POINTS	Pam Browning vs. C. Missouri 12/18/76
	Pam Browning vs. ECU 3/5/77
	Valerie Still at Georgia 2/6/82
	Valerie Still at Murray State 12/10/80
34 POINTS	Pam Browning vs. Morehead 1976-77
	Valerie Still vs. LSU 2/27/82
	Leslie Nichols at Seton Hall 12/5/81
	Leslie Nichols vs. New Orleans 1/30/84
	A'dia Mathies vs. Tennessee 1/12/12
	A'dia Mathies vs. Dayton 3/26/13
33 POINTS	Valerie Still vs. Mississippi State 1/30/81
	Valerie Still vs. Indiana State 1/7/82
	Valerie Still vs. Tennessee 2/28/82
	Valerie Still vs. Louisville 1/20/83
	Karen Mosley vs. Auburn 2/2/86
	Victoria Dunlap vs. Butler 11/15/09
32 POINTS	Pam Browning vs. Tennessee Tech 1976-77
	Valerie Still at Maryland 3/21/81
	Valerie Still vs. Cincinnati 1/15/82
	Valerie Still vs. Vanderbilt 1/23/83
	Karen Mosley vs. Valdosta 11/27/83
	Leslie Nichols vs. Morehead 11/24/84
	Leslie Nichols vs. Miami (Fla.) 2/8/86
	Lisa Collins vs. Vanderbilt 2/20/84
	Belitta Croley vs. Alabama 2/7/87
	Jocelyn Mills vs. Butler 1/26/93
	Shaunda Roberts vs. Syracuse 12/22/95
	Sara Potts vs. Chattanooga 3/20/05
	A'dia Mathies vs. Liberty 3/20/10
31 POINTS	Pam Browning vs. Western Ky. 1976-77
	Valerie Still vs. Indiana 12/8/81
	Leslie Nichols vs. Marshall 11/22/85
	Jodie Whitaker vs. Radford 11/26/88
	Jocelyn Mills vs. Florida 2/28/93
	Shaunda Roberts vs. Louisville 2/19/96

30 POINTS

Valerie Still vs. Rutgers 1/11/81
Valerie Still vs. Eastern Ky. 1/27/81
Liz Lukschu vs. South Carolina 3/14/81
Valerie Still vs. UT-Chattanooga 11/30/81
Valerie Still vs. UCLA 12/21/81
Valerie Still vs. Miami 2/15/82
Lea Wise vs. Illinois 3/14/82
Leslie Nichols at Ohio State 12/2/83
Leslie Nichols vs. Georgia 1/29/85
Bebe Croley vs. Florida 2/14/87
Erica Jackson vs. South Carolina 2/21/99
Sara Potts at Ole Miss 2/1/04
Sam Mahoney vs. James Madison 3/26/08
Victoria Dunlap vs. Tennessee Tech 12/7/10

TOP INDIVIDUAL REBOUNDING PERFORMANCES

27 REBOUNDS

Valerie Still vs. National College 2/9/82

26 REBOUNDS

Valerie Still vs. Rutgers 1/12/80

23 REBOUNDS

Pam Browning vs. UT-Martin 1/22/77
Victoria Dunlap at Louisville 12/5/10

21 REBOUNDS

Valerie Still vs. UT-Chattanooga 11/30/81

20 REBOUNDS

Valerie Still vs. Charleston 12/19/82
Debra Oden vs. Morehead 3/4/78
Jennifer Humphrey vs. Auburn 1/21/07
DeNesha Stallworth vs. Mississippi State 2/27/14

19 REBOUNDS

Liz Lukschu vs. MUW 11/18/79
Maria Donhoff vs. Louisville 78-79
Valerie Still vs. Indiana State 1/17/81
Valerie Still vs. Eastern Kentucky 1/27/81
Valerie Still vs. Seton Hall 12/5/81
Valerie Still vs. Rutgers 2/16/83
Vanessa Foster-Sutton vs. ECU 1/31/90
Jennifer Humphrey vs. Florida 1/12/06
Jennifer Humphrey vs. Arkansas 3/1/07

18 REBOUNDS

Valerie Still vs. Michigan 1/23/82
Valerie Still vs. Vanderbilt 1/26/82
Valerie Still vs. Tennessee Tech 1/10/83
Josh Mills vs. Morehead State 2/6/91
Jennifer Humphrey vs. South Carolina 2/9/06
Sarah Elliott vs. Ole Miss 1/14/07
Victoria Dunlap vs. Butler 11/15/09
Brittany Henderson vs. Vanderbilt 3/5/11

17 REBOUNDS

Valerie Still at Maryland 3/21/81
Valerie Still vs. Vanderbilt 12/10/81
Valerie Still vs. Indiana State 1/7/82
Valerie Still vs. Cincinnati 1/15/82
Valerie Still vs. Memphis State 1/31/82

16 REBOUNDS

Valerie Still vs. Indiana 12/8/81
Valerie Still vs. Georgia 1/3/82
Valerie Still vs. Southern Illinois 1/16/82
Valerie Still vs. Georgia State 2/4/82
Leslie Nichols vs. Louisville 2/25/84
Vanessa Foster-Sutton vs. MTSU 2/27/90
Laura Meadows vs. Alabama 3/2/00
Jennifer Humphrey vs. Louisville 12/28/05
Jennifer Humphrey vs. UTPA 1/2/07
Jennifer Humphrey vs. Mississippi State 1/25/07
Jennifer Humphrey vs. Ole Miss 2/8/07
Jennifer Humphrey vs. Arkansas 2/18/07
Lydia Watkins vs. Middle Tennessee 3/21/08
Victoria Dunlap vs. Middle Tennessee 12/28/09
Victoria Dunlap vs. Miami Ohio 12/1/09
Victoria Dunlap vs. Morehead State 11/17/09

DOUBLE-DOUBLES (POINTS/REBOUNDS) FROM 1980-PRESENT

THE 20-20 CLUB

Valerie Still	30/21 UTC 11/30/81
	42/20 Charleston 12/19/82

THE 20-15 CLUB

Valerie Still	37/19 Indiana State 1/17/81
	30/19 ECU 1/27/81
	32/17 Maryland 3/21/81
	34/19 Seton Hall 12/5/81
	31/16 Indiana 12/8/81
	23/15 Florida 12/31/81
	33/17 Indiana State 1/7/82
	32/17 Cincinnati 1/15/82
	27/16 So. Illinois 1/16/82
	27/18 Michigan 1/23/82
	28/18 Vanderbilt 1/26/82
	24/16 Georgia St. 2/4/82
	23/15 So. Carolina 2/13/82
	42/20 Charleston 12/19/82
	29/18 Tenn. Tech 1/10/83
	22/17 Arkansas 1/15/83
	38/19 Rutgers 2/16/83
	28/16 Auburn 3/3/83
Leslie Nichols	26/15 Dayton 1/20/84
Bebe Croley	25/15 E. Carolina 11/28/87
	40/15 Morehead St. 12/20/87
Kim Denkins	23/17 Marshall 2/8/96
J. Humphrey	22/16 Miss. State 1/25/07
J. Humphrey	21/19 Arkansas 3/1/07
Victoria Dunlap	20/15 Miami (Ohio) 1/3/09
	21/15 LSU 2/22/09
	33/18 Butler 11/15/09
	21/16 Miami Ohio 12/1/09
	20/16 MTSU 12/28/09

DOUBLE-DOUBLES (POINTS - ASSISTS) 1980-81 TO PRESENT

P.J. Hedges (6)	10/13 Illinois 3/14/82
	19/11 Charleston 12/19/82
	16/14 Memphis State 1/3/83



MISCELLANEOUS RECORDS

15/10 South Florida	1/14/83
Sandy Harding (6)	
12/10 Old Dominion	12/29/84
14/10 Tennessee	1/23/85
18/15 Dayton	1/14/86
10/12 LSU	3/1/86
24/10 Drake	3/12/86
16/10 Old Dominion	1/23/87
Jodie Whitaker (4)	
16/12 Miami	2/8/86
16/14 East Carolina	11/28/87
16/11 ECU	12/1/87
17/10 Virginia Tech	2/29/88
Leslie Nichols (2)	
21/11 Valdosta State	11/27/83
16/12 Detroit	2/26/86
Lea Wise (2)	
14/10 Michigan	1/23/82
11/12 Tennessee	2/28/82
Malinka Salhi (1)	
15/11 Ohio State	11/28/89
Stacey Reed (1)	
17/12 Detroit	12/1/93
Carly Ormerod (1)	
13/11 Ball State	3/19/07

DOUBLE-DOUBLES (POINTS – STEALS) 1980-81 TO PRESENT

Leslie Nichols (1)	18/11 Louisville	2/14/86
--------------------	--------------------------------------	---------

UK DOUBLE-DOUBLES (POINTS-REBOUNDS/ASSISTS/STEALS) 1980-81 TO PRESENT

1.	Valerie Still	66
2.	Leslie Nichols	35
3.	Victoria Dunlap	31
4.	Jocelyn Mills	22
5.	Kim Denkins	20
	Samarie Walker	20
7.	Jennifer Humphrey	16
	Eleia Roddy	16
9.	DeNesha Stallworth	15
10.	Selia Helm	14
	Karen Mosley	14
12.	Belitta Croley	13
13.	Vanessa Foster-Sutton	12
14.	Sarah Elliott	11
	Stacy Reed	11
16.	LaTonya McDole	10
17.	Laura Meadows	9
18.	Shantia Owens	8
19.	Amani Franklin	7
20.	Lisa Ellis	6
	Sandy Harding	6
	Patty Jo Hedges	6
	Pam Shrum	6
24.	Debbie Miller	5
	Jodi Whitaker	5
26.	Tedra Eberhart	4
	Samantha Drake	4
	Sara Potts	4
	Shaunda Roberts	4

30.	Jaye Barnes	3
	Azia Bishop	3
	Mia Daniel	3
	Pattresa Leonard	3
	Liz Lukschu	3
	A'dia Mathies	3
36.	Maria Donhoff	2
	Tayna Fogle	2
	Shambrica Jones	2
	Ruth Mountain	2
	Carly Ormerod	2
	Diane Stephens	2
	Lea Wise	2
43.	Rita Adams	1
	Chante Bowman	1
	Tracye Davis	1
	Jennifer Goin	1
	Jennifer Gray	1
	Nikki Hay	1
	Laurie Hudgens	1
	Karri Koach	1
	Samantha Mahoney	1
	Bernisha Pinkett	1
	Chrissy Roberts	1
	Malinka Salhi	1
	Tanisha Seaton	1
	Lora Spencer	1
	Stephanie Stoglin	1
	Katie Vieth	1
	Lydia Watkins	1

DOUBLE-DOUBLES (POINTS-REBOUNDS ONLY) 1980-81 TO PRESENT

1.	Valerie Still	66
2.	Leslie Nichols	33
3.	Victoria Dunlap	31
4.	Jocelyn Mills	22
5.	Kim Denkins	20
	Samarie Walker	20
7.	Jennifer Humphrey	16
	Eleia Roddy	16
9.	DeNesha Stallworth	15
10.	Selia Helm	14
	Karen Mosley	14
12.	Belitta Croley	13
13.	Vanessa Foster-Sutton	12
14.	Sarah Elliott	11
15.	LaTonya McDole	10
	Stacy Reed	10
17.	Laura Meadows	9
18.	Shantia Owens	8
19.	Amani Franklin	7
20.	Lisa Ellis	6
	Pam Shrum	6
22.	Debbie Miller	5
23.	Tedra Eberhart	4
	Samantha Drake	4
	Sara Potts	4
	Shaunda Roberts	4
27.	Jaye Barnes	3
	Azia Bishop	3
	Mia Daniel	3
	Pattresa Leonard	3
	Liz Lukschu	3
	A'dia Mathies	3
33.	Maria Donhoff	2
	Tayna Fogle	2
	Shambrica Jones	2
	Ruth Mountain	2
	Diane Stephens	2
38.	Rita Adams	1


Chante Bowman	1
Tracye Davis	1
Jennifer Goin	1
Jennifer Gray	1
Nikki Hay	1
Laurie Hudgens	1
Karri Koach	1
Samantha Mahoney	1
Carly Ormerod	1
Bernisha Pinkett	1
Chrissy Roberts	1
Tanisha Seaton	1
Lora Spencer	1
Stephanie Stoglin	1
Katie Vieth	1
Lydia Watkins	1
Jodi Whitaker	1

CONSECUTIVE DOUBLE-DOUBLES (ANY COMBINATION) 1980-81 TO PRESENT

1.	Valerie Still (1980-81)	10
2.	Valerie Still (1981-82)	8
3.	Eleia Roddy (2008-09)	7
	Valerie Still (1981-82)	7 (Twice)
5.	Victoria Dunlap (2008-09)	4
	Jocelyn Mills (1990-91)	4
	Leslie Nichols (1984-85)	4
	Valerie Still	4 (Three times)
9.	Belitta Croley	3
	Victoria Dunlap	3 (Twice)
	Vanessa Foster-Sutton	3
	Selia Helm	3
	Jennifer Humphrey	3
	Jocelyn Mills	3
	Leslie Nichols	3 (Three times)
	Shantia Owens	3
	Shaunda Roberts	3
	Valerie Still	3 (Four times)

MISCELLANEOUS RECORDS

TRIPLE DOUBLE



Leslie Nichols is the only Kentucky player in school history to record a triple double. She posted 18 points, 13 rebounds and 11 steals vs. in-state rival Louisville on Valentine's Day, 1986.

ALL-TIME DOUBLE-DOUBLES BY PLAYER

Rita Adams (1) 1/23/03 vs. Ole Miss 12 10	12/07/87 vs. Tennessee Tech..... 18 12 12/9/87 vs. Indiana 24 11	1/24/96 vs. South Carolina..... 25 11
Jaye Barnes (3) 12/08/97 at Western Kentucky..... 22 10 1/31/98 vs. Arkansas 18 10 12/06/98 at Auburn 16 11	12/20/87 vs. Morehead State..... 40 15 1/30/88 vs. Tennessee State 18 12 2/7/88 at Georgia 18 13 3/4/88 vs. Vanderbilt 25 10	2/7/96 at Marshall 23 17 2/24/96 at South Carolina 17 14 11/30/96 at Dayton 13 14 12/29/96 at Villanova 16 10 1/5/97 at LSU 14 11 2/16/97 at Mississippi State 14 10 2/28/97 vs. Arkansas 14 13 12/3/97 vs. Ohio State 11 14 12/8/97 at Western Kentucky 11 10 2/8/98 vs. South Carolina..... 18 11 2/21/98 at South Carolina 12 16
Azia Bishop (3) 1/08/11 vs. Duke..... 12 11 11/13/13 vs. Georgia Southern..... 10 12 1/9/14 vs. South Carolina..... 12 11	Mia Daniel (3) 1/4/93 at Mississippi State 15 10 1/31/93 vs. Alabama 19 10 2/6/93 at Tennessee 13 12	12/29/96 at Villanova 16 10 1/5/97 at LSU 14 11 2/16/97 at Mississippi State 14 10 2/28/97 vs. Arkansas 14 13 12/3/97 vs. Ohio State 11 14 12/8/97 at Western Kentucky 11 10 2/8/98 vs. South Carolina..... 18 11 2/21/98 at South Carolina 12 16
Chante Bowman (1) 1/16/05 vs. Ole Miss 11 11	Tracye Davis (1) 1/15/90 vs. Mississippi State 19 11	12/3/97 vs. Ohio State 11 14 12/8/97 at Western Kentucky 11 10 2/8/98 vs. South Carolina..... 18 11 2/21/98 at South Carolina 12 16
Belitta Croley (13) 12/22/85 vs. Western Michigan..... 16 10 2/12/86 at Alabama..... 20 11 1/15/87 vs. Tennessee State 18 14 1/21/87 vs. Vanderbilt 14 11 3/4/87 vs. Florida 18 15 3/05/87 vs. Georgia 15 12 11/28/87 vs. East Carolina..... 25 15	Kim Denkins (20) 11/25/95 vs. Toledo 12 11 11/29/95 vs. Ohio State 10 10 12/8/95 at Indiana 27 15 12/21/95 vs. Syracuse 20 10 12/23/95 at Miami (Ohio) 24 11 12/30/95 vs. North Carolina State..... 31 10 1/3/96 vs. Mississippi 20 10 1/11/96 at Vanderbilt 14 16	12/29/96 at Villanova 16 10 1/5/97 at LSU 14 11 2/16/97 at Mississippi State 14 10 2/28/97 vs. Arkansas 14 13 12/3/97 vs. Ohio State 11 14 12/8/97 at Western Kentucky 11 10 2/8/98 vs. South Carolina..... 18 11 2/21/98 at South Carolina 12 16
		Maria Donhoff (2) 12/13/80 vs. Carson Newman..... 13 10 1/16/81 vs. James Madison 16 14
		Samantha Drake (4) 12/30/10 vs. Tennessee/Martin..... 14 13



ALL-TIME DOUBLE-DOUBLES BY PLAYER

11/25/11	vs. Sam Houston St.	11	13	12/20/07	vs. Louisville	12	13	3/14/81	vs. South Carolina	18	10			
11/27/11	vs. Miss. Valley St.	11	11	2/7/08	vs. Ole Miss	14	12	3/14/82	vs. Illinois	10	13			
11/23/12	vs. Morehead St.	15	13					12/19/82	vs. Charleston	19	11			
Victoria Dunlap (31)				Lisa Ellis (6)				1/3/83				at Memphis	16	14
12/4/07	vs. William & Mary	20	10	1/13/89	vs. Marshall	16	11	1/14/83	vs. South Florida	15	10			
3/26/08	vs. James Madison	12	12	11/28/89	at Ohio State	19	17	Selia Helm (14)						
3/30/08	vs. Marquette	14	10	12/8/89	at Michigan State	20	12	2/22/01	vs. Mississippi	21	10			
11/15/08	vs. Michigan	19	10	12/20/89	at Stetson	10	11	11/23/01	vs. Sam Houston State	22	13			
11/23/08	vs. George Washington	13	14	1/11/90	vs. LSU	22	11	12/22/01	vs. Evansville	26	13			
1/1/09	vs. North Carolina A&T	11	12	3/23/90	vs. Miami (Fla.)	16	10	1/20/02	at South Carolina	11	11			
1/3/09	at Miami (Ohio)	20	15	Tayna Fogle (2)				2/19/02	at Cincinnati	26	10			
1/15/09	at Alabama	16	12	12/8/81	vs. Indiana	19	10	12/7/02	vs. Western Kentucky	18	10			
1/18/09	vs. Mississippi State	12	13	1/23/82	vs. Michigan	14	10	1/12/03	vs. Alabama	14	10			
1/25/09	vs. LSU	10	11	Vanessa Foster/Sutton (12)				2/2/03	vs. South Carolina	11	13			
1/29/09	at Florida	16	12	11/26/88	vs. Radford	17	11	11/21/03	vs. IPFW	20	10			
2/22/09	at LSU	21	15	12/6/88	vs. Dayton	13	10	11/29/03	vs. San Francisco	23	11			
2/26/09	vs. Georgia	16	11	12/6/88	vs. Dayton	13	10	12/3/03	vs. Louisville	15	10			
11/13/09	vs. Boston University	24	12	11/28/89	at Ohio State	15	10	12/13/03	at Temple	14	14			
11/15/09	vs. Butler	33	18	12/4/89	vs. Indiana	12	12	12/20/03	vs. Miami (Ohio)	21	11			
11/17/09	at Morehead State	12	16	12/9/89	vs. Miami (Fla.)	17	10	12/22/03	vs. Western Kentucky	22	13			
12/1/09	vs. Miami (Ohio)	21	16	1/3/90	vs. Cincinnati	12	11	Laurie Hudgens (1)						
12/28/09	at Middle Tennessee	20	16	1/7/90	at Vanderbilt	17	13	2/23/85	vs. Mississippi State	10	15			
1/31/10	at Mississippi State	19	12	1/31/90	vs. Eastern Kentucky	13	19	Jennifer Humphrey (16)						
2/7/10	at Arkansas	22	11	2/27/90	vs. Middle Tennessee	17	16	12/21/02	vs. Miami (Ohio)	15	11			
2/25/10	at Tennessee	22	10	3/22/90	vs. Maine	16	10	12/23/02	vs. Morris Brown	20	13			
3/30/10	vs. Oklahoma	31	13	3/23/90	vs. Miami (Fla.)	21	11	1/23/03	vs. Ole Miss	15	10			
11/21/10	vs. Notre Dame	24	14	3/24/90	vs. Toledo	12	10	11/21/04	vs. Florida A&M	12	15			
12/05/10	at Louisville	17	23	Amani Franklin (7)				11/25/04	vs. Oregon State	12	11			
1/06/11	at Arkansas	26	13	12/4/07	vs. William & Mary	16	10	12/5/04	vs. Louisville	14	13			
1/16/11	vs. Mississippi State	22	10	2/14/08	at Vanderbilt	13	11	12/8/05	vs. Georgetown	10	11			
1/30/11	at Alabama	25	15	12/30/08	vs. IUPUI	12	13	2/16/06	vs. Ole Miss	10	13			
2/3/11	vs. Auburn	10	10	3/19/09	vs. Chattanooga	18	11	11/29/06	vs. Detroit	12	15			
2/17/11	at Georgia	14	11	11/15/09	vs. Butler	13	14	12/30/06	vs. Memphis	10	12			
3/05/11	vs. Vanderbilt	22	11	1/10/10	vs. Vanderbilt	11	11	1/2/07	vs. Texas/Pan American	11	16			
3/19/11	vs. Hampton	13	12	1/17/10	vs. Alabama	15	10	1/21/07	at Auburn	16	20			
Tedra Eberhart (4)				Jennifer Goin (1)				1/25/07				vs. Mississippi State	22	16
2/10/93	at Cincinnati	10	14	12/23/2	vs. Morris Brown	10	10	2/18/07	vs. Arkansas	16	16			
12/1/93	at Detroit	26	10	Jennifer Gray (1)				2/25/07	at Florida	12	13			
1/16/94	vs. Mississippi State	16	11	2/16/92	vs. Louisiana State	10	13	3/1/07	vs. Arkansas	21	19			
2/5/94	vs. Arkansas	16	10	Sandy Harding (6)				Shambrica Jones (2)						
Sarah Elliott (11)				12/29/84	vs. Old Dominion	12	10 (A)	11/25/02	vs. Southern Illinois	13	11			
3/28/05	vs. West Virginia	14	12	1/23/85	at Tennessee	14	10	1/25/04	vs. South Carolina	16	10			
1/22/06	at Ole Miss	15	13	1/14/86	at Dayton	18	15	Karri Koach (1)						
3/18/06	vs. Chattanooga	22	11	3/1/86	vs. LSU	10	12	1/11/95	at Louisville	20	10			
11/24/06	vs. Delaware	26	12	3/12/86	at Drake	24	10	Pattresa Leonard (3)						
11/25/06	vs. Southern Illinois	12	11	1/23/87	vs. Old Dominion	16	10	11/28/90	vs. Ohio State	11	11			
1/14/07	vs. Ole Miss	14	18	Nikki Hay (1)				12/7/90	vs. Bradley	12	11			
2/8/07	at Ole Miss	14	11	12/29/96	vs. Villanova	10	12	2/1/91	vs. Alabama/Birmingham	14	11			
2/11/07	at Tennessee	21	10	Patty Jo Hedges (6)				Liz Lukschu (3)						
11/25/07	vs. Lipscomb	23	12	1/8/81	at Louisville	17	10 (A)	12/4/80	vs. Cincinnati	12	12			
								1/11/81	at Rutgers	23	11			



ALL-TIME DOUBLE-DOUBLES BY PLAYER

3/14/81	vs. South Carolina.....	30	11	12/31/92	vs. Kansas	11	11	12/28/84	at North Carolina State	14	10
Samantha Mahoney (1)				1/19/93	vs. Western Kentucky	11	14	1/9/85	vs. Dayton	16	10
2/24/05	vs. South Carolina.....	19	12	2/10/93	at Cincinnati	28	11	1/26/85	at Florida.....	17	11
A'dia Mathies (3)				2/18/93	vs. Eastern Kentucky	18	10	1/29/85	vs. Georgia	30	13
11/26/10	vs. Murray State.....	26	10	2/23/93	vs. Vanderbilt	16	11	2/1/85	at New Orleans	23	11
12/7/10	vs. Tennessee Tech.....	17	10	3/5/93	vs. Mississippi State.....	11	13	2/3/85	at Ole Miss.....	20	14
11/15/11	vs. Jacksonville State.....	18	10	3/6/93	vs. Vanderbilt	25	10	2/13/85	vs. Tennessee	19	13
LaTonya McDole (10)				Karen Mosley (14)				11/30/85	vs. Middle Tennessee	21	12
2/7/99	vs. Georgia	15	10	11/26/83	vs. Eastern Kentucky	19	12	12/22/85	vs. Western Michigan	22	12
1/3/02	vs. Mississippi State.....	10	10	11/27/83	vs. Valdosta State.....	32	14	1/10/85	at Old Dominion	14	10
11/19/99	at Austin Peay.....	16	10	12/6/83	vs. Indiana	15	11	2/14/86	vs. Louisville	18 13... 11 (S)	
12/22/99	at Cincinnati.....	19	10	12/10/83	at South Carolina.....	24	11	2/26/86	vs. Detroit.....	16	12 (A)
12/28/99	vs. Tennessee/Martin.....	22	14	1/9/84	vs. Middle Tennessee.....	17	13	Carly Ormerod (2)			
2/22/00	vs. Louisville	18	14	1/22/84	at Vanderbilt.....	11	13	3/19/07	at Ball State	13	11 (A)
11/21/00	vs. Miami (Ohio).....	15	12	1/30/84	vs. New Orleans	21	11	2/26/09	vs. Georgia	11	10
12/19/00	at Miami (Fla.).....	12	11	1/19/85	at Louisville	18	11	Shantia Owens (8)			
12/22/00	vs. Cincinnati	13	14	2/1/85	at New Orleans	22	11	11/29/98	vs. UCLA.....	12	14
2/25/01	at Mississippi State.....	22	13	2/20/85	vs. Vanderbilt.....	18	12	2/4/99	vs. Auburn	11	10
Laura Meadows (9)				11/29/85	vs. Cleveland State.....	20	12	12/11/99	at Liberty.....	14	11
12/8/97	at Western Kentucky.....	18	10	1/8/86	vs. Ole Miss.....	10	11	12/22/99	at Cincinnati.....	12	10
2/11/98	at Georgia.....	13	11	2/2/86	vs. Auburn.....	33	12	12/28/99	vs. Tennessee/Martin.....	10	10
1/20/99	at Louisville	10	10	2/08/86	vs. Miami (Fla.).....	10	10	12/31/99	vs. Xavier	17	17
2/11/99	at South Carolina.....	20	11	Ruth Mountain (2)				1/16/00	vs. Arkansas	19	12
2/24/99	vs. Ole Miss.....	18	11	1/13/89	vs. Marshall.....	11	10	2/22/00	vs. Louisville	18	12
11/22/99	at Miami (Ohio).....	18	11	1/18/89	at Louisville.....	14	10	Bernisha Pinkett (1)			
11/26/99	vs. Clemson.....	16	14	Leslie Nichols (35)				11/28/12	vs. Miami (Ohio).....	21	10
1/13/00	at Vanderbilt.....	21	11	1/6/83	vs. Middle Tennessee.....	15	10	Sara Potts (4)			
3/2/00	vs. Alabama.....	11	16	1/18/83	at Alabama.....	23	14	12/3/03	vs. Louisville	14	11
Debbie Miller (5)				2/2/83	vs. South Carolina.....	16	10	12/30/03	vs. Austin Peay.....	21	11
2/15/85	vs. Florida	12	13	2/12/83	vs. Vanderbilt	20	11	3/4/03	vs. Vanderbilt	17	11
11/29/85	vs. Cleveland State.....	19	14	2/20/83	at Georgia.....	21	10	2/27/05	vs. Arkansas	27	10
11/28/86	vs. Bowling Green State	18	11	2/22/83	at Florida.....	17	14	Stacy Reed (11)			
3/4/87	vs. Florida.....	12	11	11/27/83	vs. Valdosta State.....	21	11 (A)	3/6/92	vs. Arkansas	16	11
3/5/87	vs. Georgia	14	10	12/2/83	at Ohio State.....	30	11	12/1/93	at Detroit.....	17	12 (A)
Jocelyn Mills (22)				12/20/83	vs. Alabama	14	10	1/4/94	at Florida.....	21	11
11/25/89	vs. Missouri.....	14	12	12/28/83	at Detroit.....	19	11	1/8/94	at South Carolina.....	23	11
12/30/89	at Dayton	14	13	1/7/84	vs. Georgia	25	10	1/16/94	vs. Mississippi State.....	29	11
11/24/90	vs. Duquesne.....	16	10	1/17/84	vs. Rutgers.....	18	12	2/16/94	at Marshall	11	11
12/15/90	vs. Dayton.....	16	10	1/20/84	vs. Dayton.....	26	15	3/4/94	vs. South Carolina.....	26	12
1/2/91	at Pepperdine.....	13	10	1/22/84	at Vanderbilt.....	10	12	12/4/94	at Ohio State.....	26	10
1/27/91	vs. Alabama.....	13	15	2/3/84	at Florida.....	27	10	1/11/95	at Louisville	26	11
2/3/91	vs. Georgia	16	14	2/20/84	vs. Vanderbilt.....	20	13	1/22/95	vs. Georgia	12	10
2/16/91	at Ole Miss.....	12	10	2/22/84	vs. National College.....	17	11	2/22/95	vs. Eastern Kentucky	16	11
2/21/91	at Eastern Kentucky.....	16	13	2/25/84	vs. Louisville	19	16	Chrissy Roberts (1)			
2/23/91	vs. Florida	13	11	11/24/84	vs. Morehead State.....	32	13	11/27/93	vs. Georgetown.....	10	11
3/2/91	at LSU.....	22	10	11/27/84	vs. Ohio State.....	24	13	Shaunda Roberts (4)			
2/23/92	vs. Ole Miss.....	19	11	11/29/84	at Miami (Ohio).....	26	12	12/16/95	vs. Florida	10	10
3/7/92	vs. Alabama	12	10	12/1/84	vs. South Carolina.....	22	11	12/30/95	vs. North Carolina State.....	16	11
3/8/92	vs. Tennessee	18	10	12/21/84	vs. Illinois	10	10	1/3/96	vs. Mississippi.....	25	12
12/1/92	vs. Marshall.....	13	11					1/7/96	vs. LSU	17	12



ALL-TIME DOUBLE-DOUBLES BY PLAYER

Eilea Roddy (16)	11/18/05 vs. IUPUI1112	12/6/80 at Indiana3911	12/10/80 at Murray State3512	Stephanie Stoglin (1)	12/1/00 vs. Purdue1410
	12/22/05 vs. Tennessee State1010	1/1/81 vs. Morehead State1415		Katie Vieth (1)	1/8/97 vs. Vanderbilt1010
	1/12/06 at Florida1014	1/08/81 at Louisville1411		Samarie Walker (20)	2/20/12 vs. Vanderbilt1512
	2/12/06 at Arkansas1711	1/11/81 at Rutgers3014			3/19/12 vs. Green Bay1513
	12/4/08 at Western Kentucky1511	1/13/81 at Western Kentucky1514			3/25/12 vs. Gonzaga1612
	12/12/08 vs. East Tennessee State1311	1/16/81 vs. James Madison2012			11/23-12 vs. Morehead St.1513
	12/14/08 at Louisville1315	1/17/81 vs. Indiana State3719			2/7/12 vs. DePaul1810
	12/19/08 vs. Alabama A&M1712	1/22/81 vs. Chattanooga2410			12/21/12 vs. UC Santa Barbara1210
	12/21/08 vs. UC Santa Barbara1410	1/24/81 vs. South Carolina2612			12/28/12 vs. Alcorn State2114
	12/30/08 vs. IUPUI1510	1/27/81 at Eastern Kentucky3019			1/6/13 vs. Alabama1513
	1/1/09 vs. North Carolina A&T1310	1/30/81 vs. Mississippi State3310			1/27/13 vs. LSU1013
	1/3/09 at Miami (Ohio)1110	1/31/81 vs. Auburn2212			2/3/13 vs. Georgia1211
	1/15/09 at Alabama1910	2/10/81 vs. Northern Kentucky2014			2/10/13 vs. Vanderbilt1013
	2/05/09 vs. South Carolina1111	3/2/81 vs. Marshall2011			11/17/13 vs. Central Michigan1011
	2/12/09 at Auburn2110	3/13/81 vs. Tennessee1015			11/21/13 vs. Lipscomb1014
	3/22/09 at Wisconsin1110	3/18/81 vs. Syracuse1811			11/27/13 vs. Bradley2214
Malinka Salhi (1)	11/28/89 at Ohio State1511 (A)	3/21/81 at Maryland3217			1/2/14 vs. Alabama1213
Tanesha Seaton (1)	11/22/99 at Miami (Ohio)1510	11/30/81 vs. Chattanooga3021			1/5/14 vs. Florida1012
Pam Shrum (6)	11/28/87 vs. East Carolina2011	12/5/81 vs. Seton Hall3417			1/12/14 vs. Missouri1013
	12/20/87 vs. Morehead State2310	12/10/81 vs. Vanderbilt1817			1/19/14 vs. Auburn1310
	1/28/88 at Vanderbilt1413	12/12/81 at Ohio State2513			2/9/14 vs. Florida1012
	2/5/88 vs. Alabama/Birmingham2313	12/21/81 vs. UCLA3014			3/22/14 vs. Wright State1214
	2/25/88 vs. Middle Tennessee1211	12/31/81 vs. Florida2315			Lydia Watkins (1)
	12/18/88 at Illinois1410	1/3/82 vs. Georgia1116			3/21/08 vs. Middle Tennessee1616
Lora Spencer (1)	2/10/88 at Dayton1110	1/05/82 vs. East Carolina2511			Jodi Whitaker (5)
		1/07/82 vs. Indiana State3317			2/8/86 vs. Miami (Fla.)1612 (A)
DeNesha Stallworth (15)	11/23/12 vs. Morehead St.1010	1/15/82 vs. Cincinnati3217			11/28/87 vs. East Carolina1614
	12/7/12 vs. DePaul1713	1/16/82 vs. Southern Illinois2716			12/1/87 vs. Eastern Kentucky1611
	12/28/12 vs. Alcorn St.1010	1/20/82 at Old Dominion1512			2/23/88 vs. LSU2210
	1/3/13 vs. Florida1710	1/23/82 vs. Michigan2718			2/29/88 vs. Virginia Tech1710
	1/6/13 vs. Alabama1910	1/26/82 at Vanderbilt2818			Lea Wise (2)
	1/20/13 vs. Auburn1610	1/28/82 at Tennessee1614			1/23/82 vs. Michigan1410 (A)
	1/24/13 vs. South Carolina1210	1/31/82 vs. Memphis1317			2/28/82 vs. Tennessee1112
	2/18/13 vs. Texas A&M1212	2/4/82 at Georgia State2416			<i>Note: Games grouped together signify consecutive double-doubles</i>
	3/24/13 vs. Navy1811	2/9/82 vs. National College1827			
	11/10/13 vs. Wagner1813	2/13/82 at South Carolina2315			
	11/27/13 vs. Bradley1310	2/18/82 vs. Tennessee1315			
	2/9/14 vs. Florida1413	2/23/82 vs. Louisville2513			
	2/13/14 vs. Ole Miss1911	2/26/82 vs. Alabama2312			
	2/23/14 vs. Texas A&M1111	2/27/82 vs. LSU3414			
	2/27/14 vs. Mississippi State1620	3/14/82 vs. Illinois2113			
Diane Stephens (2)	2/20/84 vs. Vanderbilt1011	3/18/82 vs. South Carolina2913			
	2/06/85 vs. Tennessee Tech1510	3/20/82 at Louisiana Tech2010			
Valerie Still (66)	12/1/80 vs. Charleston2610	11/27/82 vs. Cincinnati1710			
	12/4/80 vs. Cincinnati2811	12/5/82 vs. Miami (Ohio)3018			
		12/19/82 vs. Charleston4220			
		12/21/82 vs. Florida2611			
		1/6/83 vs. Middle Tennessee2114			
		1/10/83 vs. Tennessee Tech2918			
		1/14/83 vs. South Florida2211			
		1/15/83 vs. Arkansas2217			
		1/18/83 at Alabama2813			
		1/20/83 at Louisville3313			
		1/23/83 at Vanderbilt3214			
		1/30/83 vs. Georgia2010			
		2/2/83 vs. South Carolina2612			
		2/5/83 vs. Old Dominion1713			
		2/16/83 at Rutgers3819			
		2/18/83 vs. Auburn2110			
		2/20/83 at Georgia2910			
		2/22/83 at Florida1813			
		3/3/83 vs. Auburn2816			
		3/18/83 vs. Indiana2813			



UK FRESHMAN SEASON RECORDS

SEASON RECORDS

Points

1. 641 Valerie Still, 1979-80
2. 491 A'dia Mathies, 2009-10
3. 413 Maria Donhoff, 1977-78
4. 362 Samantha Mahoney, 2004-05
5. 361 Kristi Cushenberry, 1988-89
6. 364 Sarah Elliott, 2004-05
7. 319 Leslie Nichols, 1982-83
8. 310 Laura Meadows, 1997-98
9. 298 Carly Ormerod, 2005-06
10. 294 SeSe Helm, 2000-01

Points Per Game

1. 22.1 Valerie Still, 1979-80
2. 13.6 A'dia Mathies, 2009-10
3. 12.9 Kristi Cushenberry, 1988-89
4. 12.5 Maria Donhoff, 1977-78
5. 12.3 SeSe Helm, 2000-01
6. 11.4 Leslie Nichols, 1982-83
7. 11.1 Laura Meadows, 1997-98
8. 10.7 Jodie Whitaker, 1985-86
9. 10.6 Samantha Mahoney, 2004-05
10. 10.5 Liz Lukschu, 1977-78

Rebounds

1. 403 Valerie Still, 1979-80
2. 228 Victoria Dunlap, 2007-08
3. 199 Maria Donhoff, 1977-78
4. 197 Leslie Nichols, 1982-83
5. 185 Sarah Elliott, 2004-05
6. 175 LaTonya McDole, 1998-99
7. 174 A'dia Mathies, 2009-10
8. 162 Laura Meadows, 1997-98
9. 142 Kim Denkins, 1994-95
10. 138 Jennifer Humphrey, 2002-03

Rebounds Per Game

1. 13.9 Valerie Still, 1979-80
2. 7.0 Leslie Nichols, 1982-83
3. 6.9 Victoria Dunlap, 2007-08
4. 6.2 Elisabeth Lukschu, 1977-78
5. 6.0 Maria Donhoff, 1977-78
6. 5.8 Laura Meadows, 1997-98
7. 5.5 LaTonya McDole, 1998-99
- 5.5 Jennifer Humphrey, 2002-03
9. 5.4 Sarah Elliott, 2004-05
10. 5.3 Kim Denkins, 1994-95

Field Goals Made

1. 256 Valerie Still, 1979-80
2. 178 A'dia Mathies, 2009-10
3. 165 Maria Donhoff, 1977-78
4. 149 Sarah Elliott, 2004-05
5. 130 Leslie Nichols, 1982-83
6. 129 Kristi Cushenberry, 1988-89
7. 127 Samantha Mahoney, 2004-05
8. 123 Jodie Whitaker, 1985-86
9. 115 SeSe Helm, 2000-01
10. 114 Laura Meadows, 1997-98

Field Goals Attempted

1. 463 Valerie Still, 1979-80
2. 439 A'dia Mathies, 2009-10
3. 370 Maria Donhoff, 1977-78
4. 329 Laura Meadows, 1997-98
5. 296 Samantha Mahoney, 2004-05
6. 268 Kristi Cushenberry, 1988-89
7. 267 Sarah Elliott, 2004-05
8. 266 Stacey Reed, 1991-92
9. 247 Leslie Nichols, 1982-83
10. 246 SeSe Helm, 2000-01

Field Goal Percentage

1. 55.8 Sarah Elliott, 2004-05
2. 55.3 Valerie Still, 1979-80
3. 55.0 Elisabeth Lukschu, 1977-78
4. 52.6 Leslie Nichols, 1982-83
- 52.6 Jodie Whitaker, 1985-86
6. 50.8 Josh Mills, 1989-90
7. 48.3 Makayla Epps, 2013-14
8. 48.1 Sandy Harding, 1983-84
- 48.1 Kristi Cushenberry, 1988-89
10. 47.3 Katie Vieth, 1996-97

Three-Pointers Made

1. 50 Sara Potts, 2001-02
2. 49 Carly Ormerod, 2005-06
3. 43 Laura Meadows, 1997-98
4. 38 Natalie Martinez, 1996-97
5. 34 Bria Goss, 2011-12
6. 31 A'dia Mathies, 2009-10
7. 30 Stacey Reed, 1991-92
8. 25 Shaunda Roberts, 1994-95
- 25 Dominique Mitchell, 1995-96
10. 21 Crissy Roberts, 1993-94
- 21 Jenny Pfeiffer, 2002-03

Three-Point Field Goal Percentage (min 100 attempts)

1. 41.5 Carly Ormerod, 2005-06
2. 34.0 Sara Potts, 2001-02
3. 33.3 Laura Meadows, 1997-98
4. 31.4 Natalie Martinez, 1996-97
5. 29.0 A'dia Mathies, 2009-10
6. 26.3 Stacey Reed, 1991-92

Free Throws Made

1. 129 Valerie Still, 1979-80
2. 104 A'dia Mathies, 2009-10
3. 91 Samantha Mahoney, 2004-05
4. 85 Kristi Cushenberry, 1988-89
5. 83 Maria Donhoff, 1977-78
6. 62 Stacey Reed, 1991-92
- 62 LaTonya McDole, 1998-99
- 62 SeSe Helm, 2000-01
9. 56 Josh Mills, 1989-90
- 56 Sarah Elliott, 2004-05

Free Throws Attempted

1. 183 Valerie Still, 1979-80
2. 149 A'dia Mathies, 2009-10
3. 145 Samantha Mahoney, 2004-05

4. 134 Bria Goss, 2011-12
5. 131 Maria Donhoff, 1977-78
6. 101 Victoria Dunlap, 2007-08
7. 100 Kristi Cushenberry, 1988-89
8. 99 LaTonya McDole, 1998-99
9. 83 Stacey Reed, 1991-92
- 83 Sarah Elliott, 2004-05

Free Throw Percentage (min 50 attempts)

1. 86.1 SeSe Helm, 2000-01
2. 85.0 Kristi Cushenberry, 1988-89
3. 84.5 Chante' Bowman, 2004-05
4. 78.4 Karen Killen, 1990-91
5. 77.3 Angela Phillips, 2003-04
6. 76.8 Bernisha Pinkett, 2010-11
7. 75.5 Patty Jo Hedges, 1979-80
8. 74.7 Stacey Reed, 1991-92
9. 72.2 Laura Meadows, 1997-98
10. 71.8 Josh Mills, 1989-90

Blocks

1. 49 Sarah Elliott, 2004-05
2. 46 Valerie Still, 1979-80
3. 38 Leslie Nichols, 1982-83
4. 35 Laura Meadows, 1977-98
5. 31 Azia Bishop, 2011-12
6. 25 Victoria Dunlap, 2007-08
7. 22 Jennifer Humphrey, 2002-03
- 22 A'dia Mathies, 2009-10
9. 21 Samantha Drake, 2010-11
10. 17 Samantha Mahoney, 2004-05

Steals

1. 93 A'dia Mathies, 2009-10
2. 69 Stacey Reed, 1991-92
3. 60 Patty Jo Hedges, 1979-80
4. 55 Sandy Harding, 1983-84
5. 47 Laura Meadows, 1997-98
6. 43 Valerie Still, 1979-80
- 43 Victoria Dunlap, 2007-08
8. 42 Christina Jansen, 1992-93
- 42 Maegan Conwright, 2010-11
10. 40 Jodie Whitaker, 1985-86
- 40 LaTonya McDole, 1998-99

Assists

1. 168 Sandy Harding, 1983-84
- 168 Bria Goss, 2011-12
2. 141 Patty Jo Hedges, 1979-80
3. 119 Angela Phillips, 2002-03
4. 93 LaTonya McDole, 1998-99
- 93 LaTonya McDole, 1999-2000
5. 90 Stacey Reed, 1991-92
- 90 Julie Whitaker, 1999-2000
7. 87 Rita Adams, 2000-01
- 87 A'dia Mathies, 2009-10
9. 73 Daiesha Hawthorne, 2001-02
10. 67 Samantha Mahoney, 2004-05

Double-Figure Scoring Games

1. 29 Valerie Still, 1979-80
2. 26 A'dia Mathies, 2009-10
3. 23 Bria Goss, 2011-12

4. 22 Maria Donhoff, 1977-78
5. 18 Kristi Cushenberry, 1988-89
- 18 Samantha Mahoney, 2004-05
7. 17 Leslie Nichols, 1982-83
- 17 Laura Meadows, 1997-98
- 17 Sarah Elliot, 2004-05
10. 15 Jodie Whitaker, 1985-86

Double-Figure Rebounds Games

1. 25 Valerie Still, 1979-80
2. 9 Leslie Nichols, 1982-83
3. 7 Victoria Dunlap, 2007-08
4. 6 Elisabeth Lukschu, 1977-78
5. 3 Laura Meadows, 1997-98
- 3 Jennifer Humphrey, 2002-03

Double-Figure Assists

1. 2 Sandy Harding, 1983-84
2. 1 Jodie Whitaker, 1985-86
- 1 Tracye Davis, 1987-88

SINGLE-GAME FRESHMAN RECORDS

Points

39 Valerie Still vs. Indiana (12/6/80)

Rebounds

26 Valerie Still vs. Rutgers (Jan. 12, 1980)

Assists

13 Tracye Davis vs. Tennessee St. (1/30/88)

Blocks

5 Sarah Elliott vs. West Virginia (3/28/05)

Steals

8 A'dia Mathies vs. Miss. Valley St. (1/1/10)



YEAR-BY-YEAR RESULTS

Year	Final			SEC			SEC Tournament			NCAA/WNIT Tournament			Coach					
	W	L	Pct.	Rank	H	A	N	W	L	Pct.	Finish	W		L	Finish	W	L	Finish
1974-75	16	9	.640															Fearnster
1975-76	13	12	.520		6-4	5-5	2-3											Fearnster
1976-77	19	7	.731		7-3	7-3	5-1											Yow
1977-78	23	12	.657		13-3	5-4	5-5								2	1	3rd (WNIT)	Yow
1978-79	13	16	.448		6-7	6-6	1-3											Yow
1979-80	24	5	.828	14	14-1	8-3	2-1											Yow
1980-81	25	6	.806	11	16-0	7-3	2-3											Hall
1981-82	24	8	.750	13	17-2	6-5	1-1											Hall
1982-83	23	5	.821	12	15-1	8-2	0-2			6	2	.750	t2nd SEC/2nd East				Hall	
1983-84	15	13	.536		11-6	4-6	0-1			2	6	.250	t7th SEC/t3rd East				Hall	
1984-85	16	12	.571		11-5	5-6	0-1			3	5	.375	t7th SEC/t4th East				Hall	
1985-86	18	11	.621		13-3	5-7	0-1			4	5	.444	t6th				Hall	
1986-87	17	11	.607		8-5	7-4	2-2			3	6	.333	7th				Hall	
1987-88	14	15	.483		12-4	1-10	1-1			0	9	.000	10th				Fanning	
1988-89	12	16	.428		9-4	3-11	0-1			3	6	.333	t7th				Fanning	
1989-90	23	8	.742		11-3	8-4	4-1			3	6	.333	8th				Fanning	
1990-91	20	9	.690		11-3	7-4	2-2			4	5	.444	t5th				Fanning	
1991-92	16	14	.533		9-4	3-8	4-2			5	6	.455	6th				Fanning	
1992-93	18	10	.643		10-3	5-4	3-3			5	6	.455	t6th				Fanning	
1993-94	17	11	.607		9-4	6-5	2-2			5	6	.455	t7th				Fanning	
1994-95	14	14	.500		8-5	5-8	1-1			4	7	.364	9th				Fanning	
1995-96	8	19	.296		6-5	0-9	2-5			2	9	.182	t11th				Mattox	
1996-97	8	19	.296		4-6	3-10	1-3			2	10	.167	10th				Mattox	
1997-98	13	15	.464		7-5	3-9	3-1			5	9	.357	8th				Mattox	
1998-99	21	11	.656		7-3	9-5	5-3			7	7	.500	t5th				Mattox	
1999-00	15	14	.517		7-5	7-6	1-3			5	9	.357	t8th				Mattox	
2000-01	6	21	.222		5-7	1-10	0-4			2	12	.143	12th				Mattox	
2001-02	9	20	.450		3-8	2-11	4-1			1	13	.071	12th				Mattox	
2002-03	11	16	.407		8-5	1-10	2-1			4	10	.286	9th				Mattox	
2003-04	11	17	.393		7-7	3-9	1-1			3	11	.214	11th				Mattox	
2004-05	18	16	.529		15-3	2-10	1-3			4	10	.286	t9th				DeMoss	
2005-06	22	9	.710		11-4	7-3	4-2			9	5	.643	4th				DeMoss	
2006-07	20	14	.588		10-5	6-7	4-2			6	8	.429	t7th				DeMoss	
2007-08	17	16	.515		10-5	5-8	2-3			8	6	.571	t4th				Mitchell	
2008-09	16	16	.500		11-6	4-9	1-1			5	9	.357	t9th				Mitchell	
2009-10	28	8	.778	19/19	17-0	6-6	5-2			11	5	.688	3rd				Mitchell	
2010-11	25	9	.735	17/22	13-2	8-5	4-2			11	5	.688	2nd				Mitchell	
2011-12	28	7	.800	12/8	18-0	6-5	4-2			13	3	.812	1st				Mitchell	
2012-13	30	6	.833	7/7	16-1	9-3	5-2			13	3	.812	2nd				Mitchell	
2013-14	26	9	.743	10/11	12-4	9-3	5-2			10	6	.625	4th				Mitchell	

Totals 686 477 .589

403-151 202-246 91-80

168 225 .427

29 35

Rankings - AP/Coaches Poll



ALL-TIME RESULTS

MATTHEW MITCHELL
Overall Record at UK: 170-71
(2007-present)

2013-14

Coach: Matthew Mitchell
Record: 26-9 (10-6 SEC)

Nov. 8	Marist	75-61	Won	(A)
Nov. 10	Wagner	96-57	Won	(A)
Nov. 13	Georgia Southern	103-38	Won	(H)
Nov. 17	Central Michigan	96-74	Won	(H)
Nov. 21	Lipscomb	116-49	Won	(H)
Nov. 24	Middle Tennessee	84-72	Won	(A)
Nov. 27	Bradley	117-77	Won	(H)
Dec. 1	#3/4 Louisville	69-64	Won	(H)
Dec. 6	#9/9 Baylor %	133-130 (4OT)	Won	(N)
Dec. 12	DePaul	96-85	Won	(A)
Dec. 15	East Tennessee State	73-56	Won	(H)
Dec. 22	#2/2 Duke !	61-69	Lost	(H)
Dec. 29	Grambling State	109-46	Won	(H)
Jan. 2	Alabama	85-63	Won	(A)
Jan. 5	Florida	73-83	Lost	(H)
Jan. 9	#10/11 South Carolina	59-68	Lost	(A)
Jan. 12	Missouri	80-69	Won	(H)
Jan. 19	Auburn	73-71	Won	(A)
Jan. 23	Alabama	55-57	Lost	(H)
Jan. 26	Arkansas	68-58	Won	(H)
Jan. 30	Georgia	56-58	Lost	(A)
Feb. 2	#14/14 LSU	63-56	Won	(H)
Feb. 9	Florida	80-86	Lost	(A)
Feb. 13	Ole Miss	108-78	Won	(H)
Feb. 16	#8/8 Tennessee	75-71	Won	(A)
Feb. 20	#4/6 South Carolina	58-81	Lost	(H)
Feb. 23	#16/13 Texas A&M	83-74	Won	(A)
Feb. 27	Mississippi State	81-74 (OT)	Won	(H)
March 2	Vanderbilt	65-63	Won	(H)
March 7	Florida *	75-70	Won	(N)
March 8	#5/7 South Carolina *	68-58	Won	(N)
March 9	#6/6 Tennessee *	70-71	Lost	(N)
March 22	Wright State **	106-60	Won	(H)
March 24	Syracuse **	64-59	Won	(H)
March 29	#5/6 Baylor ***	72-90	Lost	(N)

% - Game Played in AT&T Stadium (Arlington, Texas)

! - Game played in Rupp Arena

* - SEC Tournament, Duluth, Ga. (The Arena at Gwinnett Center)

** - NCAA 1st & 2nd Rounds, Lexington, Ky. (Memorial Coliseum)

*** - NCAA Regional, South Bend, Ind. (Purcell Pavilion)

2012-13

Coach: Matthew Mitchell
Record: 30-6 (13-3 SEC)

Nov. 10	Delaware State	96-50	Won	(H)
Nov. 13	Baylor #1/1	51-85	Lost	(A)
Nov. 17	High Point	80-46	Won	(H)
Nov. 23	Morehead State	73-37	Won	(H)
Nov. 25	USC Upstate	100-34	Won	(H)
Nov. 28	Miami (Ohio)	92-53	Won	(H)
Dec. 2	#7/6 Louisville	48-47	Won	(A)
Dec. 7	DePaul !	96-64	Won	(H)

Dec. 9	Middle Tennessee	68-46	Won	(H)
Dec. 18	Pepperdine	80-62	Won	(A)
Dec. 21	UC Santa Barbara	66-38	Won	(A)
Dec. 28	Alcorn State	90-23	Won	(H)
Dec. 30	Marist	78-56	Won	(H)
Jan. 3	Florida	76-69	Won	(H)
Jan. 6	Alabama	87-70	Won	(A)
Jan. 10	#20/21 Texas A&M	65-62	Won	(H)
Jan. 13	Missouri	69-43	Won	(A)
Jan. 17	Mississippi State	100-47	Won	(H)
Jan. 20	Auburn	97-53	Won	(H)
Jan. 24	#18/14 South Carolina	50-55	Lost	(A)
Jan. 27	LSU	73-60	Won	(H)
Feb. 3	#13/14 Georgia	71-75	Lost	(H)
Feb. 7	Arkansas	80-74 (OT)	Won	(A)
Feb. 10	Vanderbilt	75-53	Won	(A)
Feb. 14	#16/14 South Carolina	78-74	Won	(H)
Feb. 18	#10/13 Texas A&M	70-66	Won	(A)
Feb. 24	LSU	72-77	Lost	(A)
Feb. 28	Ole Miss	90-65	Won	(A)
March 3	#8/8 Tennessee	78-65	Won	(H)
March 8	Vanderbilt *	76-65	Won	(N)
March 9	#12/12 Georgia *	60-38	Won	(N)
March 10	#19/19 Texas A&M *	67-75	Lost	(N)
March 24	Navy **	61-41	Won	(N)
March 26	#18/15 Dayton **	84-70	Won	(N)
March 30	#15/16 Delaware ***	69-62	Won	(N)
April 1	#3/3 Connecticut ***	53-83	Lost	(N)

! - Game played in Rupp Arena

* - SEC Tournament, Duluth, Ga. (The Arena at Gwinnett Center)

** - NCAA 1st & 2nd Rounds, Queens, N.Y. (Carnesecca Arena)

*** - NCAA Regional, Bridgeport, Conn. (Webster Bank Arena)

2011-12

SEC Regular Season Champions

Coach: Matthew Mitchell
Record: 28-7 (13-3 SEC)

Nov. 11	Morehead State	96-60	Won	(A)
Nov. 15	Jacksonville State	100-25	Won	(H)
Nov. 17	Northeastern	81-47	Won	(H)
Nov. 19	Southern Miss	88-71	Won	(H)
Nov. 23	Nebraska Omaha	81-48	Won	(H)
Nov. 25	Sam Houston State	73-52	Won	(H)
Nov. 27	Mississippi Valley State	90-51	Won	(H)
Dec. 4	#10/11 Louisville	74-54	Won	(H)
Dec. 8	#6/5 Duke !	72-65	Won	(H)
Dec. 11	Arkansas-Pine Bluff	101-43	Won	(H)
Dec. 18	#3/3 Notre Dame	83-92	Lost	(A)
Dec. 21	Samford	90-61	Won	(H)
Dec. 28	Middle Tennessee	58-70	Lost	(A)
Jan. 1	Florida	59-56	Won	(A)
Jan. 5	Arkansas	84-72	Won	(H)
Jan. 8	Mississippi State	88-40	Won	(H)
Jan. 12	#6/7 Tennessee	61-60	Won	(H)
Jan. 15	#24/rv South Carolina	66-58	Won	(A)
Jan. 19	#15/14 Georgia	69-64	Won	(A)
Jan. 22	Florida	57-52	Won	(H)
Jan. 26	Auburn	66-48	Won	(A)
Jan. 29	Alabama	82-68	Won	(H)
Feb. 2	Ole Miss	82-41	Won	(H)
Feb. 5	LSU	51-61	Lost	(A)
Feb. 13	#13/11 Tennessee	54-91	Lost	(A)
Feb. 16	Alabama	75-77	Lost	(A)
Feb. 20	RV/#24 Vanderbilt	70-61	Won	(H)
Feb. 23	South Carolina	53-50	Won	(H)
Feb. 26	Mississippi State	76-40	Won	(A)
March 2	Florida *	71-67	Won	(N)
March 3	LSU *	61-72	Lost	(N)
March 17	McNeese State **	68-62	Won	(N)
March 19	#10/10 Green Bay **	65-62	Won	(N)
March 25	RV/#24 Gonzaga ***	79-62	Won	(N)
March 27	#3/3 Connecticut ***	65-80	Lost	(N)

! - Game played in Rupp Arena

* - SEC Tournament, Nashville, Tenn. (Bridgestone Arena)

** - NCAA 1st & 2nd Rounds, Ames, Iowa (Hilton Coliseum)

*** - NCAA Regional, Kingston, R.I. (Ryan Center)

2010-11

Coach: Matthew Mitchell

Record: 25-9 (11-5 SEC)

Nov. 12	Morehead State	82-48	Won	(H)
Nov. 14	Miami (Ohio)	84-71	Won	(A)
Nov. 21	#12/12 Notre Dame	81-76	Won	(H)
Nov. 26	Murray State *	91-59	Won	(N)
Nov. 27	Southern Miss *	79-60	Won	(A)
Dec. 5	Louisville	52-78	Lost	(A)
Dec. 7	Tennessee Tech	77-53	Won	(H)
Dec. 11	UT-Chattanooga	79-64	Won	(A)
Dec. 18	Alabama A&M	84-58	Won	(H)
Dec. 21	Arkansas Pine Bluff	107-35	Won	(H)
Dec. 29	Middle Tennessee	81-72	Won	(H)
Dec. 30	UT-Martin	68-47	Won	(H)
Jan. 4	#3/3 Duke	48-54	Lost	(A)
Jan. 6	#25/RV Arkansas	67-78	Lost	(A)
Jan. 9	Georgia	59-61	Lost	(H)
Jan. 13	South Carolina	66-48	Won	(H)
Jan. 16	Mississippi State	72-60	Won	(H)
Jan. 20	Florida	59-58	Won	(A)
Jan. 23	Vanderbilt	78-68	Won	(H)
Jan. 27	Ole Miss	74-68	Won	(A)
Jan. 30	Alabama	82-69	Won	(A)
Feb. 3	Auburn	69-38	Won	(H)
Feb. 7	#4/4 Tennessee	67-73	Lost	(H)
Feb. 10	South Carolina	61-66	Lost	(A)
Feb. 13	LSU	49-47	Won	(H)
Feb. 17	Georgia	51-69	Lost	(A)
Feb. 20	Vanderbilt	80-71	Won	(A)
Feb. 24	Arkansas	55-54	Won	(H)
Feb. 27	Auburn	76-62	Won	(A)
March 4	LSU **	60-58	Won	(N)
March 5	Vanderbilt **	69-56	Won	(N)
March 6	#4/4 Tennessee **	65-90	Lost	(N)
March 19	Hampton ***	66-62 (OT)	Won	(N)
March 21	#14/14 North Carolina ***	74-86	Lost	(N)

* Lady Eagle Thanksgiving Classic (Hattiesburg, Miss.)
(Reed Green Coliseum)

** SEC Tournament, Nashville, Tenn. (Bridgestone Arena)

*** NCAA 1st & 2nd Rounds, Albuquerque, N.M.
(The Pit/University Arena)



ALL-TIME RESULTS

2009-10

Coach: Matthew Mitchell

Record: 28-8 (11-5 SEC)

Nov. 13	Boston	92-58	Won	(H)
Nov. 15	Butler	87-66	Won	(H)
Nov. 17	Morehead State	72-55	Won	(A)
Nov. 22	Chattanooga	65-55	Won	(H)
Nov. 25	UC-Santa Barbara	68-54	Won	(A)
Nov. 28	McNeese State	85-50	Won	(H)
Dec. 01	Miami (Ohio)	107-53	Won	(H)
Dec. 04	Cincinnati	68-57	Won	(A)
Dec. 13	Florida A&M	91-39	Won	(H)
Dec. 20	Louisville	101-67	Won	(H)
Dec. 22	UT-Martin	87-47	Won	(H)
Dec. 28	Middle Tennessee	51-57	Lost	(A)
Jan. 1	Mississippi Valley State	93-48	Won	(H)
Jan. 7	#8/8 Georgia	60-61 (OT)	Lost	(A)
Jan. 10	#17/16 Vanderbilt	63-53	Won	(H)
Jan. 14	South Carolina	71-79	Lost	(A)
Jan. 17	Alabama	88-63	Won	(H)
Jan. 21	Arkansas	69-52	Won	(H)
Jan. 24	Auburn	68-50	Won	(H)
Jan. 28	#18/19 LSU	71-62	Won	(A)
Jan. 31	Mississippi State	69-59	Won	(A)
Feb. 4	Ole Miss	80-66	Won	(H)
Feb. 7	Arkansas	71-57	Won	(A)
Feb. 11	#19/18 Georgia	64-48	Won	(H)
Feb. 14	#RV/No. 22 Vanderbilt	55-68	Lost	(A)
Feb. 18	Florida	77-51	Won	(H)
Feb. 21	South Carolina	71-50	Won	(H)
Feb. 25	#4/4 Tennessee	65-81	Lost	(A)
Feb. 28	Auburn	53-65	Lost	(A)
March 5	Auburn *	65-54	Won	(N)
March 6	Mississippi State *	76-65	Won	(N)
March 7	#4/4 Tennessee *	62-70	Lost	(N)
March 20	Liberty **	83-77	Won	(N)
March 22	#24/25 Michigan State **	70-52	Won	(N)
March 28	#4/4 Nebraska ***	76-67	Won	(N)
March 30	#12/12 Oklahoma ***	68-88	Lost	(N)

* SEC Tournament, Duluth Ga.
(The Arena at Gwinnett Center)

** NCAA 1st & 2nd Rounds, Louisville, Ky. (Freedom Hall)

*** NCAA Regionals, Kansas City, Mo. (Sprint Center)

2008-09

Coach: Matthew Mitchell

Record: 16-16 (5-9 SEC)

Nov. 15	Michigan	60-70	Lost	(H)
Nov. 17	Cincinnati	58-55	Won	(H)
Nov. 23	George Washington	67-48	Won	(H)
Nov. 28	Yale*	87-82	Won	(N)
Nov. 29	Long Island *	46-43	Won	(A)
Dec. 2	#23/25 Xavier	44-67	Lost	(A)
Dec. 4	Western Kentucky	57-66	Lost	(A)
Dec. 6	Furman	74-35	Won	(H)
Dec. 12	East Tennessee State	50-59	Lost	(H)
Dec. 14	#12/13 Louisville	59-75	Lost	(A)
Dec. 19	Alabama A&M	65-45	Won	(H)
Dec. 21	UC-Santa Barbara	69-58	Won	(H)
Dec. 30	IUPUI	82-60	Won	(H)
Jan. 1	North Carolina A&T	72-63	Won	(H)
Jan. 3	Miami (Ohio)	80-55	Won	(A)
Jan. 8	Tennessee	64-69	Lost	(A)

Jan. 11	Arkansas	72-63	Won	(H)
Jan. 15	Alabama	67-57	Won	(A)
Jan. 18	Mississippi State	45-52	Lost	(H)
Jan. 25	LSU	56-59	Lost	(H)
Jan. 29	#12/16 Florida	74-59	Lost	(A)
Feb. 1	Ole Miss	60-69	Lost	(A)
Feb. 5	South Carolina	61-47	Won	(H)
Feb. 8	#20/22 Vanderbilt	62-72	Lost	(H)
Feb. 12	#5/4 Auburn	69-81	Lost	(A)
Feb. 19	#13/19 Tennessee	66-56	Won	(H)
Feb. 22	LSU	56-57	Lost	(A)
Feb. 26	Georgia	57-61	Lost	(H)
March 1	South Carolina	70-53	Won	(A)
March 5	Georgia **	64-82	Lost	(N)
March 19	Chattanooga ***	81-76 (OT)	Won	(H)
March 22	Wisconsin ***	45-49	Lost	(A)

* Courtyard LaGuardia Turkey Classic (Brooklyn, N.Y.) - Wellness, Recreation and Athletic Center

** SEC Tournament (North Little Rock, Ark.) - Alltel Arena

*** WNIT Tournament (Campus Sites)

2007-08

Coach: Matthew Mitchell

Record: 17-16 (8-6 SEC)

Nov. 10	USC-Upstate	74-59	Won	(H)
Nov. 14	#14/12 George Wash.	65-75	Lost	(A)
Nov. 18	Florida Atlantic	61-53	Won	(H)
Nov. 23	Minnesota *	80-92	Lost	(N)
Nov. 24	#21/22 Texas *	60-72	Lost	(N)
Nov. 25	Lipscomb *	76-55	Won	(N)
Nov. 30	Western Kentucky !	74-78 (OT)	Lost	(H)
Dec. 4	William & Mary	75-44	Won	(H)
Dec. 8	Michigan	59-63	Lost	(A)
Dec. 20	Louisville !	65-80	Lost	(A)
Dec. 28	#23 Old Dominion	62-71	Lost	(H)
Dec. 30	South Alabama	66-56	Won	(A)
Jan. 1	Xavier	46-51	Lost	(H)
Jan. 7	Wofford	67-57	Won	(H)
Jan. 10	Florida	60-58	Won	(H)
Jan. 13	Mississippi State	64-60	Won	(A)
Jan. 17	#2 Tennessee	40-65	Lost	(A)
Jan. 20	#20/18 Auburn	62-55	Won	(H)
Jan. 24	South Carolina	66-62	Won	(A)
Jan. 27	#9 LSU !	46-72	Lost	(H)
Jan. 31	#17/14 Georgia	47-44	Won	(A)
Feb. 3	#2 Tennessee	51-79	Lost	(A)
Feb. 7	Ole Miss !	59-54	Won	(H)
Feb. 14	#25 Vanderbilt	49-66	Lost	(A)
Feb. 17	Alabama	64-44	Won	(H)
Feb. 21	#6 LSU	48-52	Lost	(A)
Feb. 24	Arkansas	59-56	Won	(A)
March 2	South Carolina !	57-65	Lost	(H)
March 7	#23/21 Georgia **	57-50	Won	(N)
March 8	#7/6 LSU **	49-66	Lost	(N)
March 21	Middle Tennessee ***	68-66 (OT)	Won	(H)
March 26	James Madison ***	84-76	Won	(H)
March 30	Marquette ***	64-69	Lost	(H)

* Rainbow Wahine Classic (Honolulu, Hawaii) - Stan Sheriff Center

** SEC Tournament (Nashville, Tenn.) - Sommet Center

*** WNIT Tournament (Lexington, Ky.) - Memorial Coliseum

! - Played in Rupp Arena

MICKIE DEMOSS

Overall Record at UK: 71-56 (2003-07)

2006-07

Coach: Mickie DeMoss

Record: 20-14 (6-8 SEC)

Nov. 10	Washington State *	80-51	Won	(H)
Nov. 12	Indiana *	51-54	Lost	(H)
Nov. 18	Old Dominion	69-55	Won	(A)
Nov. 24	Delaware **	70-86	Lost	(N)
Nov. 25	Southern Illinois **	78-59	Won	(N)
Nov. 29	Detroit	79-44	Won	(H)
Dec. 3	#19 Louisville	75-83	Lost	(A)
Dec. 8	Alabama State	75-46	Won	(H)
Dec. 17	Arkansas-Pine Bluff !	83-46	Won	(H)
Dec. 19	Mississippi Valley State	84-37	Won	(H)
Dec. 21	Southern	70-44	Won	(H)
Dec. 29	Kent State ***	82-47	Won	(N)
Dec. 30	Memphis ***	86-51	Won	(N)
Jan. 2	Texas-Pan American	77-45	Won	(H)
Jan. 4	South Carolina	59-55	Won	(H)
Jan. 6	#7/8 Ohio State	51-53	Lost	(A)
Jan. 11	Alabama	63-62	Won	(A)
Jan. 14	Ole Miss	65-67 (OT)	Lost	(H)
Jan. 18	#8 LSU	58-76	Lost	(A)
Jan. 21	Auburn	68-65	Won	(A)
Jan. 25	Mississippi State !	75-83 (2OT)	Lost	(H)
Jan. 28	South Carolina	56-66	Lost	(A)
Feb. 1	#15 Vanderbilt	62-63	Lost	(H)
Feb. 4	Florida	84-74	Won	(H)
Feb. 8	Ole Miss	69-61	Won	(A)
Feb. 11	#3 Tennessee	62-84	Lost	(A)
Feb. 15	#11/12 Georgia !	72-82 (OT)	Lost	(H)
Feb. 18	Arkansas !	87-60	Won	(H)
Feb. 25	Florida	79-83	Lost	(A)
March 1	Arkansas ****	72-57	Won	(N)
March 2	#10/12 Georgia ****	40-72	Lost	(N)
March 15	Oakland *****	65-56	Won	(A)
March 19	Ball State *****	85-82	Won	(A)
March 22	Wisconsin *****	61-67	Lost	(A)

* Women's Sports Foundation Tournament (Lexington, Ky.) - Memorial Coliseum

** odwalla Classic (San Francisco, Calif.) - War Memorial Gymnasium

*** Wells Fargo New Year's Classic (San Antonio, Texas) - USTA Convocation Center

**** SEC Tournament (Duluth, Ga.) - Gwinnett Center

***** WNIT (Campus Sites)

! - Played in Rupp Arena

2005-06

Coach: Mickie DeMoss

Record: 22-9 (9-5 SEC)

Nov. 18	IUPUI	81-52	Won	(H)
Nov. 22	Stetson	84-38	Won	(H)
Nov. 25	Indiana State *	68-58	Won	(N)
Nov. 26	Hofstra *	67-54	Won	(N)
Dec. 1	Florida International	71-56	Won	(H)
Dec. 6	North Carolina A&T	71-40	Won	(H)
Dec. 8	Georgetown	63-47	Won	(H)
Dec. 10	Detroit	74-65	Won	(A)



ALL-TIME RESULTS

Dec. 18	#3 LSU	36-66	Lost	(H)
Dec. 22	Tennessee State	105-45	Won	(H)
Dec. 28	Louisville !	55-64	Lost	(H)
Dec. 31	Wake Forest	77-82	Lost	(A)
Jan. 2	Bowling Green St.	66-62 (OT)	Won	(H)
Jan. 8	South Carolina	72-60	Won	(H)
Jan. 12	#RV/24 Florida	80-65	Won	(A)
Jan. 15	Georgia Tech **	66-62	Won	(A)
Jan. 19	Auburn !	57-71	Lost	(H)
Jan. 22	Ole Miss	81-75	Won	(A)
Jan. 26	#1/3 Tennessee !	66-63	Won	(H)
Feb. 2	#14 Georgia	57-91	Lost	(A)
Feb. 5	Florida	61-68	Lost	(H)
Feb. 9	South Carolina	75-71	Won	(A)
Feb. 12	Arkansas	79-50	Won	(A)
Feb. 16	Ole Miss	65-61	Won	(H)
Feb. 19	Mississippi State	51-46	Won	(A)
Feb. 23	#23/24 Vanderbilt	55-72	Lost	(A)
Feb. 26	Alabama !	80-60	Won	(H)
March 2	#23/RV Florida ***	88-70	Won	(N)
March 3	#3 LSU ***	52-79	Lost	(N)
March 18	Chattanooga ****	69-59	Won	(N)
March 20	#16/17 Michigan State ****	63-67	Lost	(N)

* Pepperdine Tournament (Malibu, Calif.) - Firestone Fieldhouse
 ** Russell Athletic Shootout (Duluth, Ga.) - Gwinnett Center
 *** SEC Tournament (North Little Rock, Ark.) - Alltel Arena
 **** NCAA First and Second Rounds (Rosemont, Ill.) - Allstate Arena
 ! - Played in Rupp Arena

2004-05

Coach: Mickie DeMoss
Record: 18-16 (4-10 SEC)

Nov. 19	Butler	82-44	Won	(H)
Nov. 21	Florida A&M	84-55	Won	(H)
Nov. 25	Oregon St. &	73-70	Won	(N)
Nov. 26	South Dakota St. &	55-57	Lost	(N)
Nov. 27	#17/18 Rutgers &	60-75	Lost	(N)
Dec. 1	Northwestern	70-63	Won	(A)
Dec. 5	Louisville	49-66	Lost	(A)
Dec. 10	Charleston So.	89-33	Won	(H)
Dec. 12	Marshall	73-55	Won	(A)
Dec. 18	UAB	90-60	Won	(H)
Dec. 21	Nicholls State !	106-51	Won	(H)
Dec. 28	Xavier	67-75	Lost	(A)
Dec. 30	Wake Forest !	66-61	Won	(H)
Jan. 2	St. Francis (Penn.)	85-73	Won	(H)
Jan. 4	Longwood	79-41	Won	(H)
Jan. 9	Alabama	63-69 (OT)	Lost	(A)
Jan. 13	#18 Georgia !	71-63	Won	(H)
Jan. 16	Ole Miss	70-63	Won	(H)
Jan. 20	Mississippi St.	59-72	Lost	(A)
Jan. 23	#7/9 Tennessee	49-67	Lost	(A)
Jan. 27	#23/21 Vanderbilt	67-73	Lost	(H)
Jan. 30	South Carolina	66-50	Won	(H)
Feb. 6	#18/19 Georgia	64-68	Lost	(A)
Feb. 10	Florida	59-70	Lost	(H)
Feb. 13	Auburn	50-65	Lost	(A)
Feb. 17	#1 LSU	58-81	Lost	(A)
Feb. 20	Mississippi State	55-71	Lost	(A)
Feb. 24	South Carolina	47-60	Lost	(A)
Feb. 27	Arkansas	73-67	Won	(H)

March 3	Auburn *	57-62	Lost	(N)
March 18	Eastern Michigan **	79-68	Won	(H)
March 20	Chattanooga **	91-54	Won	(H)
March 24	Xavier **	67-62	Won	(H)
March 28	West Virginia **	75-80 (2OT)	Lost	(H)

& Paradise Jam (St. Thomas, Virgin Islands)
 * SEC Tournament (Greenville, S.C.) - BiLo Center
 ** WNIT (Lexington, Ky.) - Memorial Coliseum
 ! - Played in Rupp Arena

2003-04

Coach: Mickie DeMoss
Record: 11-17 (3-11 SEC)

Nov. 21	IPFW	79-59	Won	(H)
Nov. 23	Northwestern	67-60	Won	(H)
Nov. 25	#13 North Carolina !	59-75	Lost	(H)
Nov. 28	Duquesne *	90-83	Won	(N)
Nov. 29	San Francisco *	59-67	Lost	(A)
Dec. 3	Louisville !	84-80 (OT)	Won	(H)
Dec. 10	Xavier	60-75	Lost	(H)
Dec. 13	Temple	82-86 (OT)	Lost	(A)
Dec. 20	Miami (Ohio)	64-58	Won	(A)
Dec. 22	Western Kentucky	76-63	Won	(A)
Dec. 30	Austin Peay	82-56	Won	(H)
Jan. 2	Cincinnati	52-60	Lost	(A)
Jan. 6	High Point	83-45	Won	(H)
Jan. 8	#22 Vanderbilt	57-65	Lost	(A)
Jan. 11	#12/9 Georgia	53-74	Lost	(H)
Jan. 18	#14 LSU	69-70	Lost	(H)
Jan. 22	Mississippi State	67-80	Lost	(A)
Jan. 25	South Carolina	75-61	Won	(A)
Jan. 29	#1 Tennessee	72-81	Lost	(H)
Feb. 1	Ole Miss	88-90 (2OT)	Lost	(A)
Feb. 5	#19/22 Auburn	54-71	Lost	(H)
Feb. 8	#24/RV Florida	56-76	Lost	(A)
Feb. 15	Mississippi State	41-54	Lost	(H)
Feb. 19	Arkansas	58-69	Lost	(A)
Feb. 22	Alabama	62-59	Won	(H)
Feb. 26	South Carolina	71-54	Won	(H)
Feb. 29	#19/15 Georgia	62-73	Lost	(A)
March 4	#19/RV Vanderbilt **	41-60	Lost	(N)

* Odwalla Classic (San Francisco, Calif.) - War Memorial Gym
 ** SEC Tournament (Nashville, Tenn.) - Gaylord Entertainment Center
 ! - Played in Rupp Arena

BERNADETTE MATTOX

Overall Record: 91-135 (1995-2003)

2002-03

Coach: Bernadette Mattox
Record: 11-16 (4-10 SEC)
Captain: Rita Adams

Nov. 25	Southern Illinois	79-53	Won	(H)
Nov. 29	Pacific *	77-61	Won	(N)
Nov. 30	Washington *	56-88	Lost	(A)
Dec. 4	Evansville	66-70	Lost	(A)
Dec. 7	Western Kentucky	83-88	Lost	(H)
Dec. 14	Hawaii **	59-70	Lost	(A)
Dec. 15	Long Island **	72-64	Won	(N)
Dec. 21	Miami (Ohio)	108-102 (OT)	Won	(H)

Dec. 23	Morris Brown	106-32	Won	(H)
Dec. 31	Cincinnati	69-67	Won	(H)
Jan. 2	Marshall !	75-42	Won	(H)
Jan. 5	Louisville	62-86	Lost	(A)
Jan. 12	Alabama	59-55	Won	(H)
Jan. 16	LSU	39-82	Lost	(A)
Jan. 19	Vanderbilt	50-84	Lost	(A)
Jan. 23	Ole Miss	83-66	Won	(H)
Jan. 26	Georgia	59-71	Lost	(A)
Feb. 2	South Carolina	46-49	Lost	(H)
Feb. 6	Auburn	56-63 (OT)	Lost	(A)
Feb. 9	Vanderbilt	63-85	Lost	(H)
Feb. 13	Arkansas	60-70	Lost	(H)
Feb. 16	Mississippi State	46-96	Lost	(A)
Feb. 20	Florida	49-47	Won	(H)
Feb. 23	Alabama	73-71 (2OT)	Won	(A)
Feb. 27	South Carolina	51-97	Lost	(A)
March 2	Tennessee	69-84	Lost	(H)
March 6	Auburn ***	62-68	Lost	(N)

* Seattle Times Husky Classic (Seattle, Wash.) - Bank of America Arena

** Hawaii Invitational (Honolulu, Hawaii) - Stan Sheriff Center

*** SEC Tournament (North Little Rock, Ark.) - Alltel Arena

! - Played in Rupp Arena

2001-02

Coach: Bernadette Mattox
Record: 9-20 (1-13 SEC)
Captains: LaTonya McDole and Niecee Patterson

Nov. 17	Temple	64-55	Won	(H)
Nov. 23	Sam Houston State *	100-55	Won	(N)
Nov. 24	Memphis *	55-63	Lost	(A)
Nov. 28	North Carolina	64-102	Lost	(A)
Dec. 1	Miami (Fla.)	60-57	Won	(H)
Dec. 5	Miami (Ohio)	64-73	Lost	(A)
Dec. 8	Western Kentucky	79-84	Lost	(A)
Dec. 16	Virginia Commonwealth	66-61	Won	(A)
Dec. 19	Louisville	72-53	Won	(H)
Dec. 22	Evansville	72-78	Lost	(H)
Dec. 28	Southern Miss **	59-44	Won	(N)
Dec. 29	Lafayette **	83-60	Won	(N)
Jan. 3	Mississippi State	54-59	Lost	(H)
Jan. 6	Alabama	63-62	Won	(A)
Jan. 10	Vanderbilt	54-71	Lost	(A)
Jan. 13	Auburn	66-70	Lost	(H)
Jan. 17	Arkansas	64-76	Lost	(A)
Jan. 20	South Carolina	49-78	Lost	(A)
Jan. 24	LSU	59-75	Lost	(H)
Jan. 27	Alabama	58-61	Lost	(H)
Feb. 3	Georgia	50-76	Lost	(H)
Feb. 7	Ole Miss	66-76	Lost	(A)
Feb. 10	South Carolina	73-74	Lost	(H)
Feb. 14	Florida	59-81	Lost	(A)
Feb. 19	Cincinnati	57-73	Lost	(A)
Feb. 21	Vanderbilt	57-73	Lost	(H)
Feb. 24	Tennessee	64-89	Lost	(A)
Feb. 28	Mississippi State ***	75-72	Won	(N)
March 1	LSU ***	62-74	Lost	(N)

* Lady Tiger Classic (Memphis, Tenn.) - Elma Roane Fieldhouse

** Blue Sky Restaurant Group Classic (Hanover, N.H.) - Edward Leede Arena

*** SEC Tournament (Nashville, Tenn.) - Gaylord Entertainment Center



ALL-TIME RESULTS

Feb. 18	Louisville	52-64	Lost	(A)
Feb. 22	South Carolina	76-52	Won	(H)
Feb. 28	Arkansas ***	60-71	Lost	(N)

* Western Michigan Tournament (Kalamazoo, Mich)
** Villanova Wildcat Classic (Villanova, Penn.)
*** SEC Tournament (Chattanooga, Tenn.)
Played in Cincinnati, Ohio - Riverfront Coliseum

1995-96

Coach: Bernadette Mattox
Record: 8-19 (2-9 SEC)
Captains: Christina Jansen and Julie Swarens-Beickman

Nov. 24	UNC-Asheville *	98-76	Won	(H)
Nov. 25	Toledo *	88-76	Won	(H)
Nov. 29	Ohio State	67-77	Lost	(H)
Dec. 1	Loyola (Md.) **	67-54	Won	(N)
Dec. 2	Northwestern **	42-78	Lost	(A)
Dec. 5	Western Kentucky	61-81	Lost	(A)
Dec. 8	Indiana #	64-71	Lost	(N)
Dec. 16	Florida ##	46-69	Lost	(N)
Dec. 21	Syracuse ###	83-63	Won	(N)
Dec. 23	Miami (Ohio)	62-71	Lost	(A)
Dec. 29	Duke ***	54-73	Lost	(N)
Dec. 30	N.C. State ***	62-66	Lost	(N)
Jan. 3	Ole Miss	60-68	Lost	(H)
Jan. 7	LSU	52-62	Lost	(H)
Jan. 11	Vanderbilt	53-58	Lost	(A)
Jan. 14	Tennessee	45-60	Lost	(H)
Jan. 20	Alabama	51-66	Lost	(A)
Jan. 24	South Carolina	53-66	Lost	(H)
Jan. 28	Arkansas	69-65	Won	(H)
Feb. 7	Marshall	66-72	Lost	(A)
Feb. 10	Auburn	46-88	Lost	(A)
Feb. 13	Georgia	55-75	Lost	(A)
Feb. 17	Mississippi State	78-60	Won	(H)
Feb. 19	Louisville	74-66	Won	(H)
Feb. 24	South Carolina	65-76	Lost	(A)
Feb. 27	Eastern Kentucky	68-62	Won	(H)
March 1	Auburn ****	43-58	Lost	(N)

* UK Invitational Tournament (Lexington, Ky.)
** Northwestern Inv. Tournament (Evanston, Ill.)
*** Big Four Classic (Greensboro, N.C.)
**** SEC Tournament (Chattanooga, Tenn.)
Played in Lafayette, Ind. - Mackey Arena
Played in Orlando, Fla. - Orlando Arena
Played in Cincinnati, Ohio - Riverfront Coliseum

SHARON FANNING

Overall Record: 134-97
(1987-95)

1994-95

Coach: Sharon Fanning
Record: 14-14 (4-7 SEC)
Captains: Stacey Reed, Karri Koach and Stephanie Baker

Nov. 25	UMass *	73-55	Won	(H)
Nov. 26	St. John's *	67-54	Won	(H)
Dec. 1	Detroit	71-48	Won	(H)
Dec. 4	Ohio State	59-75	Lost	(A)
Dec. 7	Indiana	60-65	Lost	(A)
Dec. 11	Western Kentucky	48-64	Lost	(H)
Dec. 17	Ole Miss	58-66	Lost	(A)

Dec. 19	Memphis	71-81	Lost	(A)
Dec. 28	UCLA	65-74	Lost	(A)
Dec. 31	Cal St.-Northridge	74-52	Won	(A)
Jan. 4	Florida !	63-55	Won	(H)
Jan. 7	South Carolina	85-67	Won	(H)
Jan. 11	Louisville	76-77 (OT)	Lost	(A)
Jan. 15	Mississippi State	65-53	Won	(A)
Jan. 17	Cincinnati	52-49	Won	(A)
Jan. 22	Georgia	57-68	Lost	(H)
Jan. 26	Vanderbilt	53-82	Lost	(H)
Jan. 29	Auburn	62-73	Lost	(H)
Feb. 1	UNC-Asheville	70-55	Won	(A)
Feb. 4	Arkansas	56-62	Lost	(A)
Feb. 8	Marshall	91-58	Won	(H)
Feb. 11	Alabama	62-68	Lost	(H)
Feb. 15	Morehead State	78-49	Won	(H)
Feb. 19	Tennessee	41-67	Lost	(A)
Feb. 22	Eastern Kentucky	80-67	Won	(H)
Feb. 25	LSU	63-49	Won	(A)
March 3	Auburn **	75-51	Won	(N)
March 4	Tennessee **	62-74	Lost	(N)

* Lady Kat Invitational (Lexington, Ky.)
** SEC Tournament (Chattanooga, Tenn.)
! - Played in Rupp Arena

1993-94

Coach: Sharon Fanning
Record: 17-11 (5-6 SEC)
Captains: Tedra Eberhart, Jennifer Gray, Kayla Campbell and Christe Jordan

Nov. 26	Marist *	96-65	Won	(H)
Nov. 27	Georgetown *	87-82	Won	(H)
Dec. 1	Detroit	82-76	Won	(A)
Dec. 4	Memphis State	91-63	Won	(H)
Dec. 7	Indiana	74-86	Lost	(H)
Dec. 10	Western Kentucky	77-82 (OT)	Lost	(A)
Dec. 18	Ole Miss	47-51	Lost	(H)
Dec. 21	Ohio State	81-94	Lost	(H)
Dec. 29	Central Florida **	87-45	Won	(A)
Dec. 30	Florida State **	58-55	Won	(N)
Dec. 31	North Carolina **	75-80 (OT)	Lost	(N)
Jan. 4	Florida	64-81	Lost	(A)
Jan. 8	South Carolina	82-63	Won	(A)
Jan. 12	Vanderbilt	56-83	Lost	(A)
Jan. 16	Mississippi State	81-79	Won	(H)
Jan. 19	Louisville	95-62	Won	(H)
Jan. 23	Georgia	71-70	Won	(A)
Jan. 29	Auburn	61-75	Lost	(A)
Feb. 1	Eastern Kentucky	99-75	Won	(H)
Feb. 5	Arkansas	81-60	Won	(H)
Feb. 8	Cincinnati	86-56	Won	(H)
Feb. 13	Alabama	82-96	Lost	(A)
Feb. 16	Marshall	66-43	Won	(A)
Feb. 18	Tennessee	89-95 (OT)	Lost	(H)
Feb. 23	Murray State	74-67	Won	(A)
Feb. 26	LSU	89-71	Won	(H)
March 4	South Carolina ***	83-80	Won	(N)
March 5	Vanderbilt ***	67-72	Lost	(N)

* Lady Kat Invitational (Lexington, Ky.)
** Central Florida Holiday Classic (Orlando, Fla.)
*** SEC Tournament (Chattanooga, Tenn.)

1992-93

Coach: Sharon Fanning
Record: 18-10 (5-6 SEC)
Captains: Cathy Proctor, Mia Daniel and Jocelyn Mills

Dec. 1	Marshall	79-44	Won	(H)
Dec. 4	Murray State *	89-55	Won	(H)
Dec. 5	Connecticut *	75-54	Won	(H)
Dec. 9	South Carolina	76-55	Won	(H)
Dec. 11	UNC-Charlotte **	54-57	Lost	(N)
Dec. 12	West Virginia **	73-63	Won	(N)
Dec. 19	Oklahoma State ***	57-61	Lost	(N)
Dec. 20	Chicago State ***	95-33	Won	(N)
Dec. 28	Bradley	78-49	Won	(A)
Dec. 31	Kansas	71-61	Won	(H)
Jan. 4	Mississippi State	73-53	Won	(A)
Jan. 6	Louisville	58-53	Won	(A)
Jan. 10	Georgia	69-60	Won	(H)
Jan. 13	Morehead State	66-38	Won	(H)
Jan. 16	Auburn	49-52	Lost	(H)
Jan. 19	Western Kentucky	62-60	Won	(H)
Jan. 23	Arkansas	43-45	Lost	(A)
Jan. 26	Butler	83-76	Won	(A)
Jan. 31	Alabama	77-73	Won	(H)
Feb. 6	Tennessee	61-85	Lost	(A)
Feb. 10	Cincinnati	69-72	Lost	(A)
Feb. 13	LSU	72-65	Won	(A)
Feb. 18	Eastern Kentucky	74-56	Won	(H)
Feb. 20	Ole Miss	65-77	Lost	(A)
Feb. 23	Vanderbilt	52-65	Lost	(H)
Feb. 28	Florida	69-72	Lost	(H)
March 5	Mississippi State ****	84-73	Won	(N)
March 6	Vanderbilt ****	61-68	Lost	(N)

* Lady Kat Invitational (Lexington, Ky.)
** Iowa Amana Hawkeye Classic (Iowa City, Iowa)
*** Wichita State Pizza Hut Classic (Wichita, Kan.)
**** SEC Tournament (Chattanooga, Tenn.)

Finland & Estonia Tour

May 1992 • 5-0

W, 76-56	Tapiolan Urheiluhall (Finland)
W, 73-49	Finnish Junior National Team
W, 71-66	Estonia
W, 82-80	Meelis Estonian
W, 77-53	Espoo (Finland)

1991-92

Coach: Sharon Fanning
Record: 16-14 (5-6 SEC)
Captains: Kristi Cushenberry, Rebekah Reasor and Stacy McIntyre

Nov. 23	Iowa	68-74	Lost	(H)
Nov. 26	Miami (Ohio)	90-60	Won	(H)
Nov. 29	Wichita State *	79-58	Won	(H)
Nov. 30	Houston *	70-76	Lost	(H)
Dec. 3	South Carolina	75-63	Won	(A)
Dec. 6	St. John's **	83-77	Won	(N)
Dec. 7	Kansas **	51-62	Lost	(A)
Dec. 11	Western Kentucky	67-66	Won	(A)
Dec. 14	George Washington	62-71	Lost	(A)
Dec. 28	Holy Cross ***	87-69	Won	(N)
Dec. 29	St. John's ***	64-73	Lost	(N)
Dec. 31	Connecticut	53-81	Lost	(A)
Jan. 4	Mississippi State	75-52	Won	(H)
Jan. 7	Ohio State	94-101	Lost	(A)



ALL-TIME RESULTS

Jan. 11	Georgia	65-83	Lost	(A)
Jan. 14	Cincinnati	82-72	Won	(H)
Jan. 19	Auburn	51-47	Won	(A)
Jan. 24	Arkansas	75-74 (OT)	Won	(H)
Jan. 28	Butler	97-75	Won	(H)
Feb. 1	Alabama	72-78	Lost	(A)
Feb. 5	Morehead State	79-58	Won	(H)
Feb. 8	Tennessee	52-77	Lost	(H)
Feb. 12	Vanderbilt	67-93	Lost	(A)
Feb. 16	LSU	71-55	Won	(H)
Feb. 19	Louisville	81-71	Won	(H)
Feb. 23	Ole Miss	69-82	Lost	(H)
Feb. 29	Florida	73-77	Lost	(A)
March 6	Arkansas ****	79-63	Won	(N)
March 7	Alabama ****	95-87	Won	(N)
March 8	Tennessee ****	80-94	Lost	(N)

* Lady Kat Invitational Tournament (Lexington, Ky.)
 ** Kansas Dial Classic (Lawrence, Kan.)
 *** St. John's Cahill Invitational (Jamaica, N.Y.)
 **** SEC Tournament (Albany, Ga.)

1990-91

Coach: Sharon Fanning
Record: 20-9 (4-5 SEC)
Captains: Tracie Davis, Kristi Cushenberry and Stacy McIntyre

Nov. 23	Kent State *	114-83	Won	(H)
Nov. 24	Duquesne *	101-56	Won	(H)
Nov. 26	Northern Kentucky	97-79	Won	(H)
Nov. 28	Ohio State	107-73	Won	(H)
Dec. 2	Indiana	64-80	Lost	(A)
Dec. 5	Miami (Ohio)	72-68	Won	(H)
Dec. 7	Bradley	103-75	Won	(H)
Dec. 15	Dayton !	95-68	Won	(H)
Dec. 17	Eastern Illinois	82-48	Won	(H)
Dec. 19	Marquette	86-60	Won	(A)
Dec. 29	Northeast Louisiana **	73-66	Won	(N)
Dec. 30	Indiana **	78-71	Won	(N)
Jan. 2	Pepperdine	73-64	Won	(A)
Jan. 6	LSU	74-78	Lost	(A)
Jan. 12	Tennessee	70-80	Lost	(A)
Jan. 17	Louisville	63-70	Lost	(A)
Jan. 20	Vanderbilt	80-63	Won	(H)
Jan. 27	Alabama	65-72	Lost	(H)
Jan. 30	Auburn	69-72	Lost	(H)
Feb. 1	Alabama-Birmingham	84-55	Won	(H)
Feb. 3	Georgia	71-87	Lost	(H)
Feb. 6	Morehead State	83-67	Won	(A)
Feb. 9	Mississippi State	75-64	Won	(A)
Feb. 13	Cincinnati	82-50	Won	(A)
Feb. 16	Ole Miss	87-81	Won	(A)
Feb. 21	Eastern Kentucky	79-71	Won	(A)
Feb. 23	Florida	67-65	Won	(H)
March 2	LSU ***	76-96	Lost	(N)
March 13	James Madison ****	62-70	Lost	(N)

* Lady Kat Invitational Tournament (Lexington, Ky.)
 ** Nevada-Reno New Year's Classic (Reno, Nevada)
 *** SEC Tournament (Albany, Ga.)
 **** NCAA Tournament First Round (East Region - Harrisonburg, Va.)
 ! - Played in Rupp Arena

1989-90

Coach: Sharon Fanning
Record: 23-8 (3-6 SEC)
Captain: Vanessa Foster-Sutton
Co-Captains: Malinka Salhi, Lisa Ellis and Kris Miller

Nov. 24	Kentucky State *	121-44	Won	(H)
Nov. 25	Missouri *	102-84	Won	(H)
Nov. 28	Ohio State	86-89 (3OT)	Lost	(A)
Nov. 30	Miami (Ohio)	61-56	Won	(A)
Dec. 2	Marquette	96-68	Won	(H)
Dec. 4	Indiana !	76-48	Won	(H)
Dec. 8	Michigan State **	89-72	Won	(A)
Dec. 9	Miami (Fla.) **	80-71	Won	(N)
Dec. 17	Central Florida	102-58	Won	(A)
Dec. 20	Stetson	93-58	Won	(A)
Dec. 30	Dayton	88-58	Won	(A)
Jan. 3	Cincinnati	79-45	Won	(H)
Jan. 7	Vanderbilt	70-79	Lost	(A)
Jan. 11	LSU	79-80 (OT)	Lost	(H)
Jan. 15	Mississippi State	86-61	Won	(H)
Jan. 17	Southern Utah	98-39	Won	(H)
Jan. 22	Tennessee	60-76	Lost	(H)
Jan. 27	Ole Miss !	64-71	Lost	(H)
Jan. 31	Eastern Kentucky	80-59	Won	(H)
Feb. 3	Georgia	75-78	Lost	(A)
Feb. 5	Alabama-Birmingham	81-71	Won	(A)
Feb. 10	Florida	84-70	Won	(A)
Feb. 15	Louisville	83-68	Won	(H)
Feb. 17	Alabama	74-58	Won	(A)
Feb. 20	Morehead State	106-71	Won	(H)
Feb. 24	Auburn	60-68	Lost	(A)
Feb. 27	Middle Tennessee	72-56	Won	(H)
March 2	Florida***	54-70	Lost	(N)
March 22	Maine****	76-66	Won	(N)
March 23	Miami (Fla.)****	80-68	Won	(N)
March 24	Toledo****	85-76	Won	(N)

* Lady Kat Invitational Tournament (Lexington, Ky.)
 ** Michigan State Holiday Classic (East Lansing, Mich.)
 *** SEC Tournament (Albany, Ga.)
 **** NWIT (Amarillo, Texas)
 ! - Played in Rupp Arena

1988-89

Coach: Sharon Fanning
Record: 12-16 (3-6 SEC)
Captains: Jodie Whitaker and Pam Shrum

Nov. 25	American University *	84-46	Won	(H)
Nov. 26	Radford *	89-83	Won	(H)
Nov. 29	Ohio State	80-82	Lost	(H)
Dec. 3	Ohio	77-80	Lost	(A)
Dec. 6	Dayton	72-59	Won	(H)
Dec. 10	Indiana	71-83	Lost	(A)
Dec. 18	Illinois	71-84	Lost	(A)
Dec. 20	Cincinnati	58-61	Lost	(A)
Dec. 30	Austin Peay	95-57	Won	(H)
Jan. 3	Morehead State	70-74	Lost	(A)
Jan. 6	Vanderbilt	74-68	Won	(H)
Jan. 8	Middle Tennessee	68-66	Won	(A)
Jan. 11	Eastern Kentucky	83-77 (OT)	Won	(A)
Jan. 13	Marshall	72-61	Won	(H)
Jan. 16	Kentucky State	92-53	Won	(H)
Jan. 18	Louisville	77-73	Won	(A)
Jan. 21	Tennessee	57-101	Lost	(A)
Jan. 24	Western Kentucky	75-79	Lost	(H)

Jan. 28	Ole Miss	52-70	Lost	(A)
Jan. 31	Mississippi State	54-64	Lost	(A)
Feb. 4	Georgia	70-92	Lost	(H)
Feb. 7	Tennessee Tech	68-88	Lost	(A)
Feb. 11	Florida	97-90	Won	(H)
Feb. 14	LSU	72-86	Lost	(A)
Feb. 17	Alabama	89-75	Won	(H)
Feb. 19	Virginia Tech	66-75	Lost	(A)
Feb. 25	Auburn	70-89	Lost	(H)
March 3	Florida **	64-67	Lost	(N)

* Lady Kat Invitational Tournament (Lexington, Ky.)
 ** SEC Tournament (Albany, Ga.)

1987-88

Coach: Sharon Fanning
Record: 14-15 (0-9 SEC)
Captains: Belitta Croley, Monique Tarantini and Michele Pennie

Nov. 27	Louisville *	98-77	Won	(H)
Nov. 28	East Carolina *	93-75	Won	(H)
Dec. 1	Eastern Kentucky	96-79	Won	(H)
Dec. 7	Tennessee Tech	78-69	Won	(H)
Dec. 9	Indiana	75-68	Won	(H)
Dec. 11	Western Kentucky	56-80	Lost	(A)
Dec. 20	Morehead State	101-83	Won	(H)
Dec. 28	Ohio	98-85	Won	(H)
Dec. 30	Cincinnati	67-60	Won	(H)
Jan. 4	Louisiana Tech	63-95	Lost	(A)
Jan. 7	Mississippi State	61-68	Lost	(H)
Jan. 10	Marshall	57-58	Lost	(A)
Jan. 13	Alabama	54-74	Lost	(A)
Jan. 16	Illinois State	78-84	Lost	(A)
Jan. 18	Belmont College	79-75	Won	(H)
Jan. 23	Florida	64-68	Lost	(A)
Jan. 28	Vanderbilt	68-83	Lost	(A)
Jan. 30	Tennessee State	88-70	Won	(A)
Feb. 2	Ole Miss	67-75	Lost	(H)
Feb. 5	Alabama-Birmingham	76-69	Won	(H)
Feb. 7	Georgia	70-86	Lost	(A)
Feb. 10	Dayton	58-68	Lost	(A)
Feb. 14	Auburn	57-93	Lost	(A)
Feb. 18	Tennessee	75-99	Lost	(H)
Feb. 23	LSU	74-88	Lost	(H)
Feb. 25	Middle Tennessee	76-68	Won	(H)
Feb. 29	Virginia Tech	80-79	Won	(H)
March 4	Vanderbilt**	75-67	Won	(N)
March 5	Tennessee**	66-100	Lost	(N)

* Lady Kat Invitational (Lexington, Ky.)
 ** SEC Tournament (Albany, Ga.)

TERRY HALL

Overall Record: 138-66 (1980-87)

1986-87

Coach: Terry Hall
Record: 17-11 (3-6 SEC)
Captains: Sandy Harding, Debbie Miller and Melanie Warren

Nov. 28	Bowling Green State *	74-62	Won	(H)
Nov. 29	Illinois State *	78-70	Won	(H)
Dec. 3	Indiana	63-61	Won	(A)
Dec. 6	Miami (Fla.)	71-55	Won	(A)
Dec. 9	Eastern Kentucky	88-56	Won	(A)
Dec. 12	Ohio State	71-76	Lost	(H)



ALL-TIME RESULTS

Dec. 14	Illinois	76-78	Lost	(H)
Dec. 20	Middle Tennessee State	79-68	Won	(A)
Dec. 29	Howard **	65-62	Won	(N)
Dec. 30	Duke **	63-68	Lost	(N)
Jan. 3	Louisiana Tech	63-64	Lost	(H)
Jan. 7	Morehead State	73-57	Won	(A)
Jan. 11	Tennessee	64-76	Lost	(A)
Jan. 15	Tennessee State	91-65	Won	(H)
Jan. 17	LSU	73-83	Lost	(A)
Jan. 21	Vanderbilt	74-71	Won	(H)
Jan. 23	Old Dominion	85-70	Won	(H)
Jan. 28	Ole Miss	64-72	Lost	(A)
Jan. 30	Mississippi State	61-81	Lost	(A)
Feb. 3	Auburn	53-72	Lost	(H)
Feb. 7	Alabama	89-80	Won	(H)
Feb. 14	Florida	83-76	Won	(H)
Feb. 18	Cincinnati	86-56	Won	(A)
Feb. 21	Louisville	70-48	Won	(A)
Feb. 24	Dayton	73-57	Won	(H)
Feb. 27	Georgia	64-73	Lost	(H)
March 4	Florida ***	75-53	Won	(N)
March 5	Georgia ***	64-67	Lost	(N)

* Lady Kat Invitational (Lexington, Ky.)
 ** St. John's Christmas Tournament (Jamaica, N.Y.)
 *** SEC Tournament (Albany, Ga.)

1985-86

Coach: Terry Hall
Record: 18-11 (4-5 SEC)
Captains: Leslie Nichols, Karen Mosley and Shelly Miller

Nov. 22	Marshall	102-73	Won	(A)
Nov. 29	Cleveland State *	101-63	Won	(H)
Nov. 30	Middle Tennessee *	85-77	Won	(H)
Dec. 2	Morehead State	73-58	Won	(H)
Dec. 4	Southern Illinois	66-62	Won	(H)
Dec. 7	Illinois	74-78	Lost	(A)
Dec. 13	Indiana	60-68	Lost	(H)
Dec. 22	Western Michigan	84-60	Won	(H)
Dec. 30	Ohio State	70-66	Won	(A)
Jan. 2	Tennessee Tech	65-69 (OT)	Lost	(A)
Jan. 5	Eastern Kentucky	97-55	Won	(H)
Jan. 8	Ole Miss !	69-72	Lost	(H)
Jan. 10	Old Dominion	69-74	Lost	(A)
Jan. 14	Dayton	84-64	Won	(A)
Jan. 18	Florida	66-68	Lost	(A)
Jan. 21	Cincinnati	80-67	Won	(H)
Jan. 24	Tennessee	96-82	Won	(H)
Jan. 28	LSU	63-76	Lost	(H)
Jan. 31	Charleston	111-64	Won	(H)
Feb. 2	Auburn	91-90 (2OT)	Won	(A)
Feb. 5	Vanderbilt	79-70	Won	(A)
Feb. 8	Miami (Fla.)	108-53	Won	(H)
Feb. 12	Alabama	75-76	Lost	(A)
Feb. 14	Louisville	87-77	Won	(H)
Feb. 16	Mississippi State	66-54	Won	(H)
Feb. 23	Georgia	67-113	Lost	(A)
Feb. 26	Detroit	99-71	Won	(H)
March 1	LSU **	66-77	Lost	(N)
March 12	Drake ***	70-73	Lost	(A)

*Lady Kat Dial Classic (Lexington, Ky.)
 **SEC Tournament (Athens, Ga.)
 ***NCAA Tournament (Midwest Region - Des Moines, Iowa)
 ! - Played in Rupp Arena

1984-85

Coach: Terry Hall
Record: 16-12 (3-5 SEC)
Captains: Leslie Nichols and Diane Stephens

Nov. 20	Cincinnati	67-56	Won	(H)
Nov. 24	Morehead State *	77-66	Won	(H)
Nov. 25	West Virginia *	70-63	Won	(H)
Nov. 27	Ohio State !	74-61	Won	(H)
Nov. 29	Miami (Ohio)	76-60	Won	(A)
Dec. 1	South Carolina	75-63	Won	(H)
Dec. 7	Indiana	64-65	Lost	(A)
Dec. 11	National College	83-46	Won	(A)
Dec. 21	Illinois	77-60	Won	(H)
Dec. 28	N.C. State **	78-69	Won	(A)
Dec. 29	#1 Old Dominion **	59-66	Lost	(N)
Jan. 5	Vanderbilt	58-57	Won	(A)
Jan. 9	Dayton	69-61	Won	(H)
Jan. 13	#1 Old Dominion	63-64	Lost	(H)
Jan. 15	Detroit-Mercy	76-59	Won	(H)
Jan. 19	Louisville	63-67	Lost	(A)
Jan. 23	Tennessee	76-72 (OT)	Won	(A)
Jan. 26	Florida	64-69	Lost	(A)
Jan. 29	Georgia	61-57	Won	(H)
Feb. 1	New Orleans	81-86	Lost	(A)
Feb. 3	Ole Miss	56-82	Lost	(A)
Feb. 6	Tennessee Tech	87-75	Won	(H)
Feb. 8	Marshall	95-80	Won	(H)
Feb. 13	Tennessee	66-77	Lost	(H)
Feb. 15	Florida	54-57	Lost	(H)
Feb. 17	Georgia	65-87	Lost	(A)
Feb. 20	Vanderbilt	73-78	Lost	(H)
Feb. 23	Mississippi State ***	55-58	Lost	(H)

* Lady Kat Dial Classic (Lexington, Ky.)
 ** C.Q. Data Systems Tournament at N.C. State (Raleigh, N.C.)
 *** SEC Tournament (Campus Sites - Lexington, Ky.)
 ! - Played in Rupp Arena

1983-84

Coach: Terry Hall
Record: 15-13 (2-6 SEC)
Captains: Lisa Collins and Lynnette Lewis

Nov. 22	Cincinnati	77-84	Lost	(A)
Nov. 26	Eastern Kentucky *	77-67	Won	(H)
Nov. 27	Valdosta State *	89-69	Won	(H)
Dec. 2	Ohio State	73-68	Won	(A)
Dec. 6	Indiana	58-54	Won	(H)
Dec. 10	South Carolina	77-69	Won	(A)
Dec. 20	Alabama	49-78	Lost	(H)
Dec. 22	Florida	64-68	Lost	(H)
Dec. 28	Detroit-Mercy	107-102 (2OT)	Won	(A)
Jan. 4	Nebraska	86-90	Lost	(H)
Jan. 7	Georgia	68-69	Lost	(H)
Jan. 9	Middle Tennessee	68-74	Lost	(H)
Jan. 17	Rutgers	74-45	Won	(H)
Jan. 20	Dayton	77-59	Won	(H)
Jan. 22	Vanderbilt	74-77	Lost	(A)
Jan. 25	Tennessee	63-75	Lost	(H)
Jan. 28	Old Dominion	72-81	Lost	(A)
Jan. 30	New Orleans	85-68	Won	(H)
Feb. 1	Ole Miss	69-59	Won	(H)
Feb. 3	Florida	76-61	Won	(A)
Feb. 5	Georgia	61-87	Lost	(A)
Feb. 12	Tennessee	65-67	Lost	(A)
Feb. 15	DePaul	77-63	Won	(H)

Feb. 18	Auburn	63-83	Lost	(A)
Feb. 20	Vanderbilt	89-70	Won	(H)
Feb. 22	National College	109-46	Won	(H)
Feb. 25	Louisville	94-83	Won	(H)
March 3	LSU **	81-91	Lost	(N)

* Lady Kat Dial Classic (Lexington, Ky.)
 ** SEC Tournament (Athens, Ga.)

Japan Summer 1983 • 5-1

W, 61-58	Japan National (Tokyo)
W, 59-51	Japan National (Kyoto)
W, 70-54	Japan National (Nagoya)
W, 76-75 (OT)	Japan National (Kobe)
W, 58-53	Japan National (Shizuoka)
L, 59-66	Japan National (Yokohama)

1982-83

Coach: Terry Hall
Record: 23-5 (6-2 SEC)
Captains: Valerie Still, Patty Jo Hedges and Lea Wise

Nov. 27	Cincinnati	84-76	Won	(H)
Dec. 2	Ohio State	73-60	Won	(H)
Dec. 5	Miami (Ohio)	90-61	Won	(H)
Dec. 8	Indiana	85-72	Won	(A)
Dec. 11	East Tennessee	97-52	Won	(H)
Dec. 19	Charleston	106-81	Won	(H)
Dec. 21	Florida	71-66	Won	(H)
Jan. 3	Memphis State	71-75	Lost	(A)
Jan. 6	Middle Tennessee	73-68	Won	(H)
Jan. 10	Tennessee Tech	102-67	Won	(H)
Jan. 14	South Florida *	93-65	Won	(H)
Jan. 15	Arkansas *	77-43	Won	(H)
Jan. 18	Alabama	104-77	Won	(A)
Jan. 20	Louisville	79-66	Won	(A)
Jan. 23	Vanderbilt	106-85	Won	(A)
Jan. 26	DePaul	72-48	Won	(A)
Jan. 30	Georgia	66-59 (OT)	Won	(H)
Feb. 2	South Carolina	89-77	Won	(H)
Feb. 5	Old Dominion	80-66	Won	(H)
Feb. 9	Tennessee	85-95	Lost	(H)
Feb. 12	Vanderbilt	80-71	Won	(H)
Feb. 16	Rutgers	89-80	Won	(A)
Feb. 18	Auburn	77-55	Won	(H)
Feb. 20	Georgia	81-99	Lost	(A)
Feb. 22	Florida	78-68	Won	(A)
Feb. 27	Tennessee	81-69	Won	(A)
March 3	Auburn **	70-85	Lost	(N)
March 18	Indiana ***	76-87	Lost	(N)

* Lady Kat Invitational (Lexington, Ky.)
 ** SEC Tournament (Knoxville, Tenn.)
 *** NCAA Tournament First Round (Midwest Region - Lexington, Ky.)

Japan July 1982 • 5-1

W, 76-63	Unitika (Tokyo)
W, 66-54	Chanson (Nagoya)
W, 71-47	Japan National B Team (Kobe)
W, 74-53	Japan National A Team (Hammamatsu)
L, 62-70	Kyodo Oil (Funabashi)
W, 77-59	Japan National A Team (Odawara)



ALL-TIME RESULTS

Feb. 8	Western Kentucky	73-52	Won	(H)
Feb. 11	Northern Kentucky	79-72	Won	(H)
Feb. 16	Murray State	79-58	Won	(A)
Feb. 21	Tennessee Tech	81-72	Won	(H)
Feb. 23	Morehead State	75-68	Won	(H)
Feb. 25	Tennessee	66-69	Lost	(A)
March 3	Morehead State ****	84-76	Won	(H)
March 5	Western Kentucky ****	61-49	Won	(H)
March 9	East Carolina *****	81-65	Won	(N)
March 10	Tennessee *****	60-76	Lost	(N)
March 11	Old Dominion *****	66-82	Lost	(N)
March 16	Kansas \$	92-87 (2OT)	Won	(N)
March 17	Texas \$	60-75	Lost	(N)
March 18	Cal St. Lg Bch \$	79-69	Won	(N)

* MTSU Tournament
 ** at N.C. State
 *** LKIT
 **** State
 ***** AIAW Region II (Chapel Hill, S.C.) \$NWIT (Amarillo, Texas)

1976-77

Coach: Debbie Yow
Record: 19-7
Captains: Ceal Barry and Pam Browning

Nov. 13	Tennessee	53-107	Lost	(A)
Nov. 22	Belmont	76-65	Won	(A)
Nov. 29	Northern Kentucky !	60-58	Won	(A)
Dec. 1	Morris Harvey	78-70	Won	(A)
Dec. 4	#2 Tennessee Tech	72-70	Won	(H)
Dec. 6	#18 Indiana	58-57	Won	(A)
Dec. 8	Marshall	65-58	Won	(A)
Dec. 17	Belhaven *	56-74	Lost	(N)
Dec. 17	Indiana *	57-46	Won	(N)
Dec. 18	Pittsburgh *	74-67	Won	(N)
Dec. 18	Central Missouri *	74-67	Won	(N)
Jan. 7	Tennessee	57-82	Lost	(H)
Jan. 15	Dayton	69-66	Won	(A)
Jan. 21	UT-Chattanooga **	75-58	Won	(N)
Jan. 22	UT-Martin **	63-56	Won	(N)
Jan. 22	Tennessee Tech **	69-92	Lost	(A)
Jan. 25	Morehead State	76-68	Won	(A)
Jan. 29	Louisville	45-60	Lost	(A)
Feb. 11	Western Kentucky	76-66	Won	(H)
Feb. 14	Northern Kentucky	83-89	Lost	(H)
Feb. 21	Mt. St. Joe	85-64	Won	(H)
Feb. 22	Morehead State	84-73	Won	(H)
Feb. 24	Louisville	92-73	Won	(H)
March 3	Louisville ***	85-61	Won	(H)
March 4	Western Kentucky ***	63-71	Lost	(H)
March 5	Eastern Kentucky ***	91-79	Won	(H)

*Miss. College for Women Invitational (Columbus, Miss.)
 **Tennessee Tech Tournament (Cookeville, Tenn.)
 ***Kentucky Women's Intercollegiate Conference Tournament
 ! Played at Rupp Arena

SUE FEAMSTER

Overall Record: 64-39 (1971-76)

1975-76

Coach: Sue Feamster
Record: 13-12
Captains: Team

Dec. 6	Tennessee Tech	71-79	Lost	(A)
Dec. 10	Marshall	57-56	Won	(H)
Dec. 13	W. Va. AAU	50-40	Won	(H)
Dec. 15	Louisville	75-37	Won	(A)
Dec. 16	Northern Kentucky	55-56	Lost	(A)
Dec. 18	Florida Gulf Coast *	79-77 (2OT)	Won	(N)
Dec. 19	Delta State *	40-89	Lost	(N)
Dec. 19	Anderson College *	71-81	Lost	(N)
Dec. 20	Ohio State	60-56	Won	(A)
Jan. 12	Edinboro	72-78	Lost	(H)
Jan. 16	Western Kentucky	39-74	Lost	(A)
Jan. 17	Morehead State	104-63	Won	(H)
Jan. 23	Tennessee **	67-70	Lost	(N)
Jan. 24	Austin Peay **	76-61	Won	(N)
Jan. 30	Dayton	63-49	Won	(H)
Jan. 31	Mt. St. Joe	53-50	Won	(A)
Feb. 2	Morehead	75-60	Won	(A)
Feb. 6	Bellarmine ***	72-52	Won	(A)
Feb. 7	Eastern Kentucky ***	54-70	Lost	(A)
Feb. 14	Eastern Kentucky	51-76	Lost	(H)
Feb. 16	Ohio State	50-70	Lost	(A)
Feb. 21	Belmont	60-75	Lost	(H)
Feb. 26	Louisville AAU	64-35	Won	(H)
March 3	Louisville ****	75-59	Won	(H)
March 4	Western Kentucky ****	69-71	Lost	(H)

*Christmas Tournament (Miss. University for Women; Columbus, Miss.)
 **Tennessee Tech Tournament
 ***Louisville Classic
 ****Kentucky Women's Intercollegiate Conf. Tourn.

1974-75

Coach: Sue Feamster
Record: 16-9

Dec. 3	Lexington Merchants	71-25	W
Dec. 6	AAU Pavers	78-41	W
Dec. 9	AAU Presby. Church	40-42	L
Dec. 13	AAU Pavers	61-39	W
Jan. 10	Bellarmine	83-32	W
Jan. 11	Louisville	57-40	W
Jan. 14	Northern	68-56	W
Jan. 18	Dayton	52-46	W (A)
Jan. 22	Tennessee Tech	Forfeit	W
Jan. 24	Indiana	57-88	L
Jan. 29	Eastern Kentucky	54-63	L
Jan. 31	Mt. Saint Joseph	72-39	W
Feb. 1	Australian National	40-119	L
Feb. 2	Ohio State	66-77	L
Feb. 5	Marshall	62-45	W
Feb. 10	Morehead State	58-41	W
Feb. 11	Eastern Kentucky	54-74	L
Feb. 14	Middle Tennessee	53-52	W
Feb. 15	Miss. St. Co. for Women	42-80	L
Feb. 24	UT-Chattanooga	67-59	W
Feb. 28	Morehead State *	71-40	W

Feb. 29	Murray State *	47-45	W
Feb. 29	Eastern Kentucky	49-62	L
March 5	Union #	80-66	W
March 5	Tennessee Tech #	68-84	L

*KWIC State
 # Regional II

SCORES VS. ALL OPPONENTS

<p>Nebraska 2-2 1/4/84 86-90 L(H) 11/29/97 59-68 L(A) 3/13/99 98-92 W(N) 3/28/10 76-67 W(N)</p>	<p>12/19/78 53-71 L(H) 2/11/78 79-72 W(H) 1/30/79 72-71 W(A) 3/2/79 69-71 L(N) 1/9/80 79-63 W(A) 2/12/80 62-61 W(H) 1/6/81 82-69 W(H) 2/10/81 88-75 W(A) 11/26/90 97-79 W(H)</p>	<p>Old Dominion 3-8 3/11/78 66-82 L(A) 1/28/79 65-81 L(H) 1/20/82 68-91 L(A) 2/5/83 80-66 W(H) 12/29/84 59-66 L(N) 1/28/84 72-81 L(A) 1/13/85 63-64 L(H) 1/10/86 69-74 L(A) 1/23/87 85-70 W(H) 11/18/06 69-55 W(A) 12/28/07 62-71 L(H)</p>	<p>Pacific 1-0 11/29/02 77-61 W(N)</p>	<p>Pepperdine 2-0 1/2/91 73-64 W(A) 12/18/12 80-62 W(A)</p>	<p>Pittsburgh 1-0 12/18/76 74-67 W(N)</p>	<p>Purdue 0-2 12/18/99 40-48 L(N) 12/1/2000 67-87 L(H)</p>	<p>Radford 1-0 11/26/88 89-83 W(H)</p>	<p>Rutgers 3-2 1/12/80 ! 97-78 W(H) 1/11/81 67-69 LOT(A) 2/16/83 89-80 W(A) 1/17/84 74-45 W(H) 11/27/04 60-74 L(N)</p>	<p>Saint Francis (Pa.) 1-0 1/2/05 85-73 W(H)</p>	<p>Samford 1-0 12/21/11 90-61 W(H)</p>	<p>Sam Houston State 2-0 11/23/01 100-55 W(N) 11/25/11 73-52 W(H)</p>	<p>San Francisco 0-1 11/29/03 67-59 L(A)</p>	<p>Seton Hall 1-0 12/5/81 90-62 W(A)</p>	<p>South Alabama 1-0 12/30/07 66-56 W(A)</p>	<p>South Carolina 32-21 at Lexington: UK leads 19-6 at Columbia: USC leads 15-9 at Neutral: UK leads 4-0 Overall Streak: UK has won one Largest Margin of Victory:+28, UK 93 - USC 65, 2/21/99 (H) Largest Margin of Defeat:-46, USC 97 - UK 51, 2/27/03 (A) 1/10/79 41-66 L(H) 1/3/80 61-84 L(A) 1/24/81 70-65 WOT(H) 3/14/81 87-69 W(N) 2/13/82 81-91 L(A) 3/18/82 73-69 W(N) 12/10/83 77-69 W(A) 2/2/83 89-77 W(H) 12/1/84 75-63 W(H) 12/3/91 75-63 W(A) 12/9/92 76-55 W(H) 1/8/94 82-63 W(A) 3/4/94 83-80 W(N)</p>	<p>1/7/95 85-67 W(H) 1/24/96 53-66 L(H) 2/24/96 65-76 L(A) 1/29/97 59-68 L(A) 2/22/97 76-52 W(H) 2/8/98 87-73 W(H) 2/21/98 65-67 L(A) 2/11/99 78-76 W(A) 2/21/99 93-65 W(H) 2/13/2000 73-71 W(H) 2/20/2000 51-64 L(A) 2/11/01 62-70 L(A) 2/18/01 61-59 W(H) 1/20/02 49-78 L(A) 2/10/02 73-74 L(H) 2/2/03 46-49 L(H) 2/27/03 51-97 L(A) 1/25/04 75-61 W(A) 2/26/04 71-54 W(H) 1/30/05 66-50 W(H) 2/24/05 47-60 L(A) 1/8/06 72-60 W(H) 2/9/06 75-71 W(A) 1/4/07 59-55 W(H) 1/28/07 56-66 L(A) 1/24/08 66-62 W(A) 3/2/08 ! 57-65 L(H) 2/5/09 61-47 W(H) 3/1/09 70-53 W(A) 1/14/10 71-79 L(A) 2/21/10 71-50 W(H) 1/13/11 66-48 W(H) 2/10/11 61-66 L(A) 1/15/12 66-58 W(A) 2/23/12 53-50 W(H) 1/24/13 50-55 L(A) 2/14/13 78-74 W(H) 1/9/14 59-68 L(A) 2/20/14 58-81 L(H) 3/8/14 68-58 W(N)</p>	<p>12/4/85 66-62 W(H) 11/25/02 79-53 W(H) 11/25/06 78-59 W(N)</p>	<p>Southern Mississippi 3-0 12/28/01 59-44 W(N) 11/27/10 79-60 W(A) 11/19/11 88-7 W(H)</p>	<p>Southern Utah 1-0 1/17/90 98-39 W(H)</p>	<p>SW Missouri St. 1-1 12/22/96 64-58 W(H) 11/21/97 54-74 L(A)</p>	<p>Spalding 1-0 *1971 37-30 W</p>	<p>Stetson 2-0 12/20/89 93-58 W(A) 11/22/05 84-38 W(H)</p>	<p>St. John's 2-1 12/6/91 83-77 W(N) 12/29/91 64-73 L(H) 11/26/94 67-54 W(H)</p>	<p>Syracuse 3-0 3/18/81 87-63 W(H) 12/21/95 83-63 W(N) 3/24/14 64-59 W(H)</p>	<p>Temple 1-1 11/17/01 64-55 W(H) 12/13/03 82-86 LOT(A)</p>	<p>Tennessee 10-50 at Lexington: UT leads 21-7 at Knoxville: UT leads 21-3 at Neutral Sites: UT leads 8-0 Overall Streak: UT has won one Largest Margin of Victory: +14, UK 96 - UT 82, 1/24/86 (H) Largest Margin of Defeat: -72, UT 110 - UK 38, 1/21/01 (H) 1/23/76 67-70 L(A) 11/13/76 53-107 L(A) 1/7/77 57-82 L(H) 1/28/78 90-92 L2OT(H) 2/25/78 66-99 L(A) 3/10/78 60-76 L(N) 1/20/79 66-64 W(H) 2/17/79 51-89 L(A) 2/2/80 83-91 LOT(H) 2/6/81 65-81 L(A) 3/13/81 49-58 L(N) 1/28/82 76-81 L(A) 2/18/82 61-65 L(H) 2/28/82 80-74 W(H) 2/9/83 85-95 L(H) 2/27/83 81-69 W(A) 1/25/84 63-75 L(H) 2/12/84 65-67 L(A) 1/23/85 76-72 WOT(A)</p>
<p>Nebraska Omaha 1-0 11/23/11 81-48 W(H)</p>	<p>Northwestern 2-1 12/2/95 42-78 L(A) 11/23/03 67-60 W(H) 12/1/04 70-63 W(A)</p>	<p>Ole Miss 15-20 at Lexington: Series Tied 8-8 at Oxford: UM leads 11-6 at neutral: Tied 1-1 Overall streak: UK has won five Largest Margin of Victory: +41, UK 82 - UM 41, 2/2/12 (H) Largest Margin of Defeat: -31, UM 83 - UK 52, 1/2/97 (A) 2/9/80 62-79 L(N) 2/1/84 69-59 W(H) 2/3/85 56-82 L(A) 1/8/86 ! 69-72 L(H) 1/28/87 64-72 L(A) 2/2/88 67-75 L(H) 1/28/89 52-70 L(A) 1/27/90 ! 64-71 L(H) 2/16/91 87-81 W(A) 2/23/92 69-82 L(H) 12/18/93 47-51 L(H) 12/20/93 65-77 L(A) 12/17/95 58-66 L(A) 1/3/96 60-68 L(H) 1/2/97 52-83 L(A) 1/10/98 76-49 L(H) 1/10/99 57-60 L(A) 2/25/99 75-59 W(N) 2/24/2000 59-57 W(A) 2/22/01 54-75 L(H) 2/7/02 66-76 L(A) 1/23/03 83-66 W(H) 2/01/04 88-90 LOT2(A) 1/16/05 70-63 W(H) 1/22/06 81-75 W(A) 2/16/06 65-61 W(H) 1/14/07 65-67 LOT(H) 2/8/07 69-61 W(A) 2/7/08 ! 59-54 W(H) 2/1/09 60-69 L(A) 2/4/10 80-66 W(H) 1/27/11 74-68 W(A) 2/2/12 82-41 W(H) 2/28/13 90-65 W(A) 2/13/14 108-78 W(H)</p>	<p>Ohio State 9-13 2/2/75 66-77 L(A) 12/20/75 60-56 W(A) 2/16/76 50-70 L(A) 11/30/77 58-70 L(H) 12/2/78 70-59 W(H) 1/27/80 90-59 W(H) 12/12/81 69-75 L(A) 12/2/82 73-60 W(H) 12/2/83 73-68 W(A) 11/27/84 ! 74-61 W(H) 12/30/85 70-66 W(A) 12/12/86 71-76 L(H) 11/29/88 80-82 L(H) 11/28/89 86-89 L3OT(A) 11/28/90 107-73 W(H) 1/7/92 94-101 LOT(A) 12/21/93 81-94 L(H) 12/4/94 59-75 L(A) 11/29/95 67-77 L(H) 12/4/96 66-84 L(A) 12/3/97 68-51 W(H) 11/19/98 92-84 WOT(A) 1/6/07 51-53 L(A)</p>	<p>Ole Miss 0-1 3/30/10 68-88 L(N) at Lexington: n/a at Norman: n/a at Neutral Sites: UO leads 1-0 Overall streak: UO leads 1-0 Largest Margin of Defeat: -20 UK 68 - UO 68, 3/30/10 (N)</p>	<p>Oregon 0-1 3/12/80 81-86 L(A)</p>	<p>Oregon State 1-0 11/25/04 73-70 W(N)</p>																				
<p>New Mexico 1-0 12/6/99 62-52 W(A)</p>	<p>Notre Dame 1-1 11/21/10 81-76 W(H) 12/18/11 83-92 L(A)</p>	<p>Oakland 1-0 3/15/07 65-56 W(A)</p>	<p>UNC-Asheville 2-0 1/24/95 98-76 W(H) 2/1/95 70-55 W(A)</p>	<p>UNC-Chapel Hill 0-5 1/7/78 65-73 L(A) 12/31/93 75-80 LOT(N) 11/28/01 64-102 L(A) 11/25/03 ! 59-75 L(H) 3/21/11 74-86 L(N)</p>	<p>UNC-Charlotte 0-1 12/11/92 54-57 L(N)</p>	<p>North Carolina State 2-3 3/6/80 63-71 L(A) 12/4/81 67-77 L(A) 3/10/81 75-74 WOT(H) 12/28/84 78-69 W(A) 12/30/95 62-66 L(N)</p>	<p>North Carolina A&T 2-0 12/6/05 71-40 W(H) 1/1/09 72-63 W(H)</p>	<p>Northeastern 2-0 12/29/97 76-39 W(N) 11/17/11 81-47 W(H)</p>	<p>Northeast Louisiana 1-0 12/29/90 73-66 W(A)</p>	<p>Northern Kentucky 10-4 at Lexington: UK leads 5-2 at NKU: UK leads 5-1 at Neutral Sites: NKU leads 1-0 Overall streak: UK has won one Largest Margin of Victory: +18, Twice Largest Margin of Defeat: -18, UK 53 - NKU 71, 12/19/78 (H) 1/14/75 68-56 W(H) 12/16/75 55-56 L(A) 11/29/76 60-58 W(A) 11/29/77 83-65 W(A) 2/14/77 ! 83-89 L(H)</p>																



KENTUCKY IN THE NATIONAL RANKINGS

Kentucky Week-By-Week In The Associated Press Poll

Year	PS	1	2	3	4	5	6	7	8	9	10	11	12	13	14	15	16	17	18	19	20	Final	#
76-77		--	19	17	18	19	19	19	--	--	--	--	--	--	--	--	--	--	--	--	--	--	1-2
77-78		19	19	--	--	--	T20	--	--	--	--	--	--	--	--	--	--	--	--	--	--	--	1-4
78-79		--	--	--	--	--	--	--	--	--	--	--	--	--	--	--	--	--	--	--	--	--	1-3
79-80		--	--	--	--	18	18	--	18	17	17	15	15	15	13	11	13	14	--	--	--	14	1-2
80-81		17	17	14	15	14	14	14	11	9	7	10	10	9	10	10	10	11	11	--	--	12	2-2
81-82		13	12	13	16	16	16	14	10	8	8	11	11	14	17	13	14	14	13	--	--	13	4-6
82-83		8	7	7	5	5	5	5	7	7	7	7	4	7	8	6	11	11	--	--	--	12	5-3
83-84		--	--	--	--	20	--	--	--	--	--	--	--	--	--	--	--	--	--	--	--	--	2-8
84-85		--	--	14	14	13	13	13	13	12	15	17	19	19	--	--	--	--	--	--	--	--	2-3
85-86		--	--	--	--	--	--	--	--	--	--	--	--	--	--	--	--	--	--	--	--	--	3-3
86-87		--	--	--	--	--	--	--	--	--	--	--	--	--	--	--	--	--	--	--	--	--	1-7
87-88		--	--	--	--	--	--	--	--	--	--	--	--	--	--	--	--	--	--	--	--	--	0-6
88-89		--	--	--	--	--	--	--	--	--	--	--	--	--	--	--	--	--	--	--	--	--	0-5
89-90		--	--	--	--	--	--	25	--	--	--	--	--	--	--	--	--	--	--	--	--	--	0-5
90-91		--	--	--	--	--	--	--	--	--	--	--	--	--	--	--	--	--	--	--	--	--	0-5
91-92		--	--	--	--	--	--	--	--	--	--	--	--	--	--	--	--	--	--	--	--	--	2-7
92-93		--	--	--	--	--	--	24	25	--	25	--	--	--	--	--	--	--	--	--	--	--	3-4
93-94		--	--	--	--	--	--	--	--	--	--	--	--	--	--	--	--	--	--	--	--	--	0-8
94-95		--	--	--	--	--	--	--	--	--	--	--	--	--	--	--	--	--	--	--	--	--	1-7
95-96		--	--	--	--	--	--	--	--	--	--	--	--	--	--	--	--	--	--	--	--	--	1-9
96-97		--	--	--	--	--	--	--	--	--	--	--	--	--	--	--	--	--	--	--	--	--	1-7
97-98		--	--	--	--	--	--	--	--	--	--	--	--	--	--	--	--	--	--	--	--	--	2-4
98-99		--	--	--	--	--	--	--	--	--	--	--	--	--	--	--	--	--	--	--	--	--	3-6
99-00		--	--	--	--	--	--	--	--	--	--	--	--	--	--	--	--	--	--	--	--	--	1-8
00-01		--	--	--	--	--	--	--	--	--	--	--	--	--	--	--	--	--	--	--	--	--	0-10
01-02		--	--	--	--	--	--	--	--	--	--	--	--	--	--	--	--	--	--	--	--	--	0-8
02-03		--	--	--	--	--	--	--	--	--	--	--	--	--	--	--	--	--	--	--	--	--	0-8
03-04		--	--	--	--	--	--	--	--	--	--	--	--	--	--	--	--	--	--	--	--	--	0-7
04-05		--	--	--	--	--	--	--	--	--	--	--	--	--	--	--	--	--	--	--	--	--	1-5
05-06		--	--	--	--	--	--	--	--	--	--	--	21	--	--	--	--	--	--	--	--	--	2-5
06-07		21	20	24	--	--	--	--	--	--	--	--	--	--	--	--	--	--	--	--	--	--	0-7
07-08	rv	rv	--	--	--	--	--	--	--	--	--	--	--	--	--	--	--	--	--	--	--	--	3-9
08-09		--	--	--	--	--	--	--	--	--	--	--	--	--	--	--	--	--	--	--	--	--	1-6
09-10		--	--	--	rv	rv	rv	rv	rv	rv	rv	rv	--	20	17	16	16	19	19	19	19	19	5-5
10-11	9	9	9	9	8	14	13	11	11	10	19	19	17	16	15	19	20	16	17	17	17	17	1-5
11-12	17	17	17	14	12	10	8	8	6	11	9	6	6	6	7	7	13	10	12	12	12	12	6-3
12-13	6	6	6	9	9	7	7	7	7	6	6	5	5	8	10	9	T8	10	7	7	7	7	8-5
13-14	7	7	7	7	7	5	5	5	6	6	9	10	9	13	15	18	15	12	12	10	10	10	6-5

Note: The poll was launched at the Philadelphia Inquirer with the start of the 1976-77 season. In 1989-90, the poll increased from 20 to 25 teams. Release dates and the number of weekly rankings per season varied from year-to-year. *Dates do not include preseason rankings; PS - Preseason rankings (started in 1962); # - Record vs. Ranked Opponents; rv - receiving votes

UK FINISHES IN NATIONAL RANKINGS - AP POLL

1980	10. Kansas	20. Missouri	8. Ohio State	13. Green Bay	17. Georgetown	23. Iowa State
1. Old Dominion	11. Kentucky		9. Texas A&M	14. North Carolina	19. Louisville	24. Nebraska
2. Tennessee	12. Oregon	1983	10. West Virginia	15. Florida State	20. Georgia	25. Florida State
3. Louisiana Tech	13. N.C. State	1. Southern California	11. Florida State	16. Maryland	21. St. Bonaventure	
4. South Carolina	14. Stephen F. Austin	2. Louisiana Tech	12. Oklahoma	17. Kentucky	22. Texas A&M	2014
5. Stephen F. Austin	15. Illinois State	3. Texas	13. Georgetown	18. Ohio State	23. Rutgers	1. Connecticut
6. Maryland	16. Texas	4. Old Dominion	14. Baylor	19. Marist	24. Princeton	2. Notre Dame
7. Texas	17. Jackson State	5. Cheyney	15. St. John's	20. Gonzaga	25. South Carolina	3. Tennessee
8. Rutgers	18. Minnesota	6. Long Beach State	16. Iowa State	21. Oklahoma		4. Louisville
9. Long Beach State	19. Oregon State	7. Maryland	17. Texas	22. Georgetown	2013	5. Baylor
10. North Carolina State	20. Clemson	8. Penn State	18. Gonzaga	23. Georgia Tech	1. Baylor	6. Stanford
11. Kansas		9. Georgia	19. Kentucky	24. Marquette	2. Notre Dame	7. West Virginia
12. Cheyney	1982	10. Tennessee	20. Oklahoma State	25. Iowa	3. Connecticut	8. South Carolina
13. Kansas State	1. Louisiana Tech	11. Arizona State	21. LSU		4. Stanford	9. Duke
14. Kentucky	2. Cheyney	12. Kentucky	22. UCLA	2012	5. Duke	10. Kentucky
15. Northwestern	3. Maryland	13. Ole Miss	23. Georgia	1. Baylor	6. California	11. Maryland
16. Mercer	4. Tennessee	14. Auburn	24. Michigan State	2. Stanford	7. Kentucky	12. North Carolina
17. Oregon	5. Texas	15. Missouri	25. Hartford	3. Connecticut	8. Penn State	13. Nebraska
18. Central Missouri	6. Southern California	16. N.C. State		4. Notre Dame	9. Texas A&M	14. Penn State
19. San Francisco	7. Old Dominion	17. Kansas State	2011	5. Maryland	10. Tennessee	15. Texas A&M
20. Brigham Young	8. Rutgers	18. North Carolina	1. Connecticut	6. Duke	11. UCLA	16. N.C. State
	9. Long Beach State	19. Oregon State	2. Stanford	7. Delaware	12. Maryland	17. Purdue
1981	10. Penn State	20. LSU	3. Baylor	8. Miami (FL)	13. North Carolina	18. Gonzaga
1. Louisiana Tech	11. Villanova		4. Tennessee	9. Tennessee	14. Georgia	19. Iowa
2. Tennessee	12. N.C. State	2010	5. Xavier	10. Green Bay	15. Delaware	20. Michigan State
3. Old Dominion	13. Kentucky	1. Connecticut	6. Duke	11. Penn State	16. Louisville	21. Oklahoma State
4. Southern California	14. Kansas State	2. Stanford	7. Texas A&M	12. Kentucky	17. South Carolina	22. Middle Tennessee
5. Cheyney	15. South Carolina	3. Tennessee	8. UCLA	13. Purdue	18. Dayton	23. DePaul
6. Long Beach State	16. Drake	4. Nebraska	9. Notre Dame	14. St. John's	19. Colorado	24. California
7. UCLA	17. Memphis	5. Xavier	10. DePaul	15. Georgia Tech	20. Green Bay	25. Southern California
8. Maryland	18. Arizona State	6. Duke	11. Miami (Fla.)	16. Ohio State	21. Purdue	
9. Rutgers	19. Oregon	7. Notre Dame	12. Michigan State	17. Nebraska	22. Syracuse	



KENTUCKY IN THE NATIONAL RANKINGS

Kentucky Week-By-Week In The Coaches Poll

Year	PS	2	3	4	5	6	7	8	9	10	11	12	13	14	15	16	17	18	19	Final
84-85		N/A	N/A	N/A	N/A	N/A	N/A	N/A	N/A	N/A	14	16	19	16	25	23	--	--	--	
85-86		--	--	21	20	21	23	22	23	T23	24	24	23	23	--	--	--	--	--	
86-87		--	--	25	20	--	--	--	--	--	--	--	--	--	--	--	--	--	--	
87-88		--	--	--	--	--	--	--	--	--	--	--	--	--	--	--	--	--	--	
88-89		--	--	--	--	--	--	--	--	--	--	--	--	--	--	--	--	--	--	
89-90		--	--	--	--	--	--	25	--	--	--	--	--	--	--	--	--	--	--	
90-91		--	--	--	--	--	--	--	--	--	--	--	--	--	--	--	--	--	--	
91-92		--	--	--	--	--	--	--	--	--	--	--	--	--	--	--	--	--	--	
92-93		--	--	--	--	--	23	23	23	23	--	--	--	--	--	--	--	--	--	
93-94		--	--	--	--	--	--	--	--	--	--	--	--	--	--	--	--	--	--	
94-95		--	--	--	--	--	--	--	--	--	--	--	--	--	--	--	--	--	--	
95-96		--	--	--	--	--	--	--	--	--	--	--	--	--	--	--	--	--	--	
96-97		--	--	--	--	--	--	--	--	--	--	--	--	--	--	--	--	--	--	
97-98		--	--	--	--	--	--	--	--	--	--	--	--	--	--	--	--	--	--	
98-99		--	--	--	--	--	--	--	--	--	--	--	--	--	--	--	--	--	--	
99-00		--	--	--	--	--	--	--	--	--	--	--	--	--	--	--	--	--	--	
00-01		--	--	--	--	--	--	--	--	--	--	--	--	--	--	--	--	--	--	
01-02		--	--	--	--	--	--	--	--	--	--	--	--	--	--	--	--	--	--	
02-03		--	--	--	--	--	--	--	--	--	--	--	--	--	--	--	--	--	--	
03-04		--	--	--	--	--	--	--	--	--	--	--	--	--	--	--	--	--	--	
04-05		--	--	--	--	--	--	--	--	--	--	--	--	--	--	--	--	--	--	
05-06		--	--	--	--	--	--	--	--	--	--	23	--	--	--	--	--	--	--	
06-07	16	24	24	--	--	--	--	--	--	--	--	--	--	--	--	--	--	--	--	
07-08		--	--	--	--	--	--	--	--	--	--	--	--	--	--	--	--	--	--	
08-09		--	--	--	--	--	--	--	--	--	--	--	--	--	--	--	--	--	--	
09-10		--	--	--	--	--	--	--	--	--	25	23	18	16	16	14	18	16	15	T9
10-11	10	10	9	9	14	13	11	11	10	19	19	18	18	18	19	20	16	16	22	22
11-12	15	13	11	10	10	7	8	6	9	8	6	6	5	7	8	10	9	11	11	8
12-13	7	7	8	8	6	6	6	6	6	5	4	7	8	7	7	10	7	7	7	8
13-14	8	8	7	7	6	6	6	6	6	10	12	8	12	13	18	15	15	13	11	11

UK FINISHES IN THE COACHES POLL

KENTUCKY IN THE FINAL COACHES POLL	
2010.....	T9
2011.....	22
2012.....	8
2013.....	8
2014.....	11
2010	
1. Connecticut	10. DePaul
2. Stanford	11. Xavier
3. Oklahoma	12. North Carolina
4. Baylor	13. UCLA
5. Xavier	14. Georgetown
6. Duke	15. Oklahoma
7. Nebraska	16. Miami (FL)
8. Tennessee	17. Ohio State
9. Florida State	18. Michigan State
Kentucky	19. Louisville
11. Notre Dame	20. Florida State
12. Gonzaga	21. Marist
13. Iowa State	22. Kentucky
14. Texas A&M	23. Maryland
15. Ohio State	24. Georgia
16. West Virginia	25. Marquette
17. Georgetown	
18. St. John's	2012
19. Georgia	1. Baylor
20. San Diego State	2. Notre Dame
21. Mississippi State	3. Stanford
22. Oklahoma State	4. Connecticut
23. UCLA	5. Maryland
24. Vanderbilt	6. Duke
25. LSU	7. Tennessee
Texas	8. Kentucky
	9. Penn State
	10. Georgia Tech
	11. Miami (FL)
	12. Texas A&M
	13. Green Bay
	14. Delaware
	15. St. John's
	16. Louisville
	17. Georgetown
	18. Purdue
	19. Gonzaga
	20. Georgia
	21. South Carolina
	22. Ohio State
	23. St. Bonaventure
	24. DePaul
	25. Kansas
	2013
	1. Connecticut
	2. Notre Dame
	3. Louisville
	4. Baylor
	5. Tennessee
	6. Gonzaga
	7. Duke
	8. Gonzaga
	9. Green Bay
	10. DePaul
	11. California
	12. Texas A&M
	13. South Carolina
	14. Georgetown
	15. Oklahoma State
	16. Dayton
	17. West Virginia
	18. Duke
	19. Marist
	20. Kentucky
	21. Michigan State
	22. LSU
	23. Oregon State
	24. LSU
	25. Oregon State
	26. Kentucky
	27. Kentucky
	28. Kentucky
	29. Kentucky
	30. Kentucky
	31. Kentucky
	32. Kentucky
	33. Kentucky
	34. Kentucky
	35. Kentucky
	36. Kentucky
	37. Kentucky
	38. Kentucky
	39. Kentucky
	40. Kentucky

FINAL POST-TOURNAMENT POLLS

Note: Beginning with the 1985-86 season, the USA Today/ESPN poll has selected its Top 25 teams after the NCAA championship game.

USA Today's voting panel consists of 40 coaches representing a geographical mix of the nation and representing each of the nine Women's Basketball Coaches Association's districts.

In 1993, USA Today joined with Cable News Network (CNN) to compile the poll. In 1998, ESPN replaced CNN as USA Today's partner in compiling the poll.

2010	10. DePaul	21. South Carolina	6. Baylor
1. UConn	11. Xavier	22. Ohio St.	7. North Carolina
2. Stanford	12. North Carolina	23. St. Bonaventure	8. Tennessee
3. Oklahoma	13. UCLA	24. DePaul	9. South Carolina
4. Baylor	14. Georgetown	25. Kansas	10. Texas A&M
5. Xavier	15. Oklahoma		11. Kentucky
6. Duke	16. Miami (FL)	2013	12. West Virginia
7. Nebraska	17. Ohio St.	1. UConn	13. Duke
8. Tennessee	18. Michigan St.	2. Notre Dame	14. Penn St.
9. Florida St.	19. Louisville	3. Louisville	15. Oklahoma St.
Kentucky	20. Florida St.	4. Baylor	16. DePaul
11. Notre Dame	21. Marist	5. California	17. Nebraska
12. Gonzaga	22. Kentucky	6. Duke	18. Brigham Young
13. Iowa St.	23. Maryland	7. Stanford	19. Purdue
14. Texas A&M	24. Georgia	8. Kentucky	20. California
15. Ohio St.	25. Marquette	9. Tennessee	21. North Carolina St.
16. West Virginia		10. Georgia	22. Gonzaga
17. Georgetown	2012	11. Maryland	23. Michigan St.
18. St. John's	1. Baylor	12. Penn St.	24. LSU
19. Georgia	2. Notre Dame	13. Delaware	25. Oregon St.
20. San Diego St.	3. Stanford	14. Texas A&M	
21. Mississippi St.	4. UConn	15. UCLA	
22. Oklahoma St.	5. Maryland	16. Dayton	
23. UCLA	6. Duke	17. South Carolina	
24. Vanderbilt	7. Tennessee	18. Nebraska	
25. LSU	8. Kentucky	19. North Carolina	
26. Texas	9. Penn St.	20. Purdue	
	10. Georgia Tech	21. LSU	
	11. Miami (FL)	22. Iowa St.	
	12. Texas A&M	23. Oklahoma	
	13. Green Bay	24. Green Bay	
	14. Delaware	25. Kansas	
	15. St. John's (NY)		
	16. Louisville	2014	
	17. Georgetown	2. Notre Dame	
	18. Purdue	3. Stanford	
	19. Gonzaga	4. Maryland	
	20. Georgia	5. Louisville	



REGULAR SEASON TOURNAMENTS

The Wildcats are 85-36 in regular-season tournaments with 28 tournament titles.

1975-76

Christmas Tournament

W, Gulf Coast, 79-77
L, Delta State, 89-40
L, Anderson College, 81-71

Tennessee Tech Tournament Cookeville, Tenn.

L, Tennessee, 70-67
W, Austin Peay, 76-61

Louisville Classic Louisville, Ky.

W, Bellarmine, 72-52
L, Eastern Kentucky, 70-54

1976-77

Christmas Tournament

L, Belhaven, 74-56
W, Indiana, 57-46
W, Pittsburgh, 74-67
W, Central Missouri, 74-67

Tennessee Tech Tournament Cookeville, Tenn.

W, UT-Chattanooga, 75-58
W, UT-Martin, 63-56
L, Tennessee Tech, 92-69

1977-78

*MTSU Tournament Murfreesboro, Tenn.

W, Memphis State, 101-94
W, Miss. U. for Women, 78-75

All-Tournament Team

Debbie Mack, Geri Grigsby

Lady Kat Invitational Lexington, Ky.

L, Alabama, 66-62
W, Indiana, 73-34

All-LKIT

Linda Edelman, Kentucky
Debra Oden, Kentucky
(Chandler-Blanding Cup recipient)

1978-79

MTSU Tournament Murfreesboro, Tenn.

L, MTSU, 90-87
L, Miss. U. for Women, 81-76 OT

Lady Kat Invitational Lexington, Ky.

W, Florida, 80-69
L, Dayton, 72-52

1979-80

*Lady Kat Invitational Lexington, Ky.

W, Georgia, 82-61
W, Mississippi State, 86-68

All-Tournament Team

Patty Jo Hedges, Kentucky
Mary Boatwright, Miss. State
Bernadette Locke, Georgia
Vicki McCall, Miss. State
Liz Lukschu, Kentucky

1980-81

*Lady Kat Invitational Lexington, Ky.

W, James Madison, 72-54
W, Indiana State, 93-80

All-Tournament Team

Maria Donhoff, Kentucky
Patty Jo Hedges, Kentucky
MVP - Valerie Still, Kentucky
Judy Ellner, Indiana State
Peggy Jackson, Indiana State
Donna Firebaugh, James Madison

1981-82

Detroit Classic Tournament Detroit, Mich.

L, N.C. State, 77-67
W, Seton Hall, 90-62

All-Tournament Team

Patty Jo Hedges, Kentucky
Valerie Still, Kentucky

*Lady Kat Invitational Lexington, Ky.

W, Cincinnati, 79-66
W, Southern Illinois, 74-56

All-Tournament Team

MVP-Valerie Still, Kentucky
Patty Jo Hedges, Kentucky
Lea Wise, Kentucky
Cheryl Cook, Cincinnati
D.D. Plab, Southern Illinois

1982-83

*Lady Kat Invitational Lexington, Ky.

W, South Florida, 93-65
W, Arkansas, 77-43

All-Tournament Team

Patty Jo Hedges, Kentucky
Valerie Still, Kentucky
MVP - Lea Wise, Kentucky
Maxine Farmer, Georgia State
Bettye Fiscus, Arkansas

1983-84

*Lady Kat Dial Classic Lexington, Ky.

W, Eastern Kentucky, 77-67
W, Valdosta State, 89-69
* - Won the tournament title

All-Tournament Team

MVP - Karen Mosley, Kentucky
Lisa Collins, Kentucky
Tina Cottle, Eastern Kentucky
Janet Huff, Wisconsin
Gina Bozeman, Valdosta State

1984-85

*Lady Kat Dial Classic W, Morehead State, 77-66

W, West Virginia, 70-63

All-Tournament Team

MVP - Leslie Nichols, Kentucky
Diane Stephens, Kentucky

Georgeann Wells, West Virginia
Olivia Breadley, Morehead St.
Connie Appleman, Morehead St.

C.Q. Data Systems Tournament at N.C. State Raleigh, N.C. (Reynolds Coliseum)

W, N.C. State, 78-69
L, Old Dominion, L, 66-59

All-Tournament Team

Leslie Nichols, Kentucky
Sandy Harding, Kentucky

1985-86

*Lady Kat Dial Classic Lexington, Ky.

W, Cleveland State, 101-63
W, MTSU, 85-77

MVP - Leslie Nichols, Kentucky

Debbie Miller, Kentucky
Jodie Whitaker, Kentucky
Kim Webb, MTSU
Janet Knight, Clemson

1986-87

*Lady Kat Invitational Lexington, Ky.

W, Bowling Green St., 74-62
W, Illinois State, 78-70

All-Tournament Team

MVP - Bebe Croley, Kentucky
Sandy Harding, Kentucky
Ellen McGrew, Illinois State
Susan Willman, Illinois State
Jackie Motycka, Bowling Green

St. John's Christmas Tournament Jamaica, N.Y. (Alumni Hall)

W, Howard, 65-62
L, Duke, 68-63

1987-88

*Lady Kat Invitational Lexington, Ky.

W, Louisville, 98-77
W, East Carolina, 93-75

All-Tournament Team

Belitta Croley, Kentucky
Pam Shrum, Kentucky
MVP - Jodie Whitaker
Sue Niessen, Central Michigan
Monique Pompili, East Carolina
Alma Bethea, East Carolina

1988-89

*Lady Kat Invitational Lexington, Ky.

W, American University, 84-46
W, Radford, 89-83

All-Tournament Team

MVP - Jodie Whitaker, Kentucky
Kristi Cushenberry, Kentucky
Patrinda Toney, Radford
Stephanie Howard, Radford
Polly Innerarity, Florida A&M



REGULAR SEASON TOURNAMENTS

1989-90

***Lady Kat Invitational**
Lexington, Ky.
 W, Kentucky State, 121-44
 W, Missouri, 102-84

All-Tournament Team
 MVP – Kristi Cushenberry, Kentucky
 Vanessa Foster-Sutton, Kentucky
 Tracye Davis, Kentucky
 Lisa Sanbothe, Missouri
 Amy Humphries, Evansville

***Michigan State Holiday Classic**
East Lansing, Mich.
(Jack Breslin Student Events Center)
 W, Michigan State, 89-72
 W, Miami (Fla.), 80-71

All-Tournament Team
 Kristi Cushenberry, Kentucky

1990-91

***Lady Kat Invitational**
Lexington, Ky.
 W, Kent State, 114-83
 W, Duquesne, 101-56

All-Tournament Team
 MVP – Jocelyn Mills, Kentucky
 Stacy McIntyre, Kentucky
 Stephanie Greer, Valparaiso
 Ann Forbes, Kent State
 Darcie Vincent, Duquesne

***Nevada-Reno New Year's Classic**
Reno, Nevada (Old Gym)
 W, Northeast Louisiana, 73-66
 W, Indiana, 78-71

All-Tournament Team
 Stacy McIntyre, Kentucky
 Kristi Cushenberry, Kentucky

1991-92

Lady Kat Invitational
Lexington, Ky.
 W, Wichita State, 79-58
 L, Houston, 76-70

All-Tournament Team
 Tedra Eberhart, Kentucky
 MVP – Stacy McIntyre, Kentucky
 Darla Simpson, Houston
 LaShawn Johnson, Houston
 Tami Varnado, Alcorn State

Kansas Dial Classic
Lawrence, Kan. (Allen Fieldhouse)
 W, St. John's, 83-77
 L, Kansas, 62-51

St. John's Cahill Classic
Jamaica, N.Y. (Alumni Hall)
 W, Holy Cross, 87-69
 L, St. John's, 73-64

All-Tournament Team
 Stacy McIntyre, Kentucky

1992-93

***Lady Kat Invitational**
Lexington, Ky.
 W, Murray State, 89-55
 W, Connecticut, 75-54

All-Tournament Team
 MVP - Jocelyn Mills, Kentucky
 Mia Daniel, Kentucky
 Darlene Saar, George Washington
 Jennifer Rizzotti, Connecticut
 Jennifer Parker, Murray State

Iowa Amana Hawkeye Classic
Iowa City, Iowa (Carver-Hawkeye Arena)
 L, UNC-Charlotte, 57-54
 W, West Virginia, 73-63
All-Tournament Team
 Jocelyn Mills, Kentucky

Wichita State Pizza Hut Classic
Wichita, Kan. (Levitt Arena)
 L, Oklahoma State, 61-57
 W, Chicago State, 95-33
All-Tournament Team
 Stacey Reed, Kentucky

1993-94

***Lady Kat Invitational**
Lexington, Ky.
 W, Marist, 96-65
 W, Georgetown, 87-82

All-Tournament Team
 MVP - Tedra Eberhart, Kentucky
 Stacey Reed, Kentucky
 Christe Jordan, Kentucky
 Nadira Ricks, Georgetown
 Jean-Marie Lesko, Marist

***Citrus Sports Travel Holiday Classic**
Orlando, Fla. (UCF Arena)
 W, Central Florida, 87-45
 W, Florida State, 58-55

All-Tournament Team
 Stacey Reed, Kentucky

1994-95

Lady Kat Invitational
Lexington, Ky.
 W, UMass, 73-55
 W, St. John's, 67-54

All-Tournament Team
 MVP – Stacey Reed, Kentucky
 Vonda Jackson, Kentucky
 Tawana Jackson, St. John's
 Traci Parsons, Eastern Michigan
 Melissa Gurile, UMass

1995-96

***UK Invitational Tournament**
Lexington, Ky.
 W, UNC-Asheville, 98-76
 W, Toledo, 88-76

All-Tournament Team
 Tiffany Wait, Kentucky

Northwestern Inv. Tournament
Evanston, Ill. (Welsh-Ryan Arena)
 W, Loyola (Md.), 67-54

L, Northwestern, 78-42

All-Tournament Team
 Shaunda Roberts, Kentucky

Big Four ACC Classic
Greensboro, N.C.
 L, Duke, 73-54
 L, N.C. State, 66-62

All-Tournament Team
 Kim Denkins, Kentucky

1996-97

Western Michigan Tournament
Kalamazoo, Mich. (University Arena)
 L, Michigan, 68-54
 W, Western Michigan, 61-44

***Villanova Wildcat Classic**
Villanova, Penn. (duPont Pavilion)
 W, Alaska-Anchorage, 76-41
 W, Villanova, 63-54

All-Tournament Team
 MVP – Nikki Hay, Kentucky

1997-98

Nebraska CableVision Classic
Lincoln, Neb. (Bob Devaney Sports Center)
 W, Illinois-Chicago, 60-46
 L, Nebraska, 68-59

All-Tournament Team
 Laura Meadows, Kentucky
 Tiffany Wait, Kentucky

***Citizen's Bank Dartmouth Classic**
Hanover, N.H. (Leede Arena)
 W, UMass, 57-51
 W, Northeastern, 76-39

All-Tournament Team
 MVP – Jaye Barnes, Kentucky
 Laura Meadows, Kentucky

1998-99

Rainbow Wahine Classic
Honolulu, Hawaii (Stan Sheriff Center)
 W, Louisville, 73-62
 W, Hawaii, 66-57
 L, UCLA, 64-54

All-Tournament Team
 Jaye Barnes, Kentucky

***Wichita State Shocker Shootout**
Wichita, Kan. (Levitt Arena)
 W, Eastern Illinois, 90-71
 W, Wichita State, 58-51

All-Tournament Team
 MVP – Jaye Barnes, Kentucky
 Tiffany Wait, Kentucky



REGULAR SEASON TOURNAMENTS

1999-00

Coaches vs. Cancer Challenge
Hartford, Conn. (Hartford Civic Center)
 L, Connecticut, 68-62
 L, Clemson, 70-65

All-Tournament Team
 Erica Jackson, Kentucky

2000-01

Pepperdine Classic
Malibu, Calif. (Firestone Fieldhouse)
 L, Missouri, 86-51
 L, Houston, 78-77

Baptist Health Systems
Women's Fab Four Classic
Miami, Fla. (Golden Panther Arena)
 W, Florida International, 60-58

2001-02

Lady Tiger Classic
Memphis, Tenn. (Elma Roane Field House)
 W, Sam Houston State, 100-55
 L, Memphis, 63-55

All-Tournament Team
 Rita Adams, Kentucky
 SeSe Helm, Kentucky
 Charity Clay, UMKC
 Princess Swilley, Memphis
 MVP – Shannon Hamp, Memphis

***Dartmouth Blue Sky**
Restaurant Group Classic
Hanover, N.H. (Edward Leede Arena)
 W, Southern Mississippi, 59-44
 W, Lafayette, 83-60

All-Tournament Team
 MVP – SeSe Helm, Kentucky
 LaTonya McDole, Kentucky
 Katherine Hanks, Dartmouth
 Jennifer Bayer, Lafayette
 Lana Lewis, Southern Mississippi
 La'Tasha Summerall, Southern Mississippi

2002-03

Seattle Times Husky Classic
Seattle, Wash. (Bank of America Arena)
 W, Pacific, 77-61
 L, Washington, 88-56

All-Tournament Team
 MVP - Giuliana Mendiola, Washington
 Sara Potts, Kentucky
 Loree Payne, Washington
 Andrea Lalum, Washington
 Nancy Dinges, Pacific
 Caitlin Crist, Saint Bonaventure

Hawaii Invitational
Honolulu, Hawaii (Stan Sheriff Center)
 L, Hawaii, 70-59
 W, Long Island, 72-64

All-Tournament Team
 Co-MVP - Christen Roper, Hawaii - (Co-MVP)
 Co-MVP - Natasja Allen, Hawaii
 Jenny Pfeiffer, Kentucky
 Tamika Dudley, Long Island
 Constance Jinks, UNLV
 Jade Abele, Hawaii

2003-04

Odwalla Classic
San Francisco, Calif. (War Memorial Gym)
 W, Duquesne, 90-83
 L, San Francisco, 67-59

All-Tournament Team
 MVP - SeSe Helm, Kentucky
 Keiko Tate, Kentucky
 Carey Souer, San Francisco
 Toni Russell, San Francisco
 Ashley Hallstead, Davidson

2004-05

Paradise Jam (St. John Bracket - Round Robin)
St. Thomas, US Virgin Islands
(UVI Sports and Fitness Center)
 W, Duquesne, 73-70
 L, South Dakota State, 55-57
 L, #17/18 Rutgers, 60-75

All-Tournament Team
 MVP - Michelle Campbell, Rutgers
 Sara Potts, Kentucky
 Chelsea Newton, Rutgers
 Matee Ajavon, Rutgers
 Shannon Howell, Oregon State
 Shannon Schlagel, South Dakota State

Pepperdine Thanksgiving Classic
Malibu, Calif. (Firestone Fieldhouse)
 W, Indiana State 68-58
 W, Hofstra 67-54

All-Tournament Team
 MVP - Sarah Elliott, Kentucky
 Samantha Mahoney, Kentucky
 Jasmane Clarendon, Pepperdine
 Melanie Boeglin, Indiana State
 Cigi McCollin, Hofstra
 Lizanne Murphy, Hofstra

2005-06

Pepperdine Thanksgiving Classic
Malibu, Calif. (Firestone Fieldhouse)
 W, Indiana State 68-58
 W, Hofstra 67-54

All-Tournament Team
 MVP - Sarah Elliott, Kentucky
 Samantha Mahoney, Kentucky
 Jasmane Clarendon, Pepperdine
 Melanie Boeglin, Indiana State
 Cigi McCollin, Hofstra
 Lizanne Murphy, Hofstra

2006-07

Women's Sports Foundation Tournament
Lexington, Ky. (Memorial Coliseum)
 W, Washington State 80-51
 L, Indiana 51-54

All-Tournament Team
 MVP - Jamie Braun, Indiana
 Sarah Elliott, Kentucky
 Samantha Mahoney, Kentucky
 Kim Roberson, Indiana
 Alex Tchanguou, Wake Forest

Odwalla Classic
San Francisco, Calif. (War Memorial Gym)
 L, Delaware 70-86
 W, Southern Illinois 78-59

All-Tournament Team
 MVP -Tyresa Smith, Delaware
 Sarah Elliott, Kentucky
 Dominique Carter, San Francisco
 Chrissy Fisher, Delaware
 Carlai Moore, Southern Illinois

Wells Fargo New Year's Classic
San Antonio, Texas (USTA Convocation Center)
 W, Kent State 82-47
 W, Memphis 86-51

All-Tournament Team
 Sarah Elliott, Kentucky
 Vivian Ewalefo, UTSA
 Lynsey Freeman, UTSA
 Jamilah Humes, Kent State
 Aroha Jennings, Memphis

2007-08

Rainbow Wahine Classic
Honolulu, Hawaii (Stan Sheriff Center)
 L, Minnesota 80-92
 L, #21/22 Texas 60-72
 W, Lipscomb 76-55

All-Tournament Team
 MVP – Danielle Hood, Hartford
 Brittainey Raven, Texas
 Emily Fox, Minnesota
 Ashley Ellis-Milan, Minnesota
 Lyndra Littles, Virginia
 Monica Wright, Virginia
 Diana Delva, Hartford
 Marylynn Schaefer, Hartford

2008-09

Courtyard LaGuardia Turkey Classic
Brooklyn, N.Y. (Wellness, Recreating and Athletic Center)
 W, Yale, 87-82
 W, Long Island, 46-43

All-Tournament Team
 MVP - Carly Ormerod, Kentucky
 Amber Smith, Kentucky
 Connie James, Long Island
 Ashley Palmer, Long Island
 Melissa Colborne, Yale

2010-11

Lady Eagle Thanksgiving Classic sponsored by LaQuinta Inn
Hattiesburg, Miss. (Reed Green Coliseum)
 W, Murray State, 91-59
 W, Southern Miss, 79-60

All-Tournament Team
 MVP - A' dia Mathies, Kentucky
 Kastine Evans, Kentucky
 Jamierra Faulkner, Southern Miss
 Rachel Vigers, Southern Miss
 Mercedes Johnson, Louisiana-Lafayette
 Kayla Lowe, Murray State



CATS IN THE SOUTHEASTERN CONFERENCE

KENTUCKY AND THE SEC

Women's basketball first came under the auspices of the Southeastern Conference for the 1982-83 season. Games played between SEC teams before that time are not counted in the all-time SEC standings, since there was no uniform number of conference games played each season prior to that time. From 1980-85, the SEC champion was the winner of the SEC Tournament. Since 1986, the SEC champion has been determined by a round robin schedule. The tournament continues to be held to decide the recipient of the league's automatic NCAA tournament bid.

Nine Kentucky players have been named to the SEC All-Tournament team:

- Valerie Still (1980, 1981, 1982*)
- Patty Jo Hedges (1982)
- Jodie Whitaker (1988)
- Stacy McIntyre (1992)
- Victoria Dunlap (2010, 2011)
- A'dia Mathies (2010, 2012, 2013)
- Keyla Snowden (2012)
- Jennifer O'Neill (2014)
- DeNesha Stallworth (2014)

*Tournament MVP

Jennifer O'Neill and DeNesha Stallworth (below) were named to the All-Tournament team last season after helping UK advance to the championship game for the fourth time in the last five seasons.



ANNUAL SOUTHEASTERN CONFERENCE CHAMPIONS

Year	Overall Champion	SEC	Overall	Coach	UK Seed/Finish	Tournament Champion (Site)
1980	Tennessee		33-5	Pat Head	Semifinals	Tennessee (Knoxville, Tenn.)
1981	Auburn		26-7	Joe Ciampi	Semifinals	Auburn (Baton Rouge, La.)
1982	Kentucky		24-8	Terry Hall	Finals	Kentucky (Lexington, Ky.)
1983	Georgia	4-4	27-7	Andy Landers	E2/Quarterfinals	Georgia (Knoxville, Tenn.)
1984	Georgia	7-1	30-3	Andy Landers	E3/Quarterfinals	Georgia (Athens, Ga.)
1985	Tennessee	4-4	22-10	Pat Summitt	E4/1st Round	Tennessee (Oxford, Miss.)
1986	Georgia	9-0	30-2	Andy Landers	6/Quarterfinals	Georgia (Athens, Ga.)
1987	Auburn	8-1	31-2	Joe Ciampi	7/Quarterfinals	Auburn (Albany, Ga.)
1988	Auburn	9-0	32-3	Joe Ciampi	10/Quarterfinals	Tennessee (Albany, Ga.)
1989	Auburn	9-0	32-2	Joe Ciampi	8/1st Round	Tennessee (Albany, Ga.)
1990	Tennessee	8-1	27-6	Pat Summitt	8/1st Round	Auburn (Albany, Ga.)
1991	Georgia	9-0	28-4	Andy Landers	5/Quarterfinals	LSU (Albany, Ga.)
1992	Ole Miss	11-0	29-3	Van Chancellor	6/Semifinals	Tennessee (Albany, Ga.)
1993	Tennessee	11-0	29-3	Pat Summitt	6/Quarterfinals	Vanderbilt (Chattanooga, Tenn.)
1994	Tennessee	11-0	31-2	Pat Summitt	7/Quarterfinals	Tennessee (Chattanooga, Tenn.)
1995	Tennessee	11-0	34-3	Pat Summitt	9/Quarterfinals	Vanderbilt (Chattanooga, Tenn.)
1996	Georgia	10-1	28-5	Andy Landers	12/1st Round	Tennessee (Chattanooga, Tenn.)
1997	Georgia	11-1	25-6	Andy Landers	10/1st Round	Auburn (Chattanooga, Tenn.)
1998	Tennessee	14-0	39-0	Pat Summitt	8/1st Round	Tennessee (Columbus, Ga.)
1999	Tennessee	13-1	31-3	Pat Summitt	7/Semifinals	Tennessee (Chattanooga, Tenn.)
2000	Georgia	13-1	32-4	Andy Landers	9/Quarterfinals	Tennessee (Chattanooga, Tenn.)
	Tennessee	13-1	33-4	Pat Summitt		
2001	Tennessee	14-0	31-3	Pat Summitt	12/1st Round	Georgia (Memphis, Tenn.)
2002	Tennessee	13-1	29-5	Pat Summitt	12/Quarterfinals	Vanderbilt (Nashville, Tenn.)
2003	Tennessee	14-0	33-5	Pat Summitt	9/1st Round	LSU (North Little Rock, Ark.)
2004	Tennessee	14-0	30-3	Pat Summitt	11/1st Round	Vanderbilt (Nashville, Tenn.)
2005	LSU	14-0	33-3	Pokey Chatman	10/1st Round	Tennessee (Greenville, S.C.)
2006	LSU	13-1	31-4	Pokey Chatman	4/Semifinals	Tennessee (North Little Rock, Ark.)
2007	Tennessee	14-0	34-3	Pat Summitt	7/Quarterfinals	Vanderbilt (Duluth, Ga.)
2008	LSU	14-0	31-6	Van Chancellor	4/Semifinals	Tennessee (Nashville, Tenn.)
2009	Auburn	12-2	30-4	Nell Fortner	10/1st Round	Vanderbilt (North Little Rock, Ark.)
2010	Tennessee	15-1	32-3	Pat Summitt	2/Finals	Tennessee (Duluth, Ga.)
2011	Tennessee	16-0	34-3	Pat Summitt	2/Finals	Tennessee (Nashville, Tenn.)
2012	Kentucky	13-3	28-7	Matthew Mitchell	1/Semifinals	Tennessee (Nashville, Tenn.)
2013	Tennessee	13-3	30-6	Pat Summitt	2/Finals	Texas A&M (Duluth, Ga.)
2014	South Carolina	14-2	29-5	Dawn Staley	4/Finals	Tennessee (Duluth, Ga.)

Note: From 1980-85, the SEC champion was the winner of the SEC Tournament. Since 1986, the SEC champion has been determined by a round robin schedule. The tournament continues to be held to decide the recipient of the league's automatic NCAA tournament bid.

The 2015 SEC Women's Tournament will be held at the Verizon Arena in Little Rock, Ark., on March 4-8. Seeds 11 through 14 will compete in the opening games of the bracket on Wednesday, with the rest of the event continuing on Thursday.

Future SEC Tournament Dates & Sites

- 2016 - March 2-6 Veterans Memorial Arena, Jacksonville, Fla.
- 2017 - March 1-5 TBD
- 2018 - Feb. 28 - March 4, Bridgestone Arena, Nashville, Tenn.





UK IN THE NCAA TOURNAMENT

NCAA TOURNAMENT RECORDS

TEAM RECORDS

Most Points in a Game

UK: 106 vs. Wright State 3/22/2014
Opp: 92 (Nebraska) 3/13/1999

Fewest Points in a Game

UK: 60 vs. Louisiana Tech 3/20/1982
Opp: 41 (Navy) 3/24/2013

Most Rebounds

UK: 67 vs. Wright State 3/22/2014
Opp: 55 (North Carolina) 3/21/2011

Fewest Rebounds

UK: 25 vs. Louisiana Tech 3/20/1982
Opp: 25 (Nebraska) 3/28/2010

Highest Field Goal Percentage

UK: 59.1% (39-of-66) vs. Illinois 3/14/1982
Opp: 64.6% (31-of-48) (Indiana) 3/18/1983

Lowest Field Goal Percentage

UK: 31.1% vs. Connecticut 3/27/2012
Opp: 22.9% (19-of-83) (Wright State) 3/22/2014

Highest Free Throw Percentage

UK: 100% (4-of-4) vs. Michigan State 3/20/2006
Opp: 95.0% (19-of-20) (Delaware) 3/30/2013

Lowest Free Throw Percentage

UK: 0.0% (0-1) vs. Drake 3/12/1986
Opp: 28.6% (6-21) (Louisiana Tech) 3/20/1982

Highest 3-Point Field Goal Percentage

UK: 63.6% (7-of-11) vs. Liberty 3/20/2010
Opp: 45.5% (5-of-11) (Nebraska) 3/13/1999

Lowest 3-Point Field Goal Percentage

UK: 11.1% (1-of-9) vs. Chattanooga 3/18/2006
Opp: 16.7% (2-of-12) (Michigan State) 3/22/2010,
Gonzaga (1-of-6) 3/25/2012 and Delaware (1-of-6) 3/13/2013 and
Wright State (3-of-18) 3/22/2014

Field Goals Made

UK: 44 vs. Wright State 3/22/2014
Opp: 38 (Louisiana Tech) 3/20/1982

Field Goals Attempted

UK: 81 vs. North Carolina 3/21/2011
Opp: 83 (Wright State) 3/22/2014

3-Point Field Goals Made

UK: 12 vs. Gonzaga 3/25/2012
Opp: 6 (Chattanooga) 3/18/2006 and (Hampton) 3/19/2011

3-Point Field Goals Attempted

UK: 24, twice, vs. Delaware 3/30/2013 and Dayton 3/26/2013
Opp: 27 (Chattanooga) 3/18/2006

Free Throws Made

UK: 31 vs. Nebraska 3/13/1999
Opp: 32 (UCLA) 3/15/1999

Free Throws Attempted

UK: 40 vs. Nebraska 3/13/1999
Opp: 35 (Nebraska) 3/13/1999, UCLA 3/15/1999 and UConn
3/27/2012

Assists

UK: 27 vs. Drake 3/12/1986
Opp: 24 (Louisiana Tech) 3/20/1982

Steals

UK: 16, twice, vs. Navy 3/25/2013 and Liberty 3/20/2010
Opp: 21 (Green Bay) 3/19/2012

Blocked Shots

UK: 12 vs. Wright State 3/22/2014
Opp: 10 (Connecticut) 4/1/2013

Turnovers- High

UK: 34 vs. Green Bay 3/19/2012
Opp: 26 (South Carolina) 3/18/1982

Turnovers- Low

UK: 8 vs. North Carolina 3/21/2011
Opp: 9 (Baylor) 3/29/2014

Largest Margin of Victory

46 vs. Wright State 3/22/2014

Largest Margin of Defeat

24 (UCLA) 3/15/1999

INDIVIDUAL RECORDS BY KENTUCKY

Points (30 or more)

34 A'dia Mathies vs. Dayton 3/26/2013
32 A'dia Mathies vs. Liberty 3/20/2010
31 Victoria Dunlap vs. Oklahoma 3/30/2010
30 Lea Wise vs. Illinois 3/14/1982

Rebounds

14 Samarie Walker vs. Wright State 3/22/2014
13 Valerie Still vs. Illinois 3/14/1982
13 Valerie Still vs. South Carolina 3/18/1982
13 Valerie Still vs. Indiana 3/18/1983
13 Victoria Dunlap vs. Oklahoma 3/30/2010
13 Samarie Walker vs. McNeese State 3/17/2012
13 Samarie Walker vs. Green Bay 3/19/2012

Field Goals Made (10 or more made)

15 Lea Wise vs. Illinois 3/14/1982
13 A'dia Mathies vs. Dayton 3/26/2013
12 Sandy Harding vs. Drake 3/12/1986

Field Goals Attempted

23 Valerie Still vs. South Carolina 3/18/1982

Free Throws Made

12 A'dia Mathies vs. Liberty 3/20/2010

Free Throws Attempted

17 A'dia Mathies vs. Liberty 3/20/2010

3-Point Goals Made

6 A'dia Mathies vs. Dayton 3/26/2013

3-Point Goals Attempted

10 Keyla Snowden vs. North Carolina 3/21/2011

Assists

13 Patty Jo Hedges vs. Illinois 3/14/1982

Steals

5 Victoria Dunlap vs. Liberty 3/20/2010

Blocked Shots

5 DeNesha Stallworth vs. Wright State 3/22/2014

Turnovers

10 Lea Wise vs. Louisiana Tech 3/20/1982

INDIVIDUAL RECORDS BY OPPONENTS

Points

35 Wanda Ford (Drake) 3/12/1986

Rebounds

19 Sheila Foster (South Carolina) 3/18/1982

Field Goals Made

15 Wanda Ford (Drake) 3/12/1986

Field Goals Attempted

23 Elena Delle Donne (Delaware) 3/30/2013

Free Throws Made

15 Maylana Martin (UCLA) 3/15/1999

Free Throws Attempted

15 Maylana Martin (UCLA) 3/15/1999

3-Point Goals Made

4 Choicetta McMillian (Hampton) 3/19/2011

3-Point Goals Attempted

9 Choicetta McMillian (Hampton) 3/19/2011

Assists

11 Niya Johnson (Baylor) 3/29/2014

Steals

10 Jule Wojta (Green Bay) 3/19/2012

Blocked Shots

5 Jessica Breland (North Carolina) 3/21/2011

Turnovers

8 Samantha MacKay (Dayton) 3/26/2013
8 Megan Lukan (Green Bay) 3/19/2012
8 Amber Mays (Liberty) 3/20/2010

KENTUCKY IN THE NCAA TOURNAMENT

Appearances: 11, including five consecutive
Overall Record: 16-11, 12-5 under Matthew Mitchell
First Round Games: 8-3, 5-0 under Mitchell
Second Round Games: 4-3, 4-1 under Mitchell
Regional Semifinals: 4-1, 3-1 under Mitchell
Regional Finals: 0-4, 0-3 under Mitchell

vs. Baylor: 0-1
vs. Chattanooga: 1-0
vs. Connecticut: 0-2
vs. Dayton: 1-0
vs. Delaware: 1-0
vs. Drake: 0-1
vs. Gonzaga: 1-0
vs. Green Bay: 1-0
vs. Hampton: 1-0
vs. Indiana: 0-1
vs. Illinois: 1-0
vs. James Madison: 0-1
vs. Liberty: 1-0
vs. Louisiana Tech: 0-1
vs. McNeese State: 1-0
vs. Michigan State: 1-1
vs. Navy: 1-0
vs. Nebraska: 2-0
vs. North Carolina: 0-1
vs. Oklahoma: 0-1
vs. South Carolina: 1-0
vs. Syracuse: 1-0
vs. UCLA: 0-1
vs. Wright State: 1-0



NCAA TOURNAMENT GAME-BY-GAME STATISTICS

2014

Date	Opponent	Round	Attend	FG	FGA	Pct	3FG	FGA	Pct	FT	FTA	Pct	Off	Def	Tot	Avg	PF	A	TO	Blk	Stl	Pts
3/22/14	Kentucky	1st Rd	5,404	44	80	.550	7	14	.500	11	15	.733	18	49	67	67.0	22	19	22	12	4	106
	Wright State			19	83	.229	3	18	.167	19	32	.594	21	19	40	40.0	14	2	13	4	9	60
3/24/14	Kentucky	2nd Rd	4,661	21	58	.362	4	12	.333	18	28	.643	16	22	38	52.5	19	12	15	6	15	64
	Syracuse			21	63	.333	5	25	.200	12	16	.750	18	23	41	40.5	24	6	23	4	4	59
3/29/13	Kentucky	Sweet 16	8,774	24	69	.348	3	12	.250	21	26	.808	16	23	39	48.0	25	10	8	4	5	72
	#5/6 Baylor			32	67	.478	4	10	.400	22	27	.815	15	32	47	42.7	17	23	9	4	6	90

2013

3/24/13	Kentucky	1st Rd	2,717	23	60	.383	3	11	.273	12	15	.800	15	28	43	43.0	11	10	19	4	16	61
	Navy			15	47	.319	6	22	.273	5	13	.385	7	23	30	30.0	14	9	25	2	7	41
3/26/13	Kentucky	2nd Rd	1,144	32	68	.471	8	24	.333	12	16	.750	13	21	34	38.5	23	12	16	2	12	84
	#18/15 Dayton			21	47	.447	4	13	.308	24	30	.800	8	24	32	31.0	15	12	23	2	9	70
3/30/13	Kentucky	Sweet 16	6,031	25	62	.403	7	24	.292	12	19	.632	18	17	35	37.3	18	9	11	2	10	69
	#15/16 Delaware			21	53	.396	1	6	.167	19	20	.950	16	24	40	34.0	21	7	19	1	4	62
4/1/13	Kentucky	Elite Eight	8,594	19	62	.306	4	16	.250	11	15	.733	11	22	33	36.2	20	9	21	5	9	53
	#3/3 Connecticut			29	56	.518	4	11	.364	21	23	.913	7	34	41	35.8	18	12	18	10	11	83

2012

3/17/12	Kentucky	1st Rd	4,695	25	63	.397	2	17	.118	16	28	.571	22	36	58	58.0	25	15	20	8	6	68
	McNeese State			21	70	.300	2	9	.222	18	25	.720	18	22	40	40.0	21	9	13	2	12	62
3/19/12	Kentucky	2nd Rd	3,254	25	49	.510	4	10	.400	11	16	.688	11	28	39	48.5	16	15	34	4	11	65
	#10/10 Green Bay			21	60	.350	5	17	.294	15	17	.882	12	18	30	35.0	19	14	24	1	21	62
3/25/12	Kentucky	Sweet 16	6,031	27	61	.443	12	21	.571	13	22	.591	17	27	44	47.0	14	18	14	2	9	79
	RV/#24 Gonzaga			27	67	.403	1	6	.167	7	9	.778	14	20	34	34.7	19	12	10	1	8	62
3/27/12	Kentucky	Elite Eight	5,184	19	61	.311	6	21	.286	21	22	.955	14	12	26	41.8	23	8	10	1	8	65
	#3/3 Connecticut			23	45	.511	4	15	.267	30	35	.857	12	28	40	36.0	19	21	18	3	7	80

2011

3/19/11	Kentucky	1st Rd	3,934	22	64	.344	8	19	.421	14	19	.737	15	25	40	40.0	17	14	13	6	8	66
	Hampton (OT)			23	63	.365	6	15	.400	10	13	.769	17	28	45	45.0	16	11	17	6	4	62
3/21/11	Kentucky	2nd Rd	4,014	28	81	.346	5	23	.217	13	17	.765	15	16	31	35.5	23	10	8	3	8	74
	# 14 North Carolina			28	58	.483	3	7	.429	27	30	.900	15	40	55	50.0	21	19	22	8	6	86

2010

3/20/10	Kentucky	1st Rd	3,560	25	49	.510	7	11	.636	26	36	.722	9	17	26	26.0	17	15	15	2	16	83
	Liberty			32	64	.500	2	9	.222	11	16	.688	17	21	38	38.0	25	8	22	1	8	77
3/22/10	Kentucky	2nd Rd	3,361	25	59	.424	3	13	.231	17	28	.607	11	29	40	33.0	13	13	11	4	14	70
	#24/25 Michigan St.			19	55	.345	2	12	.167	12	15	.800	8	29	37	37.5	21	9	18	5	8	52
3/28/10	Kentucky	Sweet 16	5,907	31	62	.500	8	16	.500	6	12	.500	13	23	36	34.0	21	15	16	3	10	76
	#4 Nebraska			24	51	.471	5	12	.417	14	20	.700	7	18	25	33.3	15	10	16	2	5	67
3/30/10	Kentucky	Elite Eight	4,021	23	70	.329	2	17	.118	20	22	.909	20	14	34	34.0	17	6	14	0	12	68
	#12 Oklahoma			32	52	.615	5	15	.333	19	21	.905	8	28	36	34.0	18	15	21	2	8	88

2006

3/18/06	Kentucky	1st Rd	3,396	23	50	.460	1	9	.111	22	31	.710	13	27	40	40.0	14	13	20	5	11	69
	Chattanooga			24	63	.381	6	27	.222	5	8	.625	14	17	31	31.0	19	13	19	2	9	59
3/20/06	Kentucky	2nd Rd	3,212	26	62	.419	7	20	.350	4	4	1.000	10	23	33	36.5	16	15	14	7	8	63
	#16/17 Michigan State			25	59	.424	3	12	.250	14	19	.737	14	26	40	35.5	5	12	13	4	5	67

1999

	Kentucky	1st Rd	2,390	31	59	.525	5	12	.416	31	40	.775	18	19	37	26	13	24	2	12	98
	Nebraska			30	60	.500	5	11	.454	27	35	.771	16	15	31	29	11	22	0	12	92
	Kentucky	2nd Rd	2,604	21	64	.328	5	23	.217	16	25	.64	14	19	33	26	63	17	1	10	63
	UCLA			26	55	.472	3	11	.272	32	35	.914	12	33	45	18	10	20	3	9	87

1991

	Kentucky	1st Rd	-	24	48	.500	3	9	.333	11	16	.688	4	24	28	18	8	21	0	4	62
	James Madison			28	59	.475	1	8	.125	13	19	.684	1	2	3	15	16	13	2	11	70



NCAA TOURNAMENT GAME-BY-GAME STATISTICS

1986

Kentucky	1st Rd	-	35	71	.493	-	-	-	0	1	.000	-	-	31	16	27	13	0	7	70
Drake			32	53	.604	-	-	-	9	16	.563	-	-	30	9	20	13	3	7	73

1983

Kentucky	1st Rd	-	28	75	.373	-	-	-	20	30	.667	-	-	42	24	14	19	2	5	76
Indiana			31	48	.646	-	-	-	25	31	.806	-	-	35	24	18	20	5	5	87

1982

Kentucky	1st Rd	-	39	66	.591	-	-	-	10	24	.417	-	-	47	19	24	24	1	1	88
Illinois			37	80	.463	-	-	-	6	9	.667	-	-	37	23	21	15	2	17	80
Kentucky	2nd Rd	-	33	74	.446	-	-	-	7	16	.438	-	-	35	14	17	12	0	12	73
South Carolina			32	67	.478	-	-	-	5	9	.556	-	-	50	17	18	26	4	6	69
Kentucky	Regional Finals	-	26	58	.448	-	-	-	8	9	.889	-	-	25	19	15	21	0	4	60
Louisiana Tech			38	68	.559	-	-	-	6	21	.286	-	-	42	19	24	16	4	14	82

KENTUCKY'S NCAA TOURNAMENT HISTORY

Year	Region	Site	UK (Seed)	Opponent (Seed)	Round	Result
1982	Midwest	Lexington, Ky.	Kentucky (2)	Illinois (7)	1st	W, 88-80
		Ruston, La.		South Carolina (3)	Regional Semifinals	W, 73-69
				Louisiana Tech (1)	Regional	Finals L, 60-82
1983	Mideast	Lexington, Ky.	Kentucky (3)	Indiana (6)	1st	L, 76-87
1986	Midwest	Des Moines, Iowa	Kentucky (7)	Drake (10)	1st	L, 70-73
1991	East	Harrisonburg, Va.	Kentucky (9)	James Madison (8)	1st	L, 62-70
1999	West	Los Angeles, Calif.	Kentucky (6)	Nebraska (11)	1st	W, 98-92
				UCLA (3)	2nd	L, 63-87
2006	Bridgeport	Chicago, Ill.	Kentucky (5)	Chattanooga (12)	1st	W, 69-59
				Michigan State (4)	2nd	L, 63-67
2010	Kansas City	Louisville, Ky.	Kentucky (4)	Liberty (13)	1st	W, 83-77
				Michigan State (5)	2nd	W, 70-52
		Kansas City, Mo.		Nebraska (1)	Regional Semifinals	W, 76-67
				Oklahoma (3)	Regional Finals	L, 68-88
2011	Spokane	Albuquerque, N.M.	Kentucky (4)	Hampton (13)	1st	W, 66-62 (OT)
				North Carolina (5)	2nd	L, 74-86
2012	Kingston	Ames, Iowa	Kentucky (2)	McNeese State (15)	1st	W, 68-62
				Green Bay (7)	2nd	W, 65-62
		Kingston, R.I.		Gonzaga (11)	Regional Semifinals	W, 79-62
				Connecticut (1)	Regional Finals	L, 65-80
2013	Bridgeport	Queens, N.Y.	Kentucky (2)	Navy (15)	1st	W, 61-41
				Dayton (7)	2nd	W, 84-70
		Bridgeport, Conn.		Delaware (6)	Regional Semifinals	W, 69-62
				Connecticut (1)	Regional Finals	L, 53-84
2014	South Bend	Lexington, Ky.	Kentucky (3)	Wright State (14)	1st	W, 106-60
				Syracuse (6)	2nd	W, 64-59
		South Bend, Ind.		Baylor (2)	Regional Semifinals	L, 72-90

CATS IN THE NCAA TOURNAMENT



Back Row (L-R): Danielle Santos (Assistant Coach), Jeff House (Assistant Coach), Shalon Pillow (Assistant Coach), Storm Dickerson (Mgr.), Morgan Jett (Mgr.), Brice Littlepage (Mgr.), Tiffany Hayden (Academic Counselor), Justin Mathis (Mgr.), Courtney Jones (Senior Athletic Trainer), Beth Price (Staff Support Associate), Amy Tilley (Administrative Support Associate). **Middle Row (L-R):** Bob Dunn (Video Coordinator), Kyvin Goodin-Rogers, Jelleah Sidney, DeNesha Stallworth, Samantha Drake, Azia Bishop, Samarie Walker, Bemisha Pinkett, Ukari Figs (Asst. AD/Women's Basketball), John Spurlock (Strength & Conditioning Coach), Crystal Riley (Staff Support Associate). **Front Row (L-R):** Linnae Harper, Bria Goss, Kastine Evans, Matthew Mitchell (Head Coach), Jennifer O'Neill, Janel Thompson, Makayla Epps.

2013-14

Overall Record: 26-9

NCAA First & Second Rounds • Lexington, Ky.
NCAA South Bend Regional

1st • #10/11 Kentucky 106, Wright State 60
2nd • #10/11 Kentucky 64, Syracuse 59
Sweet 16 • #5/6 Baylor 90, #10/11 Kentucky 72

- Matthew Mitchell led UK to its school-record fifth consecutive and 11th overall NCAA Tournament.
- The No. 3 seed was the second in school history for the Wildcats, the first since 1983.
- UK advanced to the Sweet 16 for the third consecutive season and fourth in the last five years.
- UK tied an NCAA record for rebounds in an NCAA Tournament game with 67 vs. Wright State. The Duke vs. Alabama game which went into four overtimes on March 18, 1995 also had 67 rebounds.
- The 67 rebounds were a school record for the Cats.
- Against Wright State, UK set program record for most points (106), rebounds (67), field goals made (44), blocks (12), largest margin of victory in an NCAA Tournament game.



Back Row (L-R): Morgan Jett (Mgr.), Amy Tilley (Staff Support Associate), Courtney Jones (Senior Athletic Trainer), Angela Schoenherr (Staff Support Associate), Tiffany Hayden (Academic Counselor), Brian Sensibaugh (Mgr.), Brice Littlepage (Mgr.), Justin McKinley (Mgr.), Storm Dickerson (Mgr.). **Middle Row (L-R):** Bob Dunn (Video Coordinator), Crystal Riley (Student Assistant), Shalon Pillow (Assistant Coach), Danielle Santos (Assistant Coach), Brittany Henderson, Jelleah Sidney, Denesha Stallworth, Samantha Drake, Azia Bishop, Samarie Walker, Maegan Conwright, Matt Insell (Assistant Coach), Ukari Figs (Asst. AD/Women's Basketball), Stephanie Tracey-Simmons, Strength & Conditioning Coach. **Front Row (L-R):** Bemisha Pinkett, Jennifer O'Neill, Bria Goss, Matthew Mitchell (Head Coach), A'dia Mathies, Kastine Evans and Janel Thompson.

2012-13

Overall Record: 30-6

NCAA First & Second Rounds • Queens, N.Y.
NCAA Bridgeport (Conn.) Regional

1st • #7/7 Kentucky 61, Navy 41
2nd • #7/7 Kentucky 84, #18/15 Dayton 70
Sweet 16 • #7/7 Kentucky 69, #15/16 Delaware 62
Elite Eight • #3/3 Connecticut 83, #7/7 Kentucky 53

- Matthew Mitchell led UK to its school-record fourth consecutive and 10th overall NCAA Tournament.
- The Wildcats' No. 2 seed tied the highest ever in the NCAA Tournament. UK was also the No. 2 seed in 2012 and 1982.
- UK advanced to the Elite Eight for the second straight time and third in the last four years.
- Jennifer O'Neill was named to the Bridgeport All-Regional Tournament Team.
- UK's 20-point win over Navy marked the largest margin of victory for Kentucky in a NCAA Tournament game and Navy's 41 points were the fewest by a UK opponent in an NCAA Tournament game.



Back Row (L-R): Sarah Gerichs (Student Athletic Trainer), Amy Tilley (Staff Support Associate), Karen Hewitt (Video Coordinator), Angela Schoenherr (Staff Support Associate), Stephanie Tracey-Simmons (Strength & Conditioning Coach), Courtney Jones (Senior Athletic Trainer), Kalee Robertson (Mgr.), Rachel Smith (Mgr.), Storm Dickerson (Mgr.). **Middle Row (L-R):** Brian Sensibaugh (Mgr.), Kevin Stewart (Mgr.), Kastine Evans, Maegan Conwright, Brittany Henderson, DeNesha Stallworth, Samantha Drake, Azia Bishop, Samarie Walker, Bra'Shey Ali, Bria Goss, Donovan Rogers (Mgr.), David Stefanopoulos (Mgr.). **Front Row (L-R):** Ukari Figs (Asst. AD/Women's Basketball), Kyra Elzy (Associate Head Coach), Bemisha Pinkett, Crystal Riley, Amber Smith, Matthew Mitchell (Head Coach), Keyla Snowden, Jennifer O'Neill, A'dia Mathies, Matt Insell (Assistant Coach), Shalon Pillow (Assistant Coach).

2011-12

Overall Record: 28-7

NCAA First & Second Rounds • Ames, Iowa
NCAA Kingston (R.I.) Regional • Kingston, R.I.

1st • #12/11 Kentucky 68, McNeese State 62
2nd • #12/11 Kentucky 65, #10/10 Green Bay 62
Sweet 16 • #12/11 Kentucky 79, RV/#24 Gonzaga 62
Elite Eight • #3/3 Connecticut 80, #12/11 Kentucky 65

- Matthew Mitchell led UK to its school-record third consecutive and ninth overall NCAA Tournament.
- The Wildcats' No. 2 seed tied the highest ever in the NCAA Tournament. UK was also the No. 2 seed in 1982.
- UK advanced to the Elite Eight for the second time in three years.
- UK hit 12 threes vs. Gonzaga, the most ever by the Cats in an NCAA Tournament game.
- UK grabbed a season-high 58 rebounds vs. McNeese State, the most for UK in the Big Dance at that time.
- Samarie Walker was named to the All-Regional Tournament Team.

CATS IN THE NCAA TOURNAMENT



Back Row (L-R): Kyra Elzy (Associate Head Coach), Sarah Gerichs (Student Athletic Trainer), Karen Hewitt (Video Coordinator), Stephanie Campbell (Admin. Assistant), Nikki Stewart (Recruiting Assistant), Phillip Smith (Mgr.), David Stefanopoulos (Mgr.), Brian Sensibaugh (Mgr.), Donovan Rogers (Mgr.), Shalon Pillow (Assistant Coach). **Middle Row (L-R):** Assistant Coach Matt Insell, Stephanie Tracey-Simmons (Strength Coach), Amber Smith, Carly Morrow, Brittany Henderson, Samantha Drake, Sarah Beth Barmette, Victoria Dunlap, A'dia Mathies, Courtney Jones (Senior Athletic Trainer), Pam Stackhouse (Asst. AD/Women's Basketball). **Front Row (L-R):** Maegan Conwright, Jennifer O'Neill, Crystal Riley, Matthew Mitchell (Head Coach), Keyla Snowden, Bernisha Pinkett, Kistine Evans.

2010-11

Overall Record: 25-9

NCAA First & Second Rounds • Albuquerque, N.M.

1st • #17/16 Kentucky 66, Hampton 62 (OT)
2nd • #14 North Carolina 86, #17/16 Kentucky

- Matthew Mitchell led the Wildcats to their eighth all-time appearance in the NCAA Tournament and back-to-back appearances in the "Big Dance" for the first time since the 1981-82 and 1982-83 seasons.
- UK received the No. 4 seed for the second straight season.
- UK played its first overtime game in the NCAA Tournament, defeating Hampton in the first round, 66-62. Victoria Dunlap notched her ninth and final double-double of her career with 13 points and 12 rebounds.



Back Row (L-R): Stephanie Campbell (Admin. Assistant), Brian Sensibaugh (Mgr.), B.J. Hazelwood (Mgr.), Stephanie Tracey-Simmons (Strength Coach), Christian Stefanopoulos (Video Coordinator), Donovan Rogers (Mgr.), David Stefanopoulos (Mgr.), Amy Tilley (Recruiting Assistant). **Middle Row (L-R):** Assistant Coach Matt Insell, Assistant Coach Shalon Pillow, Amani Franklin, Brittany Henderson, Anna Cole, Lydia Watkins, Victoria Dunlap, Assistant Coach Kyra Elzy, Pam Stackhouse (Asst. AD/Women's Basketball). **Front Row (L-R):** A'dia Mathies, Rebecca Gray, Crystal Riley, Matthew Mitchell (Head Coach), Amber Smith, Carly Morrow, Keyla Snowden.

2009-10

Overall Record: 28-8

NCAA First & Second Rounds • Louisville, Ky.
NCAA Kansas City Regional • Kansas City, Mo.

1st • #19/15 Kentucky 83, Liberty 77
2nd • #19/15 Kentucky 70, #24/25 Michigan State Sweet 16 • #19/15 Kentucky 76, #4/4 Nebraska 67
Elite Eight • #12/12 Oklahoma 88, #19/15 Kentucky 68

- Matthew Mitchell led the Wildcats to their seventh all-time appearance in the NCAA Tournament and their first bid since 2006.
- UK's No. 4 seed was its highest seed since the 1983 season and its first No. 4 seed in NCAA Tournament history.
- UK's appearance in the Elite Eight was its first since the very first NCAA Tournament in 1982.
- Victoria Dunlap was named to Kansas City All-Region Team after averaging 21.0 points and 9.0 rebounds in four games. She became the first UK player to be named to a regional all-tournament team in school history.



Back Row (L-R): Matt Brigance (Mgr.), Aaron Webber (Mgr.), Freddie Perry (Mgr.), Justin Scott (Video Coordinator), Jason Nehring (Strength & Conditioning Coach), Trisha Matysak (Athletic Trainer), Emily Jones (Mgr.), Beth Davis (Head Mgr.). **Second Row (L-R):** LaQwasha "Moe" Gamble, Jenn'e Jackson, Jennifer "Lanky" Humphrey, Sarah Elliott, Eleia Roddy, Afton Perry, Stephanie Stumbo, Chante Bowman. **Front Row (L-R):** Assistant Coach Vonn Read, Head Coach Mickie DeMoss, Carly Ormerod, Oreonna Taylor, Samantha Mahoney, Nastassia Alcuis, Jenny Pfeiffer, Assistant Coach Niya Butts, Assistant Coach Pam Stackhouse.

2005-06

Overall Record: 22-9

NCAA Bridgeport (Conn.) Regional • Rosemont, Ill.

1st • Kentucky 69, Chattanooga 59
2nd • Michigan State 67, Kentucky 63

- Mickie DeMoss led the Wildcats to their sixth all-time appearance in the NCAA Tournament and their first bid to the "Big Dance" since 1999.
- UK's No. 5 seed was its highest seed since the 1983 season and its first No. 5 seed in NCAA Tournament history.
- UK's 10-point win (69-59) over Chattanooga in the first round marked UK's largest margin of victory in an NCAA Tournament game.

CATS IN THE NCAA TOURNAMENT



Back Row (L-R): Strength Coach Chris Rounds, Manager LaTrice Hogan, Manager Trey Clark, Head Coach Bernadette Mattox, Assistant Coach Leslie Nichols, Katie Vieth, Shantia Owens, Laura Meadows, Tanesha Seaton, Stephanie Christman, Assistant Coach Meghan Burke, Assistant Coach Rick Griffith, Manager Wes Thompson, Manager Erica Lynch, Athletic Trainer Amy Plas. **Seated (L-R):** Natalie Martinez, Rae Keith, Carolyn Alexander, Tiffany Wait, Jaye Barnes, Kenya Young, Erica Jackson, LaTonya McDole.

1998-99

Overall Record: 21-11

NCAA West Regional • Los Angeles, Calif.

1st • Kentucky 98, Nebraska 92
2nd • UCLA 87, Kentucky 63

- For the first time in 17 years, the UK women's basketball team won a first round game in the NCAA Tournament, defeating Nebraska 98-92 in 1999.
- The Cats' 64 second-half points were the most scored by a team in a half in the history of the West Regional first or second round.
- Kentucky's 98 points vs. Nebraska in 1999 were the most by the Wildcats in a NCAA Tournament game in school history.



Back Row (L-R): Ilene Hauser, Grad. Asst.; Lisa Bressman, Grad Asst.; Jennifer Gray, Christe Jordan, Cathy Proctor, Tedra Eberhart, Coach Sharon Fanning, Jocelyn Mills, Rebekah Reasor, Tiundra Love, Pattresa Leonard, Karen Booker, Asst.; Jerry McLaughlin, Asst. Coach. **Seated (L-R):** Lucrecia Hunter, Trainer; Diana Pardee, Manager; Mia Daniel, Stacy McIntyre, Jamie Hobbard, Tracye Davis, Kristi Cushenberry, Kayla Campbell, Karen Killen, Jennifer Johnson, Manager; Stacye Buzzanca, Manager.

1990-91

Overall Record: 20-9

NCAA East Region • Harrisonburg, Va.

1st • James Madison 70, Kentucky 62

- Under the direction of head coach Sharon Fanning, the Wildcats made their first appearance in the NCAA Tournament since 1985-86.
- It marked Coach Fanning's first-ever trip to the Big Dance.
- UK narrowly fell to James Madison, a team that later went on to defeat top-seeded Penn State in the second round.



Back Row (L-R): Terry Hall, Coach; Sue Stanley, Trainer; Laurie Hudgens, Shell Miller, Karen Mosley, Melanie Warren, Debbie Miller, Leslie Nichols, Cindy Noble, Asst. Coach; Donna Murphy, Asst. Coach. **Seated (L-R):** Michele Pennie, Monique Tarantini, Pam Shrum, Jodie Whitaker, Bebe Croley, Lynne Elbert, Sandy Harding.

1985-86

Overall Record: 18-11

NCAA Midwest Region • Des Moines, Iowa

1st • Drake 73, Kentucky 70

- The 1985-86 team, led by Coach Terry Hall, defeated four Top 20 teams en route to the NCAA Tournament.
- The Cats lost a three-point heartbreaker despite a career-high 24 points and 10 assists from junior Sandy Harding. Drake hit 9-of-16 free throws compared to UK's 0-of-1.

CATS IN THE NCAA TOURNAMENT



Back Row (L-R): Terri Naiser, Valerie Still, Jody Runge, Sally Loughton, Karen Mosley, Leslie Nichols, Lisa Collins. **Seated (L-R):** Diane Stephens, Donna Martin, Patty Jo Hedges, Lea Wise, Audre Andrew, Lynnette Lewis.

1982-83

Overall Record: 23-5

NCAA Midwest Region • Lexington, Ky.

1st • Indiana 87, Kentucky 76

- The Wildcats were ranked as high as No. 4 nationally during the 1982-83 season but were upset by Indiana in the first round of the NCAA Tournament.
- All-American Valerie Still had 28 points and 13 rebounds but the Wildcats couldn't overcome the hot-shooting Hoosiers. IU shot 64.6 percent for the game, including 82.4 percent (14-of-17) in the second half. Three IU players scored over 20 points.



Back Row (L-R): Terry Hall, Coach; Lynn Norenberg, Grad. Asst.; Kathy Lokie, Valerie Still, Jody Runge, Grace Odrick, Terri Naiser, Tayna Fogle, Dottie Berry, Asst. Coach; Mimi Porter, Trainer. **Seated (L-R):** Michele Oberst, Manager; Lisa Collins, Donna Martin, Patty Jo Hedges, Lori Edgington, Lea Wise, Diane Stephens, Gary Loyd, Manager.

1981-82

Overall Record: 24-8

NCAA Midwest Regionals • Ruston, La.

1st • Kentucky 88, Illinois 80
2nd • Kentucky 73, South Carolina 69
3rd • Louisiana Tech 82, Kentucky 60

- Coach Terry Hall led the Lady Kats to their finest season ever, a 24-8 campaign that ended in the Midwest Regional championship, where UK fell to No. 1-ranked and eventual national champion Louisiana Tech on the Lady Techsters' home floor.
- By the end of the season, UK was playing so well that Hall proclaimed, "If we had been in any other region, we would have been in the Final Four."

FUTURE NCAA FINAL FOUR DATES



2015 NCAA TOURNAMENT

Tournament Selection Show March 16
1st/2nd Rounds March 21-24
Sites TBD

Regionals March 28-31
Sites TBD

Final Four April 5 & 7

Tampa Bay Times Forum
Tampa, Fla.

2016 NCAA TOURNAMENT

Tournament Selection Show March 15
1st/2nd Rounds March 19-22
Sites TBD

Regionals March 26-29

Final Four April 3 & 5

Banker's Life Fieldhouse
Indianapolis, Ind.

CATS IN THE POSTSEASON WNIT



Back Row (L-R): Coach Debbie Yow, Maria Donhoff, Pam Browning, Laura Upton, Liz Lukschu, Jeanrine Mjoseth, Janet Timperman, Assistant Coach Diane Beauchamp. **Front Row (L-R):** Manager Margaret LaFontaine, Debra Oden, Linda Edelman, Geri Grigsby, Debbie Mack, Terry Boyd, Mitzi Combs, Trainer Mimi Porter.

1977-78
Overall Record: 23-12

March 16, 1978
W, Kentucky 92, Kansas 87 (2OT)
Amarillo, Texas

March 17, 1978
L, Texas 75, Kentucky 60
Amarillo, Texas

March 18, 1978
W, Kentucky 79, Cal St. Long Beach 69
Amarillo, Texas

Vanessa Foster-Sutton scored in double-figures throughout the 1990 WNIT Tournament and was named to the All-Tournament team along with teammate Kristi Cushenberry.



Front Row (L-R): Kris Miller, Stacy McIntyre, Tracye Davis, Kristi Cushenberry, Tammy Dowdell, Jennifer Johnson, Malinka Salhi. **Back Row (L-R):** Assistant Coach Karen Booker, Graduate Asst. Lisa Bressman, Graduate Asst. Jane Dalton, Asst. Coach Jerry McLaughlin, Mia Daniel, Vanessa Foster-Sutton, Cathy Proctor, Lisa Ellis, Patressa Leonard, Josh Mills, Associate Trainer Sue Stanley, Head Manager Susan Crabtree, Manager Tracy Livingston, Head Coach Sharon Fanning.

1989-90
NWIT Champions
Overall Record: 23-12

March 22, 1990
W, Kentucky 76, Maine 66
Amarillo, Texas (n/a)

March 23, 1990
W, Kentucky 80, Miami (FL) 68
Amarillo, Texas (400)

March 24, 1990
W, Kentucky 85, Toledo 76
Amarillo, Texas (400)

Sara Potts was named to the 2005 WNIT All-Tournament team after averaging 27.8 points per game during the four-game postseason run. Potts tallied two 30-plus point games vs. UTC and Xavier.



Back Row (L-R): Chante' Bowman, Keiko Tate, Eleia Roddy, Jennifer Humphrey, Sarah Elliott, Afton Perry, Stephanie Stumbo, Sade Buley. **Front Row (L-R):** Assistant Coach Matthew Mitchell, Coach Mickie DeMoss, Angela Phillips, Nastassia Alocius, Danyelle Payne, Sara Potts, Samantha Mahoney, Assistant Coach Pam Stackhouse, Assistant Coach Niya Butts.

2004-05
WNIT Final Four
Overall Record: 23-12

March 18, 2005
W, Kentucky 79, Eastern Michigan 68
Lexington, Ky. (2,125)

March 20, 2005
W, Kentucky 91, Chattanooga 54
Lexington, Ky. (2,035)

March 24, 2005
W, Kentucky 67, Xavier 62
Lexington, Ky. (3,531)

Sara Potts was named to the WNIT All-Tournament team after averaging 27.8 points during the four-game postseason run. Potts tallied two 30-plus point games vs. UTC and Xavier in the tournament.

CATS IN THE POSTSEASON WNIT

2006-07

Overall Record: 20-14

March 15, 2007

W, Kentucky 65, Oakland 56
Rochester, Mich. (1,030)

March 19, 2007

W, Kentucky 85, Ball State 82
Muncie, Ind. (3,581)

March 22, 2007

L, Wisconsin 67, Kentucky 61
Madison, Wisc. (2,420)

Jenny Pfeiffer nailed five 3-pointers against Oakland in the first round of the 2007 WNIT. She finished with a game-high 21 points. Jennifer Humphrey also pulled down a game-high 10 boards.



Back Row (L-R): Brittany Edelen, Jenn'e Jackson, Jennifer Humphrey, Sarah Elliott, Eleia Roddy, Lydia Watkins, Amani Franklin. **Front Row (L-R):** Assistant Coach Vonn Read, Head Coach Mickie DeMoss, Carly Ormerod, Chante' Bowman, Nastassia Alcuis, Samantha Mahoney, Jenny Pfeiffer, Moe Gamble, Assistant Coach Pam Stackhouse, Assistant Coach Niya Butts.

2007-08

Overall Record: 17-16

March 21, 2008

W, Kentucky 68, Middle Tennessee 66 (OT)
Lexington, Ky. (1,608)

March 26, 2008

W, Kentucky 84, James Madison 76
Lexington, Ky. (1,703)

March 30, 2008

L, Marquette 69, Kentucky 64
Lexington, Ky. (2,102)

Lydia Watkins came off the bench to score 16 points and grab a game-high 16 rebounds in the 68-66 overtime win over Middle Tennessee. UK advanced all the way to the quarterfinals of the 2008 WNIT before falling to eventual champion Marquette, 69-64.



Back Row (L-R): Christian Stefanopoulos (Video Coordinator), Leslie Lusk (Student Trainer), Melinda Redinger (Mgr.), Stephanie Tracey-Simmons (Strength Coach), Tricia Matysak (Head Trainer), Katie Kaiser (Mgr.), Beth Davis (Administrative Assistant). **Middle Row (L-R):** Assistant Coach Wendy Palmer, Assistant Coach Vonn Read, Lydia Watkins, Jenn'e Jackson, Eleia Roddy, Sarah Elliott, Catina Bett, Amani Franklin, Victoria Dunlap, (Assoc. Head Coach Niya Butts), Pam Stackhouse (Asst. AD/Women's Basketball), Matthew Mitchell (Head Coach). **Front Row (L-R):** Brittany Edelen, Amber Smith, Carly Ormerod, Chanté Bowman, Samantha Mahoney, Carly Morrow, Ali Lomax, Chelsea Chowing.

2008-09

Overall Record: 16-16

March 19, 2009

W, Kentucky 81, Chattanooga 76 (OT)
Lexington, Ky. (1,037)

March 22, 2009

L, Wisconsin 49, Kentucky 45
Madison, Wis. (1,169)

Amber Smith – who tied a career high with 17 points – sank eight free throws in the overtime period and Victoria Dunlap scored a career-high 24 points to lead UK to an 81-76 overtime victory over Chattanooga in the first round of the 2009 WNIT.



Back Row (L-R): Lindsay Halligan (Mgr.), Dr. Robert Hosey (Team Doctor), Dean DiMarco (Mgr.), Melinda Redinger (Mgr.), Stephanie Tracey-Simmons (Strength Coach), Tricia Matysak (Head Trainer), David Stefanopoulos (Mgr.), Donovan Rogers (Mgr.), Angelique Moss (Student Trainer). **Middle Row (L-R):** Pam Stackhouse (Asst. AD/Women's Basketball), Sarah Rowe, Amani Franklin, Jenn'e Jackson, Jackie Sanders, Catina Bett, Eleia Roddy, Lydia Watkins, Victoria Dunlap, Rebecca Gray, Keyla Snowden, Christian Stefanopoulos (Video Coordinator). **Front Row (L-R):** Assistant Coach Kyra Elzy, Matthew Mitchell (Head Coach), Brittany Edelen, Carly Ormerod, Amber Smith, Carly Morrow, Assistant Coach Matt Insell, Assistant Coach Wendy Palmer.



MEMORIAL COLISEUM RECORDS

YEAR-BY-YEAR RECORD IN MEMORIAL (SINCE 1975-76)

1975-76	6-4	1995-96	6-5
1976-77	8-3	1996-97	4-6
1977-78	13-2	1997-98	7-5
1978-79	5-7	1998-99	7-3
1979-80	12-1	1999-2000	7-5
1980-81	15-0	2000-01	5-7
1981-82	16-2	2001-02	3-8
1982-83	15-2	2002-03	7-5
1983-84	11-6	2003-04	6-6
1984-85	10-5	2004-05	12-4
1985-86	13-2	2005-06	9-2
1986-87	8-5	2006-07	8-3
1987-88	12-4	2007-08	9-4
1988-89	9-4	2008-09	11-6
1989-90	11-3	2009-10	17-0
1990-91	10-3	2010-11	13-2
1991-92	9-4	2011-12	17-0
1992-93	10-3	2012-13	15-1
1993-94	9-4	2013-14	14-3
1994-95	7-5	Total:	386-144 (.729)

TOP 20 SINGLE-GAME ATTENDANCE RECORDS

1. 10,622	Old Dominion	2/05/83
2. 8,429	Tennessee	1/29/04
3. 8,223	Auburn	2/18/83
4. 8,200	Tennessee	2/09/83
5. 8,130	Tennessee	1/23/00
6. 7,965	Tennessee	3/3/13
7. 7,963	Louisville	12/11/13
8. 7,961	Tennessee	1/12/12
9. 7,951	Louisville	12/4/11
10. 7,888	Florida	1/22/12
11. 7,871	Alabama	1/29/12
12. 7,742	South Carolina	2/2/10
13. 7,646	LSU	2/13/11
14. 7,643	Mississippi State	2/20/05
15. 7,565	Ole Miss	1/14/07
16. 7,429	Ole Miss	2/2/12
17. 7,278	Tennessee	1/17/08
18. 7,126	Tennessee	2/7/11
19. 7,104	Vanderbilt	1/23/11
20. 7,100	Tennessee	1/22/90

! - SEC Tournament Championship

HOME COURT WINNING STREAKS

Games	Began	Ended
1. 34	Feb. 13, 2011	Feb. 3, 2013
2. 30	Feb. 12, 1980	Jan. 31, 1982
3. 25	March 19, 2009	Jan. 9, 2010
4. 19	Feb. 23, 1982	Feb. 9, 1983
5. 14	Jan. 31, 1990	Jan. 27, 1991
6. 13	Jan. 30, 1984	Jan. 13, 1985
7. 11	Feb. 7, 1987	Jan. 7, 1988
11	Feb. 10, 1979	Feb. 2, 1980
9. 10	Nov. 19, 2004	Jan. 27, 2005
10. 8	Nov. 18, 2005	Dec. 18, 2005
8	Feb. 14, 2013	Dec. 22, 2013

TEAM

	Kentucky	Opponent
Points in a game	121 vs. Kentucky State - 11/24/89	102, Miami (OH) - 12/21/02
Points in a half	64 (2nd) vs. Miami - 2/8/86	64 (2nd), Tennessee - 2/18/88
Margin of victory	77 vs. Kentucky State - 11/24/89	72, Tennessee - 1/21/01
Field goals	53 vs. Kentucky State - 11/24/89	42, Tennessee - 1/21/01
Field goals att.	92 vs. Kentucky State - 11/24/89	90, Memphis State, 1/31/82
Field goal pct.	71.4 vs. Alabama - 2/7/87	70.2, Vanderbilt - 1/11/01
3-PT goals	14 vs. Mississippi State - 1/8/12	11, Marist - 11/26/93
3-PT goals att.	32 vs. Southern Miss - 11/19/11	30, Mississippi State - 2/17/96; MVSU - 12/19/06
3-PT goal pct.	85.7 vs. Florida - 2/11/89	75.0 (3-of-4), Mississippi State - 1/17/13
Free throws	36 vs. Louisville - 12/20/09	31, Austin Peay - 11/15/98
Free throws att.	52 vs. Louisville - 12/20/09	49, Austin Peay - 11/15/98
Free throw pct.	100.0 (11-11) vs. Furman - 12/6/08	100.0, Louisville - 2/22/00
Rebounds	67 vs. Wright State - 3/22/14	63, Tennessee - 1/21/01
Assists	33 vs. Michigan - 1/23/82	29, Louisville - 2/23/82; Tennessee - 2/28/82
Turnovers	35 vs. Tennessee - 1/14/96	49, Arkansas-Pine Bluff - 12/11/11
Blocked shots	19 vs. North Carolina A&T - 12/6/05	11, IUPUI - 12/30/08; UTC - 11/30/81; Dayton - 2/24/87
Steals	25 vs. Jacksonville St. - 11/15/11, Arkansas Pine-Bluff - 12/21/10	20, Memphis State - 12/4/93
Personal fouls	33 vs. Indiana - 12/7/93	36, Marquette - 12/2/89

INDIVIDUAL

	Kentucky	Opponent
Points in a game	42, Valerie Still vs. Charleston - 12/19/82	39, Cornelia Gayden, LSU - 2/26/94
FG	16, Valerie Still vs. Seton Hall - 12/5/81	16, Tanya Haave, Tennessee - 2/9/83
FGA	26, Stacey Reed vs. Miss. St. - 1/16/94	29, Daphne Smith, Detroit - 2/26/86
3-PT goals	7, Sara Potts vs. High Point - 1/06/04	6, Sandy Brown, Tennessee - 2/25/88,
	7, Sara Potts vs. Chattanooga - 3/20/05	6, Jean-Marie Lesko, Marist 11/26/93
3-PT goals att.	17, Shandra Roberts vs. USC - 1/24/96	17, Sandy Brown, Tennessee - 2/25/88
3-PT goal pct.	100.0, Kristi Cushenberry (5-of-5) vs. Alabama - 2/17/89	100.0, Kristi Green (3-of-3), IU - 12/15/96
(min. 3 made)	100.0, Carly Ormerod (4-of-4) vs. LSU - 12/18/05	100.0, Courtney Boylan, Michigan (4-of-4), 11/15/08)
	100.0 Keyla Snowden (5-of-5) vs. Florida - 2/18/10	
	100.00 Rebecca Gray (3-of-3) vs. Florida A&M - 12/13/09, Miami (Ohio) - 12/1/09	
	100.00 Keyla Snowden (4-of-4) vs. Mississippi Valley State - 11/27/11	
	100.00 Bria Goss (3-of-3) vs. Alcorn State - 12-28-12	
FT	15, Bernisha Pinkett (15-of-18) vs. Vanderbilt	15, Druecilla Conners, Morehead St. - 12/20
	1/23/11	
FT att.	18, Bernisha Pinkett (15-of-18) vs. Vanderbilt	19, Druecilla Conners, Morehead St. - 12/20/87
	1/23/11	
Rebounds	27, Valerie Still vs. National College - 2/9/82	25, Anne Donovan, ODU - 2/5/83
Assists	16, P.J. Hedges vs. Cincinnati - 1/15/82	12, Lea Henry, Tennessee - 2/28/82
Blocked shots	6, Jody Runge vs. Memphis State - 1/31/82	6, several times, last -
		Julia Whitted, IUPUI (12/30/08) and Krista Phillips, Michigan (11/15/08)
Steals	11, Leslie Nichols vs. U of L - 2/14/86	11, M. Marciniak, Tennessee - 1/14/96

MISCELLANEOUS

Most Home Wins In Season:	18 - 2011-12 (17-0 Memorial and 1-0 Rupp Arena)
Largest Attendance in Memorial:	10,622 vs. Old Dominion, 2/5/83

Note: Memorial Coliseum Records (since 1980-81); UK holds a 22-12 record in Rupp Arena



RUPP ARENA RECORDS

Team	Kentucky	Opponent
Points in a Game	106 vs. Nicholls State - 12/21/04	89, Northern Kentucky - 2/14/77
Points in a Half	60 (1st) vs. Nicholls State - 12/21/04	47, Louisville (1st) - 12/20/07
Margin of Victory	55 vs. Nicholls State - 12/21/04	26, LSU - 1/27/08
Field Goals	43 vs. Carson-Newman - 12/13/80	32, North Carolina - 11/25/03
Field Goal Attempts	79 twice, vs. DePaul - 12/7/12 and Carson-Newman - 12/13/80	79, Rutgers - 1/12/80
Field Goal Percentage	60.9 vs. Nicholls State - 12/21/04	51.9, Auburn - 1/19/06
3-Point Field Goals	9, twice, vs. DePaul - 12/7/12 and Marshall - 1/2/03	11, Wake Forest - 12/30/04
3-Point Field Goal Attempts	22, twice, vs. DePaul - 12/7/12 and vs. Florida - 1/4/95	32, Louisville - 12/3/03
3-Point Field Goal Percentage	69.2 vs. Marshall - 1/2/03	47.4, Alabama - 2/26/06
Free Throws	31 vs. Rutgers - 1/12/80	24 (twice) Rutgers - 1/12/80, Georgia - 2/15/07
Free Throw Attempts	47 vs. Rutgers - 1/12/80	35, Dayton - 12/15/90
Free Throw Percentage	95.8 vs. Wake Forest - 12/30/04	94.7, Georgia - 1/13/05
Rebounds	65 vs. Rutgers - 1/12/80	52, Dayton - 12/15/90
Turnovers	22, twice, last vs. Dayton - 12/15/90	39, Carson-Newman - 12/8/79
Blocked Shots	9 vs. Nicholls State - 12/21/04	13, Auburn - 1/19/06
Steals	21 vs. Carson-Newman - 12/13/80	13, Carson-Newman - 12/8/79 13, Indiana - 12/4/89
Personal Fouls	27 (twice) vs. Dayton - 12/15/90, Rutgers - 1/12/80	34, Rutgers - 1/12/80
Assists	20 vs. Ohio State - 11/27/84	21, Ole Miss - 1/27/90

Individual	Kentucky	Opponent
Points	32, Valerie Still vs. Rutgers - 1/12/80	32, Jennifer Gillom, Ole Miss - 1/8/86
Field Goals	13, Valerie Still vs. Rutgers - 1/12/80	13, Jennifer Gillom, Ole Miss - 1/8/86
Field Goal Attempts	27, Valerie Still vs. Rutgers - 1/12/80	22 (twice) Jennifer Gillom, Ole Miss - 1/8/86 Tasha Humphrey, Georgia - 2/15/07
3-Point Field Goals	6, Jenny Pfeiffer vs. Alabama - 2/26/06	6, Cotella Bond-Young, Wake Forest - 12/30/04
3-Point Field Goal Attempts	12, Jenny Pfeiffer vs. Alabama - 2/26/06	15, Sara Nord, Louisville - 12/3/03
Free Throws	10, Patty Jo Hedges vs. Rutgers - 1/12/80	10, Shawn Goff, Ole Miss - 2/7/08
Free Throw Attempts	11, Vanessa Foster-Sutton vs. Ole Miss - 1/27/90	15, Shawn Goff, Ole Miss - 2/7/08
Rebounds	25, Valerie Still vs. Rutgers - 1/12/80	15, Vikki Craig, Ole Miss - 1/8/86
Assists	11, Sandy Harding vs. Ohio State - 11/27/84	10, Jackie Martin, Ole Miss - 1/27/90
Blocked Shots	5, Sarah Elliott vs. Louisville - 12/20/07	7, Marita Payne, Auburn - 1/19/06
Steals	8, Malinka Salhi vs. Indiana - 12/4/89	6, Holly Warlick, Tennessee - 1/28/78

RUPP ARENA ALL-TIME RESULTS - 22-13 (.629)

1977 (0-1)	1989-90 (1-1)	Jan. 26 Tennessee 66-63 Won
Feb. 14 Northern 83-89 Lost	Dec. 4 Indiana 76-48 Won	Feb. 26 Alabama 80-60 Won
	Jan. 27 Ole Miss 64-71 Lost	
1979 (1-0)	1990 (1-0)	2006-07 (2-2)
Feb. 10 Detroit-Mercy 80-61 Won	Dec. 15 Dayton 95-68 Won	Dec. 17 Arkansas-Pine Bluff 83-46 Won
		Jan. 25 Mississippi State 75-83 (2OT) Lost
1979-80 (3-0)	1995 (1-0)	Feb. 15 Georgia 72-82 (OT) Lost
Dec. 8 Carson-Newman 96-58 Won	Jan. 4 Florida 63-55 Won	Feb. 18 Arkansas 87-60 Won
Dec. 15 Indiana 102-52 Won		
Jan. 12 Rutgers 97-78 Won	2002-03 (1-0)	2007-08 (1-4)
	Jan. 2 Marshall 75-42 Won	Nov. 30 Western Kentucky 74-78 (OT) Lost
1980 (1-0)	2003-04 (1-1)	Dec. 20 Louisville 65-80 Lost
Dec. 13 Carson-Newman 93-54 Won	Nov. 25 North Carolina 59-75 Lost	Jan. 27 LSU 46-72 Lost
	Dec. 3 Louisville 84-80 (OT) Won	Feb. 7 Ole Miss 69-54 Won
1981 (1-0)		March 2 South Carolina 57-65 Lost
Dec. 8 Indiana 83-68 Won	2004-05 (3-0)	
	Dec. 21 Nicholls State 106-51 Won	2011-12 (1-0)
1984 (1-0)	Dec. 30 Wake Forest 66-61 Won	Dec. 8 Duke 72-65 Won
Nov. 27 Ohio State 74-61 Won	Jan. 13 Georgia 71-63 Won	
		2012-13 (1-0)
1986 (0-1)	2005-06 (2-2)	Dec. 7 DePaul 96-64 Won
Jan. 8 Ole Miss 69-72 Lost	Dec. 28 Louisville 55-64 Lost	
	Jan. 19 Auburn 57-71 Lost	2013-14 (0-1)
		Dec. 22 Duke 61-69 Lost

INDIVIDUAL HONORS



All-American
Pam Browning



All-American
Kristi Cushenberry



All-American
Maria Donhoff



All-American
Valerie Still



All-American
Vanessa Foster-Sutton



All-American
Victoria Dunlap

KENTUCKY ALL-AMERICANS

1977	Pam Browning (First team, Street & Smith's)
1978	Maria Donhoff (NWIT)
1980	Valerie Still (HM, Street & Smith's)
1981	Valerie Still (Third team, Kodak)
1981	Valerie Still (First team, Street & Smith's)
1982	Valerie Still (First team, Street & Smith's)
1982	Valerie Still (First team, Kodak)
1982	Valerie Still (First team, American Women's Sports Federation)
1982	Valerie Still (First team, Street & Smith's)
1982	Valerie Still (Basketball Weekly)
1983	Valerie Still (First team, Street & Smith's)
1983	Valerie Still (First team, Kodak)
1983	Valerie Still (Basketball Weekly)
1990	Vanessa Foster-Sutton (NWIT)
1990	Kristi Cushenberry (NWIT)
2010	Victoria Dunlap (First team, WBCA)
2010	Victoria Dunlap (USBWA)
2010	Victoria Dunlap (Third team, AP)
2010	Victoria Dunlap (Second team, Full Court Press)
2010	Victoria Dunlap (Second team, NetScouts Basketball)
2011	Victoria Dunlap (Third team, AP)
2012	A'dia Mathies (Fourth team, College Sports Madness All-American)
2012	A'dia Mathies (Third team, AP)
2012	A'dia Mathies (Second team, Full Court)
2012	A'dia Mathies (USBWA)
2012	A'dia Mathies (Second team, Sporting News)
2013	A'dia Mathies (Second team, AP)
2013	A'dia Mathies (Second team, Full Court)
2013	A'dia Mathies (Honorable Mention, WBCA)

WBCA ALL-REGION 3 TEAM

2010	Victoria Dunlap
2011	Victoria Dunlap
2012	A'dia Mathies
2013	A'dia Mathies
2014	DeNesha Stallworth

FRESHMAN ALL-AMERICANS

1980	Valerie Still
2010	A'dia Mathies (Second team, Full Court Press)
2010	A'dia Mathies (Gballmag.com)
2012	Bria Goss (First team, Full Court)

Two-time AP SEC Player of the Year,
Victoria Dunlap (2010 and 2011)



Over the last five years,
UK has had a league-high
22 SEC award winners.

2008 SEC Scholar
Athlete of the Year,
Chelsea Chowning





INDIVIDUAL HONORS

Two-time AP and Coaches SEC Player of the Year, A'dia Mathies (2012 and 2013)



ACADEMIC HONORS

1999	Tiffany Wait (Second team, GTE CoSIDA)
2000	Tiffany Wait (Second team, GTE CoSIDA)
2008	Chelsea Chowning (District 4 Third team, ESPN The Magazine)
2011	Carly Morrow (District 4 Third team, Capital One)
2014	Kastine Evans (District 2, CoSIDA)

SEC ACADEMIC HONOR ROLL

2014	Azia Bishop
2014	Samantha Drake
2014	Kastine Evans
2014	Jelléah Sidney
2014	DeNesha Stallworth
2014	Janee Thompson
2013	Kastine Evans
2013	Brittany Henderson
2013	DeNesha Stallworth
2012	Kastine Evans
2012	Amber Smith
2012	Keyla Snowden
2011	Carly Morrow
2011	Keyla Snowden
2010	Carly Morrow
2010	Keyla Snowden
2010	Anna Cole
2009	Carly Morrow
2009	Carly Ormerod
2009	Eleia Roddy
2008	Chanté Bowman
2008	Chelsea Chowning
2008	Sarah Elliott
2008	Carly Morrow
2008	Carly Ormerod
2008	Eleia Roddy
2008	Amber Smith
2007	Chanté Bowman
2007	Jennifer Humphrey
2007	Samantha Mahoney
2007	Carly Ormerod
2007	Jenny Pfeiffer
2006	Jennifer Humphrey
2006	Samantha Mahoney
2006	Carly Ormerod
2006	Eleia Roddy
2006	Oreonna Taylor
2005	Sara Potts
2005	Jennifer Humphrey
2004	Jenerrie Everette

2004	Jennifer Goin
2004	Kristen Grassi
2004	Sara Potts
2003	Kristin Connolly
2003	Jennifer Schultz
2003	Jenny Pfeiffer
2001	Stephanie Christman
2001	Tiffany Wait
2001	Katie Vieth
2001	Natalie Martinez
2001	Laura Meadows
2000	Carolyn Alexander
2000	Natalie Martinez
2000	Laura Meadows
2000	Katie Vieth
2000	Tiffany Wait
1999	Laura Meadows
1999	Katie Vieth
1999	Tiffany Wait
1998	Tiffany Wait
1997	Tiffany Wait
1996	Julie Swarens- Beickman
1995	Karri Koach
1995	Julie Swarens-Beickman
1994	Jennifer Gray
1994	Karri Koach
1994	Julie Swarens
1994	Stacey Reed
1993	Jennifer Gray
1993	Karri Koach
1993	Cathy Proctor
1992	Kristi Cushenberry
1992	Jennifer Gray
1992	Stacy McIntyre
1992	Rebekah Reasor
1991	Mia Daniel
1991	Cathy Proctor
1990	Vanessa Foster-Sutton
1986	Laurie Hudgens
1986	Michelle Miller
1985	Michelle Miller
1985	Diane Stephens
1984	Donna Martin
1984	Jody Runge

BOYD MCWHORTER SCHOLAR-ATHLETE OF THE YEAR

2000	Tiffany Wait (Finalist)
------	-------------------------

SEC COMMUNITY SERVICE TEAM

1999	Tiffany Wait
2000	Laura Meadows
2001	LaTonya McDole
2002	SeSe Helm
2003	SeSe Helm
2004	Shambrica Jones
2005	Afton Perry
2006	Stephanie Stumbo
2007	Eleia Roddy
2008	Samantha Mahoney
2009	Carly Ormerod
2010	Carly Morrow
2011	Victoria Dunlap
2012	Keyla Snowden
2013	Kastine Evans
2014	Kastine Evans

SEC PLAYERS OF THE WEEK

Jan. 27, 1987	Sandy Harding
Feb. 13, 1989	Jodie Whitaker
March 1, 1993	Jocelyn Mills
Jan. 24, 1994	Stacey Reed
Dec. 15, 1998	Jaye Barnes

Feb. 8, 1999	Tiffany Wait
Jan. 3, 2000	LaTonya McDole
Nov. 24, 2003	SeSe Helm
Jan. 17, 2005	Sarah Elliott
Jan. 5, 2009	Victoria Dunlap
Dec. 14, 2009	Victoria Dunlap
Jan. 25, 2010	Victoria Dunlap
Feb. 1, 2010	Victoria Dunlap
Feb. 15, 2010	Victoria Dunlap
Nov. 22, 2010	Victoria Dunlap
Dec. 13, 2010	Victoria Dunlap
Dec. 27, 2010	Keyla Snowden
Nov. 28, 2011	A'dia Mathies
Dec. 6, 2011	A'dia Mathies
Jan. 9, 2011	A'dia Mathies
Dec. 10, 2012	DeNesha Stallworth
Jan. 21, 2013	A'dia Mathies
Feb. 11, 2013	A'dia Mathies
Dec. 2, 2013	DeNesha Stallworth
Dec. 9, 2013	Jennifer O'Neill
Feb. 17, 2014	Jennifer O'Neill

SEC FRESHMAN OF THE WEEK

Dec. 12, 2005	Carly Ormerod
Feb. 13, 2006	Carly Ormerod
Nov. 25, 2007	Victoria Dunlap
Dec. 30, 2007	Amber Smith
Jan. 13, 2008	Victoria Dunlap
Feb. 10, 2008	Victoria Dunlap
Nov. 30, 2009	A'dia Mathies
Jan. 25, 2010	A'dia Mathies
Feb. 15, 2010	A'dia Mathies
Jan. 17, 2011	Bernisha Pinkett
Jan. 24, 2011	Jennifer O'Neill
Nov. 14, 2011	Bria Goss
Dec. 6, 2011	Bria Goss
Jan. 16, 2012	Bria Goss
Feb. 20, 2012	Bria Goss
Dec. 16, 2013	Linnae Harper

The SEC began a Freshman of the Week in 2005-06

SEC 1ST YEAR ACADEMIC HONOR ROLL

2005	Carly Ormerod
2005	Oreonna Taylor
2008	Amber Smith
2008	Carly Morrow
2011	Katine Evans
2011	Jennifer O'Neill
2013	Janee Thompson
2014	Makayla Epps
2014	Linnae Harper

To earn a spot on the team each student-athlete must 1) have a cumulative GPA of 3.00 or above at the nominating institution; 2) be on scholarship or a letter winner; 3) have completed 24 semester hours of non-remedial credit at the nominating institution; and 4) have been a member of the varsity team for the sport's entire NCAA Championship segment. The SEC has recognized the Freshman Academic Honor Roll since 2003.

FRANK HAM SOCIETY OF CHARACTER

1999	Tiffany Wait
2000	Katie Vieth
2006	Stephanie Stumbo
2008	Chanté Bowman
2008	Carly Ormerod
2010	Carly Morrow
2013	Kastine Evans

The Frank Ham Society of Character is given to UK student-athletes for exceptional commitment to academic excellence, athletic participation, and personal development, being a role model, and career preparation. It is the highest honor the UK Athletic Department bestows on its student-athletes.

INDIVIDUAL HONORS

SEC COACH OF THE YEAR

2006	Mickie DeMoss (AP and Coaches)
2010	Matthew Mitchell (AP and Coaches)
2012	Matthew Mitchell (AP)

SEC PLAYER OF THE YEAR

2010	Victoria Dunlap (AP and Coaches)
2011	Victoria Dunlap (AP)
2012	A'dia Mathies (AP and Coaches)
2013	A'dia Mathies (AP and Co-Coaches)

SEC FRESHMAN OF THE YEAR

2010	A'dia Mathies (Coaches)
2012	Bria Goss (AP and Coaches)

SEC CO-6TH WOMAN PLAYER OF THE YEAR

2012	Keyla Snowden
2014	Jennifer O'Neill

SEC DEFENSIVE PLAYER OF THE YEAR

2011	Victoria Dunlap
------	-----------------

SEC ALL-DEFENSIVE TEAM

2010	Victoria Dunlap
2011	Victoria Dunlap
2011	A'dia Mathies
2012	A'dia Mathies
2013	Samarie Walker

SEC SCHOLAR-ATHLETE OF THE YEAR

2008	Chelsea Chowning
------	------------------

ALL-SEC (COACHES)

1982	Valerie Still (First team)
1982	Lea Wise (First team)
1983	Valerie Still (First team)
1983	Patty Jo Hedges (First team)
1984	Leslie Nichols (First team)
1985	Leslie Nichols (First team)
1986	Leslie Nichols (First team)
1987	Sandy Harding (First team)
1988	Belitta Croley (First team)
1988	Jodie Whitaker (Second team)
1989	Jodie Whitaker (Second team)
1990	Vanessa Foster-Sutton (First team)
1990	Tracye Davis (Second team)
1991	Stacy McIntyre (HM)
1992	Stacy McIntyre (HM)
1993	Jocelyn Mills (First team)
1993	Stacey Reed (Second team)
1994	Stacey Reed (First team)
1994	Tedra Eberhart (Second team)
1995	Stacey Reed (Second team)
1996	Kim Denkins (Second team)
1998	Jaye Barnes (Second team)
1999	Laura Meadows (Second team)
1999	Tiffany Wait (Second team)
2002	SeSe Helm (Second team)
2004	Sara Potts (Second team)
2005	Sara Potts (Second team)
2006	Samantha Mahoney (Second team)
2007	Samantha Mahoney (Second team)
2007	Sarah Elliott (Second team)
2008	Samantha Mahoney (Second team)
2008	Sarah Elliott (Second team)
2009	Victoria Dunlap (Second team)
2009	Eleia Roddy (Second team)
2010	Victoria Dunlap (First team)
2010	A'dia Mathies (Second team)
2011	Victoria Dunlap (First team)
2011	A'dia Mathies (Second team)
2012	A'dia Mathies (First team)



2012 SEC
Co-6th
Woman of the Year,
Keyla Snowden



2012 SEC Freshman
of the Year, Bria Goss



2014 Co-6th
Woman of the Year,
Jen O'Neill

2013	A'dia Mathies (First team)
2013	DeNesha Stallworth (First team)
2013	Samarie Walker (Second team)
2014	Jennifer O'Neill (Second team)
2014	DeNesha Stallworth (Second team)

HONORABLE MENTION (COACHES)

1991	Stacy McIntyre
1992	Stacy McIntyre

ALL-SEC (AP)

1982	Valerie Still (First team)
1983	Valerie Still (First team)
1983	Patty Jo Hedges (First team)
1984	Leslie Nichols (First team)
1985	Leslie Nichols (First team)
1986	Leslie Nichols (First team)
1987	Sandy Harding (First team)
1988	Belitta Croley (First team)
1990	Vanessa Foster-Sutton (First team)
1993	Jocelyn Mills (First team)

1994	Stacey Reed (First team)
2001	LaTonya McDole (HM)
2003	Rita Adams (Third team)
2004	Sara Potts (Second team)
2005	Sara Potts (Second team)
2006	Sarah Elliott (HM)
2006	Jennifer Humphrey (HM)
2006	Samantha Mahoney (HM)
2007	Sarah Elliott (Second team)
2007	Jennifer Humphrey (HM)
2007	Samantha Mahoney (HM)
2008	Samantha Mahoney (HM)
2009	Victoria Dunlap (Second team)
2009	Eleia Roddy (HM)
2010	Victoria Dunlap (First team)
2011	Victoria Dunlap (First team)
2011	A'dia Mathies (HM)
2012	A'dia Mathies (First team)
2012	Bria Goss (HM)
2013	A'dia Mathies (First team)
2013	DeNesha Stallworth (Second team)
2014	Jennifer O'Neill (HM)
2014	DeNesha Stallworth (HM)

Note: From 1989 to 1997 the Coaches All-SEC team was sponsored by The Tennessean. The Associated Press started their own All-SEC team in 1997.

SEC ALL-FRESHMAN TEAM

1989	Kristi Cushenberry (First Team)
1990	Jocelyn Mills (HM)
1998	Laura Meadows
2001	Selia "SeSe" Helm
2005	Sarah Elliott
2005	Samantha Mahoney
2006	Carly Ormerod
2008	Victoria Dunlap *
2008	Amber Smith *
2010	A'dia Mathies *
2011	Bernisha Pinkett
2012	Bria Goss
2014	Linnæ Harper

* Unanimous selection

Note: The Tennessean sponsored the All-Freshman team from 1987 to 1997. The SEC did not honor a freshman team in 1999.

SEC ALL-TOURNAMENT TEAM

1980	Valerie Still
1981	Valerie Still
1982	Valerie Still (MVP)
1982	Patty Jo Hedges
1988	Jodie Whitaker
1992	Stacy McIntyre
2010	Victoria Dunlap
2010	A'dia Mathies
2011	Victoria Dunlap
2012	A'dia Mathies
2012	Keyla Snowden
2013	A'dia Mathies
2014	Linnæ Harper
2014	DeNesha Stallworth

NCAA TOURNAMENT REGIONAL TEAMS

2010	Victoria Dunlap (Kansas City)
2012	Samarie Walker (Kingston)
2013	Jennifer O'Neill (Bridgeport)

In 2010, UK swept the SEC awards by the league coaches as Matthew Mitchell was named SEC Coach of the Year, Victoria Dunlap was SEC Player of the Year and A'dia Mathies was SEC Freshman of the Year. It marked just the second time in SEC history that one team won all three of the top honors. Tennessee's Pat Summitt, Chamique Holdsclaw and Tanika Catchings also accomplished the feat in 1998 en route to its sixth NCAA Championship title.



1,000 POINT CLUB



1. VALERIE STILL (6-1, CENTER, 1980-83) - 2,763

Year	GP/GS	FG-FGA	PCT	FT-FTA	PCT	REB-AVG	PTS-AVG	Blocks	Steals	Assists
1979-80	29-29	256-463	55.3	129-183	70.0	403-13.9	641-22.1	46	43	32
1980-81	30-30	260-447	58.1	108-154	70.1	329-10.9	628-20.9	53	64	37
1981-82	32-32	329-565	58.2	136-199	68.3	457-14.3	794-24.8	39	56	46
1982-83	28-28	273-456	59.9	154-212	72.6	336-12.0	700-25.0	18	38	24
Career	119-119	1118-1931	57.8	527-748	70.0	1525-12.8	2763-23.2	156	201	139



2. A'DIA MATHIES (5-9, GUARD, 2010-2013) - 2,014

Year	GP/GS	FG-FGA	PCT	3P-3PA	PCT	FT-FTA	PCT	REB-AVG	PTS-AVG	Blocks	Steals	Assists
2009-10	36/36	178-439	.405	31-107	.290	104-149	.698	174-4.8	491-13.6	22	93	87
2010-11	34-33	146-337	.433	22-66	.333	121-178	.680	159-4.7	435-12.8	12	71	89
2011-12	34-34	181-424	.427	51-135	.378	96-141	.681	175-5.1	509-15.0	21	87	93
2012-13	36-36	207-487	.425	73-173	.422	92-122	.754	162-4.5	579-16.1	15	69	80
Career	140-139	712-1687	.422	177-481	.368	413-590	.700	670-4.8	2014-14.4	70	320	349



3. VICTORIA DUNLAP (6-1, FORWARD, 2008-2011) - 1,846

Year	GP/GS	FG-FGA	PCT	3P-3PA	PCT	FT-FTA	PCT	REB-AVG	PTS-AVG	Blocks	Steals	Assists
07-08	33-33	100-228	.439	0-7	.000	40-101	.396	228-6.9	240-7.3	25	43	26
08-09	32-32	162-336	.482	2-8	.250	85-153	.556	290-9.1	411-12.8	38	57	32
09-10	35-35	228-459	.497	2-7	.286	175-254	.689	293-8.4	633-18.1	66	107	48
10-11	33-33	206-450	.458	5-12	.417	145-206	.704	288-8.7	562-17.0	49	100	49
TOTAL	133-133	696-1473	.473	9-34	.265	445-714	.623	1099-8.3	1846-13.9	178	307	



4. LESLIE NICHOLS (6-0, FORWARD, 1983-86) - 1,797

Year	GP/GS	FG-FGA	PCT	FT-FTA	PCT	REB-AVG	PTS-AVG	Blocks	Steals	Assists
1982-83	28-28	130-247	52.6	58-88	67.0	197-7.0	318-11.3	38	36	59
1983-84	27-25	208-379	54.9	80-97	82.5	218-8.0	496-18.4	11	64	80
1984-85	27-26	211-423	49.9	75-96	78.1	247-9.1	497-18.4	23	74	68
1985-86	29-29	208-399	52.1	70-87	80.4	215-7.4	486-16.7	30	104	116
Career	111-108	757-1448	52.3	283-368	76.9	877-7.9	1797-18.2	102	278	323



5. SAMANTHA MAHONEY (5-10, GUARD, 2005-2008) - 1,601

Year	GP/GS	FG-FGA	PCT	3P-3PA	PCT	FT-FTA	PCT	REB-AVG	PTS-AVG	Blocks	Steals	Assists
2004-05	34-27	127-296	.429	17-38	.447	91-145	.628	109-3.2	362-10.6	17	30	67
2005-06	31-27	134-346	.387	25-97	.258	77-103	.748	81-2.6	370-11.9	11	38	75
2006-07	34-34	148-388	.381	31-107	.290	94-136	.691	121-3.6	421-12.4	23	40	86
2007-08	33-33	151-406	.372	40-113	.354	106-161	.658	100-3.0	448-13.6	6	32	74
Career	132-121	560-1436	.390	113-355	.318	368-545	.675	411-3.1	1601/12.1	57	140	302



6. PAM BROWNING (6-0, CENTER, 1975-78) - 1,598

Year	GP/GS	FG-FGA	PCT	FT-FTA	PCT	REB-AVG	PTS-AVG	Steals	Assists
1974-75	26	Stats Not Available					297-11.4		
1975-76	20	Stats Not Available					268-13.4		
1976-77	26			196-263	74.5	13.5	663-25.5		
1977-78	35-31	127-293	43.3	112-160	70.0	229-7.4	366-11.8		52
Career	107						1598-14.9		



7. SARA POTTS (6-0, GUARD, 2002-05) - 1,563

Year	GP/GS	FG-FGA	PCT	3P-3PA	PCT	FT-FTA	PCT	REB-AVG	PTS-AVG	Blocks	Steals	Assists
2001-02	28-15	82-221	.371	50-147	.340	24-33	.727	63-2.3	238-8.5	3	22	39
2002-03	27-27	118-293	.403	74-163	.454	16-27	.593	104-3.9	326-12.1	6	33	46
2003-04	28-28	166-429	.387	66-186	.355	71-91	.780	183-6.5	469-16.8	2	38	51
2004-05	34-34	186-446	.417	81-223	.363	77-89	.865	179-5.3	530-15.6	6	40	40
Career	117-104	552-1389	.397	271-719	.377	188-240	.783	529-4.5	1563-13.4	17	133	176



8. SARAH ELLIOTT (6-6, CENTER, 2005-2008) - 1,502



Year	GP/GS	FG-FGA	PCT	3P-3PA	PCT	FT-FTA	PCT	REB-AVG	PTS-AVG	Blocks	Steals	Assists
2004-05	34-11	149-267	.558	0-0	.000	56-83	.675	185-5.4	354-10.4	49	11	13
2005-06	31-26	149-273	.546	0-1	.000	49-73	.671	183-5.9	347-11.2	40	13	34
2006-07	34-33	208-372	.559	0-0	.000	44-69	.638	237-7.0	460-13.5	50	10	26
2007-08	33-29	151-309	.489	0-0	.000	39-52	.750	195-5.9	341/10.3	56	16	29
Career	132-99	657-1221	.538	0-1	.000	88-277	.679	800-6.1	1502/11.4	195	50	102

9. ELISABETH LUKSCHU (6-4, CENTER, 1978-81) - 1,488



Year	GP/GS	FG-FGA	PCT	FT-FTA	PCT	REB-AVG	PTS-AVG	Blocks	Steals	Assists
1977-78	35-23	100-182	55.0	42-70	58.6	142-6.2	242-10.5	-	-	3
1978-79	27-23	156-275	56.7	88-122	72.1	192-7.1	400-14.8	22	34	35
1979-80	29-29	169-274	61.7	104-147	71.0	201-6.9	442-15.2	13	23	24
1980-81	28-26	161-268	60.0	82-121	67.7	187-6.6	404-14.7	20	20	20
Career	119-101	586-999	58.7	316-460	68.7	722-6.0	1488-12.5	-	-	82

10. SELIA "SESE" HELM (6-4, CENTER, 2001-2004) - 1,487



Year	GP/GS	FG-FGA	PCT	3P-3PA	PCT	FT-FTA	PCT	REB-AVG	PTS-AVG	Blocks	Steals	Assists
2000-01	24-21	115-246	.467	2-7	.286	62-72	.861	112-4.7	294-12.3	5	14	7
2001-02	29-29	198-388	.510	4-11	.364	92-115	.800	194-6.7	492-17.0	9	24	17
2002-03	27-26	122-251	.486	7-18	.389	58-79	.734	176-6.5	309-11.4	12	16	27
2003-04	28-27	155-310	.500	3-15	.200	79-103	.767	190-6.8	392-14.0	21	11	18
Career	108-103	590-1195	.494	16-51	.314	291-369	.789	672/6.2	1487-13.8	37	75	9

11. STACEY REED (5-7, GUARD, 1992-95) - 1,482



Year	GP/GS	FG-FGA	PCT	3P-3PA	PCT	FT-FTA	PCT	REB-AVG	PTS-AVG	Steals	Assists
1991-92	30-26	88-266	33.1	30-114	26.3	62-83	74.7	88-2.9	268-8.9	69	90
1992-93	28-28	104-264	39.4	65-168	38.7	45-56	80.4	112-4.0	318-11.4	68	101
1993-94	28-28	171-411	41.6	44-135	32.6	123-162	75.9	191-6.8	509-18.2	97	138
1994-95	28-28	149-377	39.5	37-131	28.2	52-69	75.4	190-6.8	387-13.8	75	113
Career	114-110	512-1318	38.0	176-548	32.0	282-370	76.0	581-5.1	1482-13.0	309	442

12. TIFFANY WAIT (5-11, GUARD/FORWARD, 1996-2000) - 1,445



Year	GP/GS	FG-FGA	PCT	3P-3PA	PCT	FT-FTA	PCT	REB-AVG	PTS-AVG	Steals	Assists
1995-96	6-2	19-38	50.0	8-22	36.4	24-32	75.0	10-1.7	70-11.7	8	10
1996-97	27-26	118-271	43.5	16-41	39.0	82-110	75.5	107-4.0	335-12.4	42	103
1997-98	28-28	105-259	40.5	16-51	31.4	98-119	82.4	81-2.9	324-11.6	48	75
1998-99	32-32	135-338	39.9	46-110	41.8	121-149	81.2	103-3.2	437-13.7	33	93
1999-2000	29-29	90-236	38.1	29-95	30.5	70-90	77.8	72-2.5	279-9.6	44	58

13. JODIE WHITAKER (5-7, GUARD, 1986-89) - 1,433



Year	GP/GS	FG-FGA	PCT	3P-3PA	PCT	FT-FTA	PCT	REB-AVG	PTS-AVG	Steals	Assists
1985-86	26-20	123-234	52.6	-	-	33-39	84.6	56-2.1	279-10.7	40	119
1986-87	28-28	152-330	46.1	-	-	36-43	83.7	103-3.7	340-12.1	41	90
1987-88	29-29	164-419	39.1	48-126	38.1	80-92	87.0	133-4.6	456-15.7	44	177
1988-89	28-23	132-334	39.5	32-91	35.2	62-85	72.9	107-3.8	358-12.8	33	78
Career	111-100	571-1317	43.0	80-217	36.8	211-259	81.0	399-3.6	1433-12.9	158	464

14. KRISTI CUSHENBERRY (5-9, GUARD/FORWARD, 1989-92) - 1,358



Year	GP/GS	FG-FGA	PCT	3P-3PA	PCT	FT-FTA	PCT	REB-AVG	PTS-AVG	Steals	Assists
1988-89	28-26	129-268	48.1	18-35	51.4	85-100	85.0	109-3.9	361-12.9	2	52
1989-90	31-23	134-290	46.2	22-51	43.1	66-91	72.5	81-2.6	356-11.5	25	49
1990-91	29-29	108-258	41.9	36-99	36.4	67-86	77.9	88-3.0	319-11.0	31	63
1991-92	30-29	94-234	40.2	34-92	37.0	100-130	76.9	90-3.0	322-10.7	37	62
Career	118-107	465-1050	44.0	110-277	39.7	318-407	78.0	368-3.11	1358-11.5	95	226

15. BELITTA CROLEY (5-10, FORWARD, 1985-88) - 1,339



Year	GP/GS	FG-FGA	PCT	3P-3PA	PCT	FT-FTA	PCT	REB-AVG	PTS-AVG	Blocks	Steals	Assists
1984-85	16-3	44-103	42.7	-	-	26-32	81.2	65-4.1	114-7.1	3	21	14
1985-86	27-22	150-314	47.8	-	-	28-51	54.9	146-5.4	328-12.1	10	45	57
1986-87	28-28	209-409	51.1	-	-	77-98	78.6	198-7.1	495-17.7	16	73	56
1987-88	23-20	166-322	51.6	1-1	100.0	69-87	79.3	190-8.3	402-17.5	16	43	73
Career	94-73	569-1148	49.0	1-1	100.0	200-268	74.0	599-6.4	1339-14.2	45	182	200



16. STACY MCINTYRE (5-8, FORWARD, 1989-92) - 1,215



Year	GP/GS	FG-FGA	PCT	3P-3PA	PCT	FT-FTA	PCT	REB-AVG	PTS-AVG	Steals	Assists
1988-89	26-2	22-61	36.1	-	-	18-36	50.0	93-3.6	62-2.4	15	19
1989-90	31-24	88-230	38.3	2-13	15.4	58-90	64.4	147-4.7	236-7.6	44	71
1990-91	29-29	155-350	44.3	28-101	27.7	96-130	73.8	149-5.1	434-15.0	68	72
1991-92	30-30	162-337	48.1	35-99	35.4	124-160	77.5	148-4.9	483-16.1	62	49
Career	116-85	427-978	43.0	65-213	30.5	296-416	71.0	537-4.6	1215-10.5	189	211

17. MARIA DONHOFF (5-11, GUARD, 1978-81) - 1,187



Year	GP/GS	FG-FGA	PCT	FT-FTA	PCT	REB-AVG	PTS-AVG	Blocks	Steals	Assists
1977-78	33-35	165-370	45.0	83-131	63.4	199-6.0	413-12.5	-	-	35
1978-79	29-13	115-267	43.1	72-105	68.6	174-6.0	302-10.4	9	27	38
1979-80	29-29	86-205	42.0	52-71	73.2	152-5.2	224-7.7	7	28	42
1980-81	30-30	103-224	45.9	42-70	60.0	167-5.5	248-8.2	3	27	82
Career	121-107	469-1066	44.0	249-377	66.0	692-5.7	1187-9.8	-	-	197

18. LATONYA MCDOLE (6-1, FORWARD, 1999-2002) - 1,180



Year	GP/GS	FG-FGA	PCT	3P-3PA	PCT	FT-FTA	PCT	REB-AVG	PTS-AVG	Steals	Assists
1998-99	32-17	99-219	.452	5-21	.238	62-99	.626	175-5.5	265-8.3	40	44
1999-2000	29-29	127-292	.435	0-2	.000	81-129	.628	175-6.0	335-11.6	57	45
2000-01	27-25	140-292	.479	2-7	.286	63-116	.543	345/12.8	193-7.1	77	55
2001-02	29-29	104-235	.443	1-7	.143	26-62	.419	168-5.8	235-8.1	69	57
Career	117-100	470-1038	.453	8-37	.216	232-406	.571	711-6.1	1180-10.1	243	201

19. LEA WISE (5-7, GUARD, 1980-83) - 1,179



Year	GP/GS	FG-FGA	PCT	FT-FTA	PCT	REB-AVG	PTS-AVG	Blocks	Steals	Assists
1979-80	29-29	101-232	43.5	36-52	69.2	65-2.2	238-8.2	2	32	101
1980-81	31-29	96-224	42.8	39-51	76.4	63-2.0	231-7.4	5	47	104
1981-82	32-30	162-333	48.6	46-63	73.0	79-2.5	370-11.6	6	43	134
1982-83	28-28	139-295	47.1	62-77	80.5	66-2.3	340-12.1	3	36	125
Career	120-116	498-1084	45.0	183-243	75.3	273-2.3	1179-9.8	16	158	464

20. PATTY JO HEDGES (5-7, GUARD, 1980-83) - 1,176



Year	GP/GS	FG-FGA	PCT	FT-FTA	PCT	REB-AVG	PTS-AVG	Blocks	Steals	Assists
1979-80	29-19	88-212	41.5	40-53	75.5	63-2.2	216-7.4	16	60	141
1980-81	31-31	107-259	41.3	69-94	73.4	111-3.5	283-9.1	10	78	181
1981-82	32-31	122-322	37.8	80-116	68.9	134-4.2	324-10.1	8	61	209
1982-83	28-28	141-296	47.6	71-102	69.6	133-4.7	353-12.6	10	73	200
Career	120-109	458-1089	42.0	260-365	71.0	441-3.7	1176-9.8	44	272	731

21. JOCELYN MILLS (6-0, CENTER, 1990-93) - 1,170



Year	GP/GS	FG-FGA	PCT	3P-3PA	PCT	FT-FTA	PCT	REB-AVG	PTS-AVG	Steals	Assists
1989-90	28-7	92-181	50.8	-	-	56-78	71.8	132-4.7	240-8.6	24	16
1990-91	28-28	136-279	48.7	-	-	85-135	63.0	250-8.9	360-12.9	54	31
1991-92	19-4	47-115	40.9	-	-	44-65	67.7	111-5.8	138-7.3	16	15
1992-93	28-28	174-344	50.6	2-9	22.2	82-124	66.1	210-7.5	432-15.4	41	30
Career	103-67	449-919	48.0	2-9	22.2	267-402	66.0	703-6.8	1170-11.4	135	92

22. KAREN MOSLEY (6-3, FORWARD/CENTER, 1983-86) - 1,135



Year	GP/GS	FG-FGA	PCT	FT-FTA	PCT	REB-AVG	PTS-AVG	Blocks	Steals	Assists
1982-83	28-0	44-82	53.6	33-51	65.0	94-3.3	121-4.3	2	12	6
1983-84	28-15	148-286	51.7	58-71	81.7	186-6.6	354-12.6	11	23	30
1984-85	26-26	142-293	48.4	53-77	68.8	179-6.9	337-12.9	18	29	21
1985-86	27-23	136-248	54.8	51-73	69.9	174-6.4	323-12.0	16	28	31
Career	109-64	470-909	51.0	195-272	71.0	633-5.8	1135-10.4	47	92	88

23. JANET TIMPERMAN (5-10, GUARD/FORWARD, 1976-79) - 1,080



Year	GP/GS	FG-FGA	PCT	FT-FTA	PCT	REB-AVG	PTS-AVG	Steals	Assists		
1975-76	-	Stats Not Available									
1976-77	-	-	-	-	-	9.5	12.6	-	-		
1977-78	35-35	135-344	39.2	23-35	69.0	152-4.3	293.8.4	-	60		
1978-79	29-27	112-284	39.4	31-40	77.5	136-4.7	255-8.8	52	52		

Career: Complete career stats not available



24. TEDRA EBERHART (5-11, GUARD/FORWARD, 1991-94) - 1,071

Year	GP/GS	FG-FGA	PCT	3P-3PA	PCT	FT-FTA	PCT	REB-AVG	PTS-AVG	Blocks	Steals	Assists
1990-91	29-0	55-131	42.0	-	-	19-24	79.2	73-2.5	130-4.5	7	23	16
1991-92	29-1	77-173	44.5	-	-	38-51	74.5	84-2.9	211-7.3	4	38	15
1992-93	27-26	103-262	39.3	-	-	51-84	60.7	150-5.6	270-10.0	7	57	44
1993-94	28-28	168-367	45.8	38-101	37.6	86-113	76.1	180-6.4	460-16.4	11	70	64
Career	113-55	458-933	49.0	38-101	37.6	194-272	71.0	487-4.3	1071-9.5	29	188	139



25. BRIA GOSS (5-10, GUARD, 2011-PRESENT) - 1,059

Year	GP/GS	FG-FGA	PCT	3P-3PA	PCT	FT-FTA	PCT	REB-AVG	PTS-AVG	Blocks	Steals	Assists
2011-12	35-35	126-339	.372	34-103	.330	98-134	.731	141-4.0	384-11.0	2	50	52
2012-13	36-22	102-265	.385	28-100	.280	86-102	.843	105-2.9	318-8.8	4	57	44
2013-14	35-34	99-250	.396	32-90	.356	127-141	.901	143-4.1	357-10.2	10	39	46
Career	106-91	327-854	.383	94-293	.321	311-377	.825	389-3.7	1059-10.0	16	146	142



26. KIM DENKINS (6-3, CENTER, 1995-98) - 1,057

Year	GP/GS	FG-FGA	PCT	FT-FTA	PCT	REB-AVG	PTS-AVG	Blocks	Steals	Assists
1994-95	27-9	56-131	42.7	35-48	72.9	142-5.3	147-5.4	16	25	17
1995-96	27-27	159-310	51.3	99-138	71.7	242-9.0	417-15.4	15	30	23
1996-97	25-21	88-199	44.2	71-94	75.5	193-7.7	247-9.9	13	25	31
1997-98	28-20	91-173	52.6	64-88	72.7	185-6.6	246-8.8	22	28	24
Career	107-77	394-813	48.0	269-368	73.0	762-7.1	1057-9.9	66	108	95



27. DEBBIE MILLER (6-1, GUARD, 1984-87) - 1,031

Year	GP/GS	FG-FGA	PCT	FT-FTA	PCT	REB-AVG	PTS-AVG	Blocks	Steals	Assists
1983-84	24-0	24-46	52.1	21-25	84.0	74-3.0	69-2.9	2	9	11
1984-85	28-27	73-149	49.0	53-66	80.3	151-5.4	199-7.1	22	30	29
1985-86	29-23	138-229	60.3	84-108	77.8	168-5.8	360-12.4	20	36	16
1986-87	28-28	161-275	58.5	81-101	80.2	223-8.0	403-14.4	22	37	27
Career	109-78	396-699	56.0	239-300	79.0	616-5.7	1031-8.5	66	112	83



28. LAURA MEADOWS (6-3, FORWARD/GUARD, 1998-2000) - 1,024

Year	GP/GS	FG-FGA	PCT	3P-3PA	PCT	FT-FTA	PCT	REB-AVG	PTS-AVG	Blocks	Steals	Assists
1997-98	28-27	114-329	.347	43-129	.333	39-54	.722	162-5.8	310-11.1	35	47	93
1998-99	32-32	147-339	.434	31-94	.330	67-97	.691	195-6.1	392-12.3	33	42	93
1999-2000	29-21	140-271	.517	3-15	.200	39-68	.574	188-6.5	322-11.1	27	39	62
Career	89-80	401-939	.427	77-238	.324	145-219	.662	545-6.1	1024-11.5	95	128	248



29. SANDY HARDING (5-10, GUARD, 1984-87) - 1,023

Year	GP/GS	FG-FGA	PCT	FT-FTA	PCT	REB-AVG	PTS-AVG	Steals	Assists
1983-84	28-27	76-158	48.1	27-38	71.0	71-2.5	179-6.4	55	168
1984-85	27-25	84-181	46.4	60-74	81.1	58-2.1	228-8.4	52	170
1985-86	28-25	114-229	49.8	37-45	82.2	63-2.2	265-9.5	53	183
1986-87	28-28	151-287	52.6	49-67	73.1	99-3.5	351-12.5	64	185
Career	111-105	425-855	49.0	173-224	77.0	291-2.6	1023-9.2	224	706

KENTUCKY WOMEN'S BASKETBALL TIMELINE

Kentucky women's basketball has been recognized as having a spirited and winning tradition. It was in the early 1900s that women began playing the new game on "Miss Nettie's Lawn" in Lexington ... and so the tradition continues.

♀ 1902 — The very first University of Kentucky basketball team was organized. Women's basketball begins on the UK campus with its first game on Feb. 21, 1903.

1904 — C.P. St. John coached the 1904 team, leading it to a 2-0 record with victories vs. Georgetown (14-10) and Jessamine Female Institute (28-1).



♀ 1906 — The 1906 UK women's basketball team, then known as Kentucky State College. The team, coached by Thomson Bryant, played only one game vs. Georgetown and fell, 15-14.

♀ 1924 — The 1924 team, coached by Bart Peak, swept its 10-game schedule and claimed not only the championship of Kentucky, but the championship of the South.

KENTUCKY WILDCATS



1903 — The 1903 UK women's basketball team was coached by Jane Todd Watson, finishing 1-0 by defeating KU (now Transylvania), 16-10.

1924 — The University Senate passed a bill to abolish women's basketball in part because according to state politicians basketball had proven to be a strenuous sport for boys and therefore was too strenuous for girls.

1974 — After a 50-year absence, at the turn of the 70s, women's teams at UK once again began playing intercollegiate games.

1974 — Sue Feamster coached UK from 1971-74 before it gained varsity status in 1974. Women's basketball finally reached varsity status and the team is given the nickname "Lady Cats."



♀ **1976** — Feamster handed over the coaching reins to Debbie Yow, who compiled a 79-40 record in four seasons from 1976-1980. In 1979, Yow recruited Valerie Still, Patty Jo Hedges and Lea Wise, one of the best recruiting classes in UK women's basketball history.



♂ **1980** — Terry Hall arrived at UK in 1980 and was named the Kentucky Women's Intercollegiate Conference Coach of the Year in her first season at UK. ♀

1983 — With the talented trio of Hedges, Still and Wise, Kentucky was ranked fourth twice during the '82-83 season and broke the national record for attendance at a women's collegiate game when 10,622 fans saw the Cats defeat Old Dominion, 80-66, in Memorial Coliseum on Feb. 5, 1983.



♀ **1977** — Lady Kat starting center Pam Browning became an All-American and compiled 1,598 points in her collegiate career. She ranks as the sixth-leading scorer at UK to this day.

KENTUCKY WILDCATS

1979 — The Lady Kats upset second-ranked Tennessee, 66-64, before 4,500 fans in Memorial Coliseum. The attendance got a big boost when the much-anticipated game between the school's men's teams later that evening was canceled because of snow.



1982 — The Cats captured the SEC Tournament title for the first time in school history with an 80-74 victory over Tennessee. Following the game, the huge home crowd stormed the court in a celebration that lasted nearly 30 minutes.

1982 — Lea Wise hit 15-of-16 outside shots against Illinois in an NCAA playoff game, helping the Cats win, 88-80. Wise, a Lexington product, also led the team in autograph and photo requests because of her flashy and productive court play and her resemblance to actress Farrah Fawcett.





♀ **1983** — Valerie Still became the all-time leading scorer (among men and women) in Kentucky basketball history with 2,763 points in 119 games, a record that still stands.

♀ **1987** — The three-point goal is introduced to the women's game, proving to be an integral part of Kentucky basketball history for years to come.

♀ **1990** — Under third-year coach Sharon Fanning, UK compiled a 23-8 record, edged into the top 25, and won three tournament titles, including an 85-76 come-from-behind victory over Toledo in the NWIT Championship.



♀ **1991** — UK scores one of the biggest upsets in the program's history with a 67-66 victory over intrastate rival and eventual NCAA runner-up Western Kentucky in Bowling Green.

KENTUCKY WILDCATS

♀ **1986** — Kentucky served as the host to the NCAA women's Final Four in Rupp Arena.

♀ **1987** — Sharon Fanning is named the fourth head coach of the Lady Kats.



♀ **1991** — One year after winning the NWIT, UK made its first NCAA appearance since 1985-86.

♀ **1991** — Kristi Cushenberry became a member of UK's 1,000-point club in 1991 and currently ranks 14th on the all-time scoring list.



KENTUCKY WOMEN'S BASKETBALL 2014-15
OUR SEASON

♀ **1993** — UK re-enters the AP Poll at No. 24 after claiming the Lady Kat Invitational title.

♀ **1995** — Bernadette Locke-Mattox is chosen as the fifth head coach of the Cats.



♀ **1995** — Stacey Reed graduates after four successful seasons at UK, leading the Cats in scoring both her junior and senior seasons, and assists and steals during all four years at Kentucky. Reed also broke UK's all-time career steals record with 309.



♀ **1999** — The Cats shucked the Nebraska Cornhuskers, 98-92, in the first round of the 1999 NCAA Tournament West Region in Los Angeles, Calif. UK scored a record-breaking 64 second-half points.

♀ **1996** — Kim Denkins was an All-SEC selection as a sophomore and now ranks No. 21 on the all-time scoring list.

♀ **1998** — Mattox is chosen to be an assistant coach for the USA Basketball World Championship team.

1993 KENTUCKY WILDCATS 1999



♀ **1991** — Togetherness proved to be a successful formula as UK posted a 20-9 record and made its first appearance in the NCAA Tournament since 1985-86.



♀ **1999** — Erica Jackson led the Cats in both assists and steals in her two seasons as a Wildcat.

♀ **1999** — The Cats turned heads by charting more than 20 wins for the first time in nine years and defeating three ranked opponents. After reaching the semifinals of the SEC Tournament, the Cats beat Nebraska in the first round of the NCAA Tournament before falling to UCLA in the second round.



♀ **1998** — Jaye Barnes led the Cats in scoring in 1998.





2000 — Shantia Owens becomes the first player from UK to be taken in the WNBA draft, selected 53rd by the Phoenix Mercury.

2003 — Valerie Still's jersey is retired at halftime of the UK-Alabama game at Memorial Coliseum, marking the first time in school history that a woman's jersey was retired.

2000 — Tiffany Wait broke a school record for most games played with 122, also surpassing Jodie Whitaker on the Cats' all-time scoring list with 1,445 points. She currently ranks 12th.



2003 — Within months of her hire, Mickie DeMoss and her staff hit the recruiting trail and signed one of the most highly touted recruiting classes in school history. Many dubbed the 6th-ranked class as the "Fab Five".



2000 KENTUCKY 2003 WILDCATS

2001 — The Wildcats took a summer tour of France and Switzerland and returned home with an unblemished 5-0 record.

2004 — Kentucky celebrates 30 years of varsity women's basketball.

2003 — After 18 seasons as an assistant coach at Tennessee, Mickie DeMoss is named the sixth head coach of the UK women's basketball team.



2004 — Senior and Kentucky native Selia "SeSe" Helm ended her UK career etched in the record book in three different categories: scoring (5th), rebounding (8th) and field goals (3rd).



♀ **2004** — Enthusiasm generated by the hiring of the wildly popular Mickie DeMoss, combined with a brilliant and well-funded marketing plan, resulted in a staggering fan craze. Kentucky fans bought tickets at an unprecedented rate. UK ranked No. 1 nationally in increased attendance (3,488 more than the 2002-03 average), ranked No. 2 (behind perennial power Tennessee) in Southeastern Conference attendance, and was 16th nationally (5,182) in attendance average.



♀ **2005** — Freshman center Sarah Elliott scored a team-high 15 points to lead UK to a 71-63 win over 18th-ranked Georgia in Rupp Arena. It was UK Hoops' first win over a ranked opponent in five seasons and the first under second-year coach Mickie DeMoss. Elliott was named SEC Freshman of the Week after that performance, the first freshman to receive the honor in Wildcat history.

♀ **2005** — UK Coach Mickie DeMoss makes her first return to Thompson-Boling Arena in Knoxville, Tenn., where she first made a name for herself as a coach. DeMoss is presented with a glass vase by UT Coach Pat Summitt before a standing ovation.



♀ **2005** — UK completed the longest postseason run in school history by advancing to the 2005 WNIT final four. Sara Potts, who averaged 27.8 points per game during the four-game run was named to the All-Tournament team.

2004 KENTUCKY 2005 WILDCATS

♀ **2004** — UK set new season attendance records in 2003-04, averaging 5,182 fans per game.



♀ **2005** — For the second consecutive season, the Wildcats broke the school's attendance record. A total of 90,663 fans passed through the turnstiles during the 2004-05 season, smashing the school's previous single-season attendance total of 72,553 set during the 2003-04 campaign.

♀ **2005** — Sara Potts concluded her illustrious career as the only player in UK women's basketball history to hit 200 or more 3-pointers in a career. She currently ranks eighth on the all-time scoring list (1,563 points).



♀ **2005** — Valerie Still was inducted into the charter class in the newly created UK Athletics Hall of Fame. She was the only female of the 88 inductees.



KENTUCKY WOMEN'S BASKETBALL 2014-15 OUR SEASON

2006 — The Wildcats were ranked 21st in *The Associated Press* and 23rd in the *USA Today/ESPN Coaches Poll* for one week. UK's No. 21 ranking marked the highest ranking in the AP poll since receiving a No. 19 position on Feb. 10, 1985.



2006 — Kentucky became just the fourth unranked team in the history of NCAA women's basketball to knock off a No. 1 team when the Cats defeated top-ranked Tennessee, 66-63, on Jan. 26, 2006—Junior Jenny Pfeiffer led the Cats in scoring with 16 points, including 7-of-7 free-throws. Pfeiffer nailed the game-winning free-throws with 14.8 seconds remaining and junior Nastassia Alcius added two charity shots in the waning seconds of the game to ice the victory. It was Kentucky's first win over the Lady Vols in 20 years.



2006 KENTUCKY WILDCATS



2006 — A then school-record attendance of 13,689 fans witnessed Kentucky upset No. 1 Tennessee in Rupp Arena.



2006 — Sophomore Samantha Mahoney was Kentucky's leading scorer in 2005-06, averaging 11.9 ppg. She currently ranks fifth on UK's all-time scoring list with 1,601 career points.



2006 — DeMoss was named the SEC Coach of the Year by the SEC coaches and *The Associated Press*, UK's first in school history.

2006 — DeMoss piloted a team that went from winning a combined 20 games in the two years prior to her arrival in 2003, to a record-breaking regular season that included the most wins (22) since 1989-90, the most conference wins in school history (nine), the highest conference finish (fourth) in 23 years, an appearance in the SEC Tournament semifinals for the first time in seven years, and UK's first bid in the NCAA Tournament in seven years with its highest seed (fifth) since 1983.



KENTUCKY WOMEN'S BASKETBALL 2014-15

OUR SEASON

♀ **2007** — During halftime of the UK vs. Ole Miss game on Jan. 17, a special ceremony took place as 571 fallen soldiers from Kentucky were honored. Since its completion in 1950, Memorial Coliseum has borne the names of thousands of Kentucky's war dead. But the lists of names – framed and hung on the walls of the ramps along two sides of the coliseum – had not been updated since the end of the Vietnam War. Their names were added to those of their predecessors during the ceremony. A season-high 7,565 fans and family members of the fallen soldiers witnessed the special event in Memorial Coliseum.



♀ **2007** — Coach Matthew Mitchell earned his first win as the head coach at Kentucky when the Wildcats defeated USC-Upstate in the season opener, 74-59, on Nov. 10, 2007.

♀ **2007** — After four seasons at the helm, Mickie DeMoss resigned April 11 as head coach. She compiled an overall record of 71-56 at Kentucky, including a 20-14 mark during the 2006-07 season.



♀ **2007** — Matthew Mitchell was named the seventh head coach in UK Hoops history on April 23, 2007. He was welcomed by UK President Dr. Lee T. Todd, Jr. and Athletics Director Mitch Barnhart.

♀ **2008** — Kentucky charted eight wins during regular season Southeastern Conference play, marking the second-most league wins in school history. In his first season as head coach of the Wildcats, Matthew Mitchell's eight SEC wins were the most conference wins by a first-year head coach in UK Hoops history.

2007 KENTUCKY WILDCATS 2008



♀ **2007** — Jennifer Humphrey pulled down 964 career rebounds, becoming just the second Wildcat in UK history to chart over 900 rebounds in a career. Former All-American Valerie Still (1,525 rebounds) is the other Wildcat to accomplish the feat.

♀ **2008** — A school-record five Wildcats earned postseason SEC honors. Samantha Mahoney and Sarah Elliott were named to the second team, Victoria Dunlap and Amber Smith were selected to the All-Freshman Team and Chelsea Chowning was named the SEC Scholar Athlete of the Year. Elliott and Mahoney also were named honorable mention All-SEC by The Associated Press.

♀ **2008** — Chelsea Chowning became the first women's basketball player in school history to earn Academic All-America honors when she was named to the 2008 ESPN The Magazine Academic All-America Third Team as selected by the College Sports Information Directors of America (CoSIDA).



♀ **2008** — The Wildcats participated in a school-record fourth consecutive postseason tournament with a quarterfinals finish in the WNIT. UK received a first-round bye and defeated Middle Tennessee and James Madison in Memorial Coliseum before narrowly falling to eventual champion Marquette in the quarterfinals in Lexington.



2008 — Samantha Mahoney scored a career-high 30 points in the postseason WNIT vs. James Madison and become UK's third all-time leading scorer. She ended her illustrious career with 1,601 points.



♀ **2009** — Kentucky defeated No. 13/19 Tennessee, 66-56, on Feb. 19, 2009. It marked the Cats' first win over the Lady Vols in Memorial Coliseum in 23 years (Jan. 24, 1986).



♀ **2009** — Senior Carly Ormerod ended her illustrious career ranked on several career lists including, 3-pointers made (8th - 101), 3-pointers attempted (7th - 315), 3-pt field goal percentage (10th- .321) and assists per game (9th - 2.92).

♀ **2009** — Sophomore Victoria Dunlap totaled a team-high 290 rebounds which ranks seventh on UK's single-season rebounding list.

♀ **2009** — Senior center Eleia Roddy recorded 12 double-doubles during her senior season. With seven consecutive double-doubles, she became just the fourth player in school history and first since Jocelyn Mills in 1991 to record double-doubles in four or more straight games. She and former UK All-American Valerie Still are the only players in school history to have recorded five or more consecutive double-doubles.

♀ **2008** — Senior center Sarah Elliott became UK's all-time leading blocker. She holds the school record for blocks in a game (6), season (56), and career (195).

2008 KENTUCKY 2009 WILDCATS

♂ **2008** — Seniors Chanté Bowman, Sarah Elliott, and Samantha Mahoney will forever leave a mark on the program as they helped UK appear in four straight postseason tournaments and ink several "firsts" in UK Hoops history in their four-year career.



♂ **2009** — UK was the only school in the SEC to boast two or more graduates on its roster (Carly Ormerod and Eleia Roddy) during the 2008-09 season. Ormerod graduated an entire year early while Roddy graduated a semester ahead of schedule.

♂ **2009** — Matthew Mitchell became the first Kentucky head coach since Terry Hall in the 80-81 & 81-82 seasons to advance to postseason in the first two years at the helm.



♀ **2009** — UK opened “Year Three” of the Matthew Mitchell era with the first game of the women’s collegiate basketball season against first-time opponent Boston in Memorial Coliseum. The Cats went on to win 92-58, the first of a school-record tying 11 straight wins to start the 2009-10 season.



♀ **2009** — UK defeated intrastate rival Louisville, 101-67, in front of the eighth-largest crowd in Memorial Coliseum. The Cats set the school record for free throws made (36) and attempted (52) in a game.

♀ **2010** — Hardly on anyone’s radar in the preseason, UK quickly caught the rapt attention of Wildcat fans and foes alike on its way to rolling up a school-record 28 wins, including 11 in conference play, reaching the finals of the SEC Tournament and advancing to the NCAA Regional finals.



2010 — UK, which received a No. 4 seed, advanced to the NCAA Elite Eight for just the second time in program history after upsetting top-seeded and ninth-ranked Nebraska in the Sweet 16.

♀

♀ **2010** — The Wildcats made their school-record sixth consecutive postseason appearance with their seventh overall bid to the NCAA Tournament.

♀ **2010** — UK finished with a national ranking of ninth in the USA Today/ESPN Coaches Poll and 19th in the AP poll.

KENTUCKY WILDCATS

♀ **2010** — The Cats went undefeated at home (17-0) for just the second time in school history. The 17 wins in Memorial Coliseum were a school record.



♀ **2010** — Junior Victoria Dunlap was named UK’s first SEC Player of the Year by the AP and league coaches. She also became just the second player in UK history to earn State Farm/WBCA (formerly Kodak) All-America honors, joining three-time All-American Valerie Still.

♀ **2010** — Freshman guard A’dia Mathies was named UK’s first SEC Freshman of the Year by the league coaches. She also earned Full-Court Press Second Team Freshman All-America honors and was Second Team All-SEC as well as being a unanimous choice for the All-SEC Freshman Team.

♀ **2010** — UK ranked among the top 20 in four different team categories in the NCAA statistical rankings, including third nationally in turnover margin (+7.33).



2010 — UK became just the second school in SEC history to sweep all three of the major SEC awards as Victoria Dunlap was SEC Player of the Year, A’dia Mathies was SEC Freshman of the Year and Matthew Mitchell was named SEC Coach of the Year. Tennessee did it prior to its 1998 national title.



KENTUCKY WOMEN'S BASKETBALL 2014-15 OUR SEASON

♀ 2011 — The Wildcats charted their second straight 20-win season, marking the first time UK accomplished that feat since the 2005-06 and 2006-07 seasons.

♀ 2011 — UK finished second in the SEC regular season and was runner-up in the SEC Tournament for the second straight season.

♀ 2011 — The Wildcats made their school-record seventh consecutive postseason appearance with a second-round finish in the NCAA Tournament. It marked UK's first back-to-back NCAA appearances since the 1982-83 seasons.



♀ 2011 — Victoria Dunlap was the highest pick in the WNBA Draft in school history when she was selected in the first round as the 11th overall pick by the Washington Mystics in 2011.

2011 KENTUCKY WILDCATS



♂ 2011 — The Cats finished No. 17 in the final AP poll and No. 16 in final USA Today/ESPN coaches' poll. It marked the highest final AP ranking since the Wildcats finished 11th in 1983.

♂ 2011 — Victoria Dunlap ended her career ranked in the top 10 of 14 career lists, including No. 1 in all-time games played and started (133) and No. 2 all-time in scoring (1,846), rebounding (1,099), blocks (178), steals (307), free-throws made (445) and free-throws attempted (714).



2011 — For the first time in three years, the Wildcats returned to Rupp Arena on Dec 8, 2011. The Wildcats looked comfortable in their second home as they upset No. 6/5 Duke, 72-65, in front of a school-record 14,508 fans. Freshmen Bria Goss and Azia Bishop teamed up to combine for 31 points, 14 rebounds, four blocks and four steals on 15-24 shooting from the field. After defeating No. 10/11 Louisville just days before, the Duke win gave the Wildcats their first back-to-back wins over top 10 teams in school history.



♀ **2012** — A'dia Mathies turned in one of the most impressive individual performances in UK Hoops history, netting a career-best 34 points to go along with nine rebounds, two assists, two blocks and two steals in Kentucky's 61-60 win over No. 6/7 Tennessee in Memorial Coliseum. Mathies hit the game winner with 4.2 seconds remaining to snap the Lady Vols' 36-game SEC winning streak.



♀ **2012** — UK earned several postseason SEC honors as Matthew Mitchell was named SEC Coach of the Year by The Associated Press, A'dia Mathies was named SEC Player of the Year (Coaches and AP), Bria Goss was SEC Freshman of the Year (Coaches and AP) and Keyla Snowden was Co-6th Woman of the Year (Coaches). UK is the only SEC school to ever win three consecutive AP SEC Players of the Year honors. Victoria Dunlap was the AP SEC Player of the Year in 2010 and 2011, while Mathies was the 2012 AP SEC Player of the Year.

♀ **2012** — UK's defense, dubbed "40 minutes of dread," forced a school-record and NCAA-high 939 turnovers. The Cats forced Arkansas-Pine Bluff into a school-record 49 miscues.

♂ **2012** — Kentucky completed one of the most successful seasons in school history with a 28-7 overall record, including an 18-0 mark at home, and an appearance in the Elite Eight for the second time in three years. The Wildcats defeated McNeese State, Green Bay and Gonzaga before falling to No. 3 Connecticut in the NCAA Regional Finals. Samarie Walker was named to the All-Regional Tournament team after averaging 13.3 points and 10.8 rebounds in four NCAA Tournament games.

♀ **2012** — UK tied the school record for wins at 28. The record was set in 2009-10. UK also won a school-record 13 SEC games.



2012 KENTUCKY WILDCATS



♂ **2012** — A'dia Mathies became the 28th member of UK's 1,000-point club and was named UK's third straight SEC Player of the Year.

♂ **2012** — Kentucky defeated Mississippi State on Feb. 26, 76-40, giving the Wildcats their school-record 13th conference win and the outright SEC regular season championship, their first since 1982. UK charted an SEC-high 20 steals in the game, while forcing 33 turnovers. Ten players scored at least two points, led by A'dia Mathies and Bernisha Pinkett with 13 points apiece.



♂ **2012** — The Cats finished No. 12 in the final AP poll & No. 8 in final USA Today/ESPN coaches' poll. It marked the highest final AP ranking since finishing 11th in 1983 and the highest final ranking in the coaches' poll in school history.



2012 — The attendance of 18,488 vs. DePaul in Rupp Arena on Dec. 7, 2012 set a new school record.

2013 — Mathies set UK's all-time steals record with 320. The previous record was 309 by Stacey Reed from 1991-95.

2013 — Three players were honored by the SEC, including Mathies, who was named the 2013 SEC Co-Player of the Year along with Tennessee's Meighan Simmons. Stallworth joined Mathies on the All-SEC First Team, while junior forward/center Samarie Walker was named to the All-SEC Second Team and All-Defensive Team. Mathies was also named AP SEC Player of the Year, becoming the first player to win back-to-back SEC Player of the Year honors from the league coaches since Seimone Augustus of LSU earned it in 2005 and 2006.



2013 — A'dia Mathies and Brittany Henderson became the winningest class in school history with a 111-30 (.787) overall record, including a 64-3 (95.5) mark at home, and the first to go to four straight NCAA Tournaments.

2012 2013 KENTUCKY WILDCATS

2013 — Coach Matthew Mitchell became UK's all-time winningest coach on March 3 with a 78-65 win over No. 8 Tennessee.



2013 — UK set school records for consecutive wins (17), consecutive home wins (34), 3-point field goals made (240), 3-point field goals attempted (731), blocks (181) and steals (429) in a single season.



2013 — The Wildcats won a school-record 30 games, charted 25-plus wins for a school-record fourth straight season, advanced to the NCAA Tournament for a school-record fourth straight season, including second consecutive Elite Eight appearance and third in the last four seasons.

2013 — Senior A'dia Mathies concluded her outstanding career ranked in the top 10 of 13 career lists, including second in scoring. She became just the fifth player in UK history, men or women, to reach 2,000 career points, joining Wildcat greats Dan Issele (2,138, 1967-70), Kenny "Sky" Walker (2,080, 1982-86), Jack "Goose" Givens (2,038, 1974-78) and UK Hoops' all-time leading scorer Valerie Still (2,763, 1979-83).



2013 — Mathies was chosen as the 10th overall pick in the WNBA draft by the Los Angeles Sparks, becoming the highest draft pick in school history and UK's second first-round pick in the last three seasons.

2013 — A school-record 23,706 fans attended UK's game vs. No. 2 Duke on Dec. 22, 2013, besting the previous high of 18,422 set vs. DePaul on Dec. 7, 2012. The attendance marked the largest crowd ever to see a college women's hoops game in the Commonwealth and the fifth-largest crowd in NCAA history. It marked the first sellout in Rupp Arena for a women's basketball and UK's second sellout of the season. UK's game vs. Louisville on Dec. 1 in Memorial Coliseum also was a sellout.



KENTUCKY WILDCATS 2014

2014 — Junior point guard Jennifer O'Neill came off the bench vs. Baylor to net a school-record 43 points on 14-of-31 shooting, netting 33 in the second half and overtime periods. The Co-SEC 6th Woman of the Year led the team in scoring for the season with 12.6 ppg.



2014 — Playing in a double-header with the UK men's team in the Dallas Cowboys' AT&T Stadium in Arlington, Texas, the Wildcats defeated Baylor in a four overtime thriller, 133-130. The 263 combined points set a new NCAA record, besting the previous high for a Division I women's game of 252 points in SMU's 127-125 win over TCU, also in four overtimes, on Jan. 25, 1997. The Wildcats also won consecutive games against top-10 teams for the first time in school history and set school records for points (133), free-throws made (49) and free-throws attempted (66).

2013 — UK ended the regular season at No. 7 in both The Associated Press poll and the 31-member Board of Coaches poll. It marked the highest rankings in the final polls in school history.

2013 — Kentucky won a school-record tying 13 games in Southeastern Conference play and advanced to the SEC Tournament championship game for the third time in the last four years.





KENTUCKY WOMEN'S BASKETBALL 2014-15 OUR SEASON

♀ 2014 — Junior point guard Jennifer O'Neill scored six of her game-high 24 points in the closing minutes of the game to give No. 18 Kentucky a 75-71 win over No. 8 Tennessee on Feb. 16, marking the Wildcats' first win in Knoxville since 1985 and first-ever win in Thompson-Boling Arena.



2014 — The Wildcats finished 26-9, becoming one of just 10 programs to chart 25 or more wins in five straight seasons.

♀ 2014 — With a school-record and NCAA Tournament record 67 rebounds vs. Wright State in the opening round and 38 rebounds vs. Syracuse, UK broke the school record for rebounds in a single season of 1,513, surpassing the 1977-78 team who grabbed 1,426.



♀ 2014 — Senior forward DeNesha Stallworth was selected as the 25th overall pick in the 2014 WNBA draft by the Connecticut Sun. She was the fourth Wildcat to be drafted in the WNBA, including third in the last four years.

2014 KENTUCKY WILDCATS

♀ 2014 — Kentucky advanced to its fourth Sweet 16 in the last five years with wins over Wright State and Syracuse in the opening rounds.



♀ 2014 — UK averaged a school-record 6,727 fans per game, a mark that ranked ninth nationally. UK also drew 121,089 fans for its 18 home games, the highest total attendance in school history.

2014 — Junior guard Bria Goss set a single-season record for free-throw shooting percentage, netting an SEC-high .901 percent (127-of-141).





**FOR THE
MEDIA**



UK MEDIA RELATIONS/MULTIMEDIA



TONY NEELY
Media Relations
Director

H: (859) 224-9493
tneely@uky.edu



SUSAN LAX
Associate Media
Relations Director
WBB Contact

(859) 608-5019
slax0@uky.edu



JOHN HAYDEN
Associate Media
Relations Director

john.hayden@uky.edu



BRENT INGRAM
Assistant Media
Relations Director

brent.ingram@uky.edu



DEB MOORE
Assistant Media
Relations Director

deb.moore@uky.edu



EVAN CRANE
Assistant Media
Relations Director

wesley.crane@uky.edu



CHARLIE HEALY
Media Relations
Assistant

charlie.healy@uky.edu



JAKE MOST
Media Relations
Assistant

jake.most@uky.edu



CHRIS SHOALS
Media Relations
Assistant
Secondary WBB
Contact

chris.shoals@uky.edu



STEPHANIE GUY
Office Coordinator

stephanie.guy@uky.edu



CHET WHITE
Staff Photographer

whiteca3@gmail.com



BRITNEY HOWARD
Staff Photographer

britneysmiles@gmail.com



CRAIG HORNBERGER
Director of Athletic
Multimedia

chom3@uky.edu



KIM TROXALL
Creative Director

kim.troxall@uky.edu



CAILYN HUSTON
Assistant Multimedia
Director

cailyn.huston@uky.edu



PETE CAMAGNA
Assistant Director /
Web Development

pete.camagna@uky.edu



GUY RAMSEY
Assistant Director /
New Media

guy.ramsey@uky.edu

Important Numbers

Media Relations.....(859) 257-3838

Joe Craft Center Ticket Office (859) 257-1818
..... or (800) 928-CATS
Memorial Coliseum Press Row (859) 323-5900
Media Relations Fax (859) 323-4310
Twitter/Instagram @UKHoopCats and @ukathleticsnews
Facebook University of Kentucky Women's Basketball

MAILING/OVERNIGHT ADDRESS:

University of Kentucky Media Relations
Joe Craft Center • 338 Lexington Avenue • Lexington, KY 40506

UK ADMINISTRATION 257-1701
Dr. Eli Capilouto, President

UK ATHLETICS ADMINISTRATION 257-8000

Mitch Barnhart, Athletics Director
DeWayne Peevy, Deputy Athletics Director
Marc Hill, Exec. Assoc. Athletics Director/Internal Operations
Russ Pear, Senior Associate Athletics Director/Facilities/Operations
Melissa Gleason, Senior Associate Athletics Director/Finance
Stephanie Tracey-Simmons, Assistant Athletics Director
Shelley Hein, Executive Associate to Athletics Director

ACADEMICS (CATS) 257-1897

Bob Bradley, Associate Athletics Director/CATS
Barbara Deniston, Director of Academic Services
Tiffany Hayden, Academic Counselor/Women's Basketball

BASKETBALL OFFICE 257-6046

Matthew Mitchell, Head Coach
Adeniyi Amadou, Assistant Coach
Christian Stefanopoulos, Assistant Coach
Tamika Williams, Assistant Coach
Amy Tilley, Assistant Athletics Director/Women's Basketball
Will Alton, WBB Coaching Video Coordinator
Amani Franklin, Staff Support Associate
Beth Price, Staff Support Associate
Crystal Riley, Staff Support Associate

EVENT MANAGEMENT/FACILITIES 257-8000

Kevin Saal, Associate Athletics Director/Event Operations, Championships
Donnie Mefford, Assistant Athletics Director/Facilities

Jamie Legate, Director, Event Management & Championships
Rodney Stiles, Assistant Athletics Director/Event Management
Jamie Moberly, Events Coordinator
Andy Adrianse, Assistant Director/Event Management
Kate Ballard, Event Coordinator, Event Management & Championships
Scott Geisinger, Event Coordinator, Event Management & Championships

K FUND 257-8000

Candace Chaffin, Senior Associate Athletics Director/Development
Katie Eiserman, K Fund Director
Lori Donaldson, Director of Major Gifts
Elizabeth Briggs, K Fund Relations Coordinator
Stephen Deaton, Development Officer
Taylor Burgess, Development Assistant
Jamie Risen, Administrative Support Associate

COMPLIANCE 257-8064

Sandy Bell, Executive Associate Athletics Director/Student Student Affairs
Rachel Baker, Senior Associate Athletics Director/Compliance
John Butler, Assistant Athletics Director/Compliance
Heather McAtee, Assistant Athletics Director/Academics, Eligibility
Ryan Hillenberg, Director of Compliance
Jenna Newsome, Compliance Assistant

MARKETING & LICENSING 257-8022

Jason Schlafer, Executive Associate Athletics Director/External Operations
Nathan Schwake, Assistant Athletics Director/Marketing & Licensing
Alyx Ayer, Assistant Marketing Director

TICKET OFFICE 257-1818

Joe Sharpe, Associate Athletics Director/Ticket Operations
Cathy Hurst, Director of Ticket Operations
Kim Irwin, Associate Director of Ticket Operations
Emily Dent, Assistant Director of Ticket Operations

STRENGTH/CONDITIONING & TRAINING 257-2750

Courtney Jones, Senior Athletic Trainer
John Spurlock, Strength/Conditioning Coach
Monica Fowler, Nutrition Coach

VIDEO 257-4830

Shane Fannin, Director of Sports Video
Greg Gorham, Sports Video Productions Coordinator



MEDIA POLICIES

CREDENTIAL REQUESTS

Current season credentials previously issued for football and/or men's basketball, will be accepted for use in covering home UK Hoops games. If you do not have season credentials for football or men's basketball but wish to cover UK Hoops throughout the season, e-mail your season credential requests to:

Susan Lax
Associate Director of Media Relations
e-mail: slax0@uky.edu

SEC CREDENTIAL POLICY

By accepting or using a media credential ("Credential") for access to any game or athletic contest sponsored or hosted by the Southeastern Conference (the "SEC") or by any one or more of its member institutions (herein an "Event" or the "Events") each person and entity issued such a Credential (herein referred to, along with the employer of each such person, collectively as a "Bearer") agrees to the following terms and conditions:

GENERAL

Each Bearer must be and hereby represents that he or she is acting on a specific assignment for an accredited media agency and has a legitimate working function in connection with the Event attended. The Credential is not transferable and may be revoked at any time.

The rights and privileges granted to Bearer may be terminated if any term or condition for use of the Credential is breached. The unauthorized use of the Credential subjects the Bearer to ejection from the Event.

While within the Event venue, Bearer shall, at all times, adhere to the policies in place for the Event, abide by and respect access limitations, and accept and follow directions provided by the SEC or the SEC member institution(s) hosting the Event.

Bearer assumes all risks incidental to the performance by the Bearer of Bearer's services in connection with the Event and assumes all risks incidental to each Event, whether occurring before, during or after the actual playing of the Event, and agrees that the SEC, its member institutions, and their respective agents, employees, directors, officers, student-athletes, coaches, and contractors shall not be liable for bodily injury, property damage or theft losses suffered or incurred by Bearer at the Event. Bearer understands that sports contests are physical, and that in the normal course of play it is possible for balls, players, or other objects to leave the court, track, course, or field of play and impact spectators. Bearer hereby waives and releases any and all Claims (as defined below) against the SEC and its member institutions arising directly or indirectly from any such injury, including those attributable to their negligence or that of their agents.

In the event that the name or likeness of Bearer is included in any broadcast, telecast, photograph, film, video or other media taken in connection with any Event, Bearer grants the SEC (or, if the media is controlled by a SEC member, grants such SEC member) the nonex-

clusive, transferable, perpetual right and license to use (and to sub-license the use of) such name and likeness in any media worldwide whether now known or thereafter devised.

Bearer agrees to indemnify and save harmless the SEC, its member institutions, and their respective agents, employees, directors, officers, student-athletes, coaches, and contractors, of and from any and all claims, liabilities, demands and causes of action asserted by persons and entities other than the SEC and its member institutions (jointly "Claims") arising out of any act or omission, or anything done or purported to have been done, by Bearer, including but not limited to Claims arising from Bearer's breach of any term or condition hereof. With respect to any Claim that might give rise to liability of the Bearer as an indemnitor, the indemnified party shall: (a) have the right to fully participate in the litigation of such claim with counsel selected by the indemnified party at the sole expense of the Bearer, and (b) not be obligated, without its consent, to participate in any settlement of such Claim.

SEC REAL-TIME INTERNET POLICY

By acceptance and use of an SEC media credential, the holder agrees to the following conditions for any and all athletic events hosted by the SEC and its member institutions:

1. The SEC and its member institutions grant a media organization a limited license to use certain gathered information on the media organization's own Internet or online site beginning at the start of an athletic event and up to the conclusion of such event, all subject to the following limitations and conditions:

(a) No more than 10 still photographs may be used for news coverage of the game and other editorial purposes during the event.

(b) Video tape may only be shown as part of a single, non-archived, online "simulcast" of a television station's regularly-scheduled news program.

(c) While a game is in progress, the use of textual statistical information is time-delayed and limited in amount (e.g., updates pertaining to score, injuries and national, conference or institutional record-breaking performances, a condensed half-time story) so that an organization's Internet or online game coverage does not undercut the authorized and rights-paying fee organization's rights to play-by-play accounts of the game and/or exclusivity as to such rights.

2. Any proposed media use on an Internet or online sight of the game information that is more detailed and/or more than described above will require separate written authorization by the SEC and/or its member institutions. However, such written authorization will not permit the use of game information in entertainment contexts and will not authorize game coverage that, due to immediacy or detail, constitutes or approaches a play-by-play account of a game.

3. Should any of these conditions be breached, the SEC and/or its member institutions will issue a written warning for the first violation. If this violation occurs during the last game of the institutions' regularly-scheduled season, the media organization may not be credentialed for the SEC Tournament. A second violation of this policy will result in revocation of credentials to cover future basketball games hosted by the SEC and/or its member institutions.





MEDIA PROCEDURES

MEDIA SERVICES

Interview Policies-General — All interviews with Kentucky women's basketball players or staff members must be arranged through the Media Relations office. Media should never contact a player or coach directly. Team locker rooms, and other team quarters are private team areas. Media members are not permitted in these areas unless accompanied by appropriate University personnel.

Practice — Practice will run from 8:30-10:30 a.m. ET on the women's court of the Joe Craft Center. Media planning to attend practice should call in advance due to changing practice schedules during the season. Player and coaches interviews can be conducted prior to or following each practice. Gameday shoot-arounds are closed to the media.

News Conference — Coach Mitchell and selected players meet with members of the media in the Memorial Coliseum media room at schedule times to be announced.

Telephone Player Interviews — Request telephone interviews at least 24 hours in advance through the Media Relations office. Telephone requests will be returned when players' schedules allow.

Postgame Interviews — Selected players and both head coaches will be available to the media following a 10-minute cooling off period at the end of the game in the Memorial Coliseum media room.

Approximately 10 minutes after the game ends, Coach Mitchell conducts his post-game press conference while a player is taken to the UK Sports Radio Network. Following Coach Mitchell's press conference and the visiting team's press conference, selected UK players are brought to the media interview room.

SIDs from each school should be asked to coordinate any other interview requests.

Quotes will be available for all working media in the UK Media Relations Office and on the official UK website, UKAthletics.com.

UKAthletics.com — The official Web site for University of Kentucky Athletics is updated 24 hours before each game with the latest game notes and quotes from Coach Mitchell and selected players.

Following each game, the site will post a game box score with summary, postgame quotes and notes from all home games and updated season statistics.

Radio/TV Rights — Broadcasting rights to UK Hoops games are assigned exclusively to the UK Sports Network of Lexington. Contact Mike Dodson, network coordinator, at (859) 226-4678 for questions. Two phone lines and an ISDN line are provided for visiting radio on press row.

Video Highlights/Feeds — UK Video Services can provide highlight footage of most UK games. Contact Shane Fannin at (859) 257-9863 to request assistance. Video highlight feeds for non-televised games will be announced prior the games.

GAME DAY MEDIA SERVICES

Media Parking — A limited number of parking spaces are available in the back of Memorial Coliseum off Rose Street and College Blvd. Requests for parking should be made when submitting press and/or photo credential requests.

Media Entrance/Will Call — The media entrance is located in the back of Memorial Coliseum (behind Papa John's and Qdoba Mexican Grill). The entrance is marked MEDIA ROOM. Credentials are not available at the public Will Call window on Euclid Avenue and will not be mailed.

Media Room — The media room is located in Memorial Coliseum and can be accessed through the hallway on the press row side of the Coliseum. Working facilities, with electrical outlets and a limited number of telephones, are available.

Media Services — The University of Kentucky uses a computerized statistics system. Working media will receive:

- Game program and notes
- Final statistics
- Shot charts
- Halftime statistics
- Complete play-by-play
- Coach and player quotes

Wireless Access — Memorial Coliseum offers free wireless internet service to media members. To log on, open a browser window, go to <https://ukwg1.uky.edu>, sign in as a Guest and type in a valid email address.

To use the UK Wireless Network, you must select the 'ukyedu' network name (SSID, service set identifier) from the list of available wireless networks that appear in your wireless card configuration program, and WEP (wireless encryption protocol) must be disabled.

For more information about wireless access to UK computing systems, please see the Wireless Authentication page (<http://www.uky.edu/Wireless/authentication.html>).

Stats on Your Laptop — The University of Kentucky has partnered with BCS Stats Systems to provide stats technologies, namely its StatMonitr wireless stat monitors and online media stats, at Kentucky women's basketball home games this season.

To access live game stats on your personal laptop, go to: <http://kentucky.bcsstats.com>. Passwords, if applicable, will be distributed on game day.

Press Row Telephone — Working media not able to attend games at Memorial Coliseum may get score updates by dialing (859) 323-5900 or by logging on to the official website: UKAthletics.com

Photographers — The photo zones are located in each end zone of the playing floor. Some photo spots have been assigned. Because of safety concerns, no shooting is allowed on either sideline. See Chet White at the site for technical assistance.





FOLLOWING THE CATS

CATS ON THE INTERNET

Want the latest and most up-to-date news on the UK Hoops team? No problem. You can see and hear all the sights and sounds of UK Hoops from a variety of ways on the Internet!



UK INTERACTIVE

The Kentucky Athletics Interactive is website is meant to complement – not compete – with UK's official website, UKAthletics.com, which will continue to serve as the primary online source for accessing up-to-date information about UK Athletics as well as purchasing tickets and other merchandise. The website will include a link to "UK Tube," the official video site of the Kentucky Wildcats, which will feature new videos created by the UK Sports Video staff, as well as UK student-athletes, coaches and other staff, in accordance with NCAA rules and regulations.



WILDCAT ALERT!

You can stay instantly connected to UK Hoops using Wildcat Alert.

Wildcat Alert keeps all fans up-to-date with scores and team updates using TextCaster. Sign up to receive, free of charge, the following types of information for only the sport they have selected:

Score Updates - Scores throughout each game, including the final score. Also, fans will be immediately alerted of UK game leaders.

Breaking News - Breaking news on your favorite UK sport.

Schedule Updates - Be the first to know if a game is delayed due to inclement weather.

To sign up for the new Wildcats Alerts, go here: <http://my.textcaster.com>



CAT SCRATCHES

UKAthletics.com launched Cat Scratches in January of 2009, the official blog of UK Athletics. The 24-hours-a-day, seven-days-a-week blog provides the most up-to-date news surrounding the UK program and offers the opportunity to take a behind-the-scenes look at what goes on inside the UK athletic program.

MEDIA OUTLETS

PRINT MEDIA

Associated Press
(Gary Graves)
GBGraves@ap.org
100 Midland Ave.
Lexington, KY 40508
(859) 254-2070

Danville Advocate-Messenger

(Larry Vaught, Hal Morris, Mike Marsee)
larry@amnews.com
330 South Fourth St.
Danville, KY 40422
(859) 236-2551

The State-Journal

(Philip Case, Brian Rickerd)
sports@state-journal.com
1216 Wilkerson Blvd.
Frankfort, KY 40601
(502) 227-4556

Kentucky Kernel

sports@kykernel.com
026 Grehan Journalism Bldg
Lexington, KY 40506
(859) 257-1915

Kentucky New Era

(Joe Wilson)
jwilson@kentuckynewera.com
1618 East 9th St.
Hopkinsville, KY 42241
(270) 886-4444

Lexington-Herald Leader

(Jennifer Smith)
jsmith3@herald-leader.com
100 Main and Midland
Lexington, KY 40508
(859) 231-3227
(800) 950-6397

Louisville Courier-Journal

(Kyle Tucker, Michael Grant)
sports@courier-journal.com
525 W. Broadway
Louisville, KY 40201
(502) 582-4011
(800) 765-4011

Murray Ledger & Time

(Ricky Martin, Jack Kees)
sports@murrayledger.com
1001 Whitnell Ave.
Murray, KY 42071
(270) 753-1916

Paducah Sun

(Dusty Luthy Shull)
dshull@paducahsun.com
P.O. Box 2300
Paducah, KY 42002
(270) 575-8665

Winchester Sun

(Keith Taylor)
ktaylor@winchestersun.com
(859) 744-3123

RADIO

WVLK Radio

(Scott Johnson)
news@WVLK.com
300 W. Vine St.
Lexington, KY 40507
(859) 253-5900

WLAP Radio, 630 AM

(Tim Ansted)
(859) 422-1000
timansted@clearchannel.com

WHAS Radio, 840 AM

(Lachlan McLean)
lach@whas.com
4000 #1 Radio Dr.
Louisville, KY 40218
(502) 479-2222

WLXG Radio, 1300 AM

(Chris Cross, Mike Cameron, Matthew Laurence)
celliott@lmcomm.com,
ccross@lmcomm.com
(859) 233-1515

WLW Radio, 700 AM

(Bill Dennison)
seg@700wlw.com
(513) 686-8300

Kentucky Sports Radio

(Matt Jones, Drew Franklin, Tyler Thompson)
(919) 308-6892
matt.jones@kentuckysportsradio.com

Kentucky News Network

(Nathan Butler)
operations@kentuckynews-network.com
(502) 479-2253

Tom Leach Productions

(Tom Leach)
tom@tomleachky.com;
leachreport@gmail.com
(859) 368-8276

Larry Glover Live

(Larry Glover)
larrygloverlive@gmail.com
(859) 338-8863

Big Blue Insider

(Dick Gabriel)
dickgabriel141@gmail.com
2601 Nicholasville Road



facebook/UKHoops



@ukhoopcats



@ukhoopcats



FOLLOWING THE CATS

MEDIA OUTLETS

SPECIALITY OUTLETS

The Cats' Pause
[247.com Affiliate]
(Darrell Bird, John Hale)
dbird@catspause.com
2623 Regency Road
Lexington, KY 40503
(859) 278-3474

247sports.com
(Chris Fisher)
c.fish00@gmail.com

Kentucky Scout
[Scout.com Affiliate]
(Jeff Drummond)
JDrumUK@gmail.com
(859) 629-8158

Cats Illustrated
(Rivals.com Affiliate)
(Brett Dawson, Ben Jones,
T.J. Walker)
bdaws96@gmail.com; jones.benjaminw@gmail.com

UK Sports Network
(Mike Dodson)
mike.dodson@imgworld.com
546 E. Main St.
Lexington, KY 40508
(859) 226-4678

Kentucky Alumni Communications
(Kelli Elam)
kelli.elam@uky.edu
400 Rose St.
King Alumni House
Lexington, KY 40506

KentuckySports.co
(Matt McCarthy)
(502) 889-1587
mattm@kentuckysports.co

KentuckySportsReport.com
(Larry Vaught, Lonny Demaree)
(859) 236-2551 ext. 253
larry@amnews.com
lonny.demaree@insightbb

KYForward.com
(Ashley Scoby)
659-213-0596

KYsportsconnection.com
(Tyler Mounce)
606-875-4053
kysportsconnection@gmail.com

BleedBlueKentucky.com
(Aaron Cordero)
(704) 798-5086
aseaofblue@gmail.com

BigBlueTimes.com
(Jonathan Mason)
(859) 595-4504
Jonathan@bigbluetimes.com

NationofBlue.com
(Scott Anderson)
(606) 375-6740
scott@nationofblue.com

TELEVISION STATIONS

WKYT-TV (CBS)
(Rob Bromley, Brian Milam,
Lee K. Howard, Steve Moss)
sportstip@wkyt.com
brian.milam@wkyt.com
rob.bromley@wkyt.com
lkhoward@wkyt.com
steve.moss@wkyt.com
2851 Winchester Road
Lexington, KY 40502
(859) 299-0411

WLEX-TV (NBC)
(Alan Cutler, Keith Farmer, Kyle Scott)
acutler@wlextv.com
kfarmer@wlex18.com
kscott@wlex18.com
P.O. Box 1457
Lexington, KY 40588
(859) 381-1801

WTVQ-TV (ABC)
(Alex Risen, Keenan Singleton)
arisen@wtvq.com
ksingleton@wtvq.com
6940 Man O War Blvd.
Lexington, KY 40509
(859) 299-3636

WDRB-TV (Fox)
(Tom Lane, John Lewis, Rick Bozich, Eric Crawford, Steven Andress)
doney@wdrb.com
jlewis@wdrb.com
ecrawford@wdrb.com
sandress@wdrb.com
624 W. Muhammad Ali Blvd.
Louisville, KY 40203
(502) 584-6441

WAVE-TV (NBC)
(Kendrick Haskins, Mike Hartnett, Kent Taylor, Brian Winner)
725 South Floyd
Louisville, KY 40203
(502) 561-4144
sports@wave3.com; ktaylor@wave3.com

WHAS-TV (ABC)
(Kent Spencer, Jeff Woods)
Kspencer@whas11.com
jwoods@whas11.com
520 W. Chestnut
Louisville, KY 40202
(502) 582-7256
(800) 367-3519

WLKY-TV (CBS)
(Fred Cowgill, Derek Forrest)
fcowgill@wlky.com
dforrest@wlky.com
1918 Mellwood Avenue
Louisville, KY 40206
(502) 893-7300;
(800) 359-6198

WYMT-TV (CBS)
(Josh McKinney, Jamie McCracken, Lauren Cash)
josh.mckinney@wymtnews.com
jamie.mccracken@wymtnews.com
lauren.cash@wymtnews.com
P.O. Box 1299
Hazard, KY 41702
(606) 436-5757
(800) 467-9968

WPSD-TV (NBC)
(Jeff Bidwell)
jbidwell@wpsdtv.com
100 Television Lane
Paducah, KY 42003
(270) 415-1993

CN2-TV
(T.J. Beisner, Ben Rainwater)
tj.beisner@twcable.com
4701 Commerce Crossings Road
Louisville, KY 40229
(502) 357-4773

RED AND BLUE REVIEW
(Garry Gupton)
ggupton@redandbluereview.net
(502) 594-1100

THE MATTHEW MITCHELL TV SHOW

The Matthew Mitchell Show, featuring highlights of recent games and player profiles, is hosted by Coach Mitchell along with co-host Christi Thomas. The show can be seen on Lexington's WKYT Channel 27 (Cable 2), Fox Sports South and on UKAthletics.com. Check local listings for dates and times.



CATS ON THE RADIO

MEDIA OUTLETS



The Matthew Mitchell Call-In Radio Show will run each Monday night throughout the regular season from 8-8:30 p.m. ET on the UK Radio Network live from the Cellar Bar & Grille on 3265 Landsdowne Drive in Lexington, Ky. Neil Price will serve as the host of the women's basketball coaches show for the 10th consecutive season. Fans have the opportunity to ask Coach Mitchell questions in person, by calling into the show or on Twitter @UKRadioNetwork.

UK SPORTS NETWORK AFFILIATES

Market	Frequency	Station
Cadiz	1110	WKDZ-AM
Dry Ridge	106.7	WNKR-FM
Harlan	105.1	WTUK-FM
Hopkinsville	1230	WHOP-AM
Lexington *	630	WLAP-AM
	105.5	WMJK-FM
Louisville	1080	WKJK-AM
	840	# WHAS-AM
Monticello	101.7	WKYM-FM
Morganfield	1550/101.3	WMSK-AM/FM
Whitesburg	920	WTCW-AM

* - ALL UK Hoops games

- Selected Sunday games only

NEIL PRICE PLAY-BY-PLAY BROADCASTER



Neil Price, a 19-year radio veteran, enters his 10th season as the voice of UK Hoops on the UK Sports Network. He also serves as the host of the Coach Matthew Mitchell and the Coach Gary Henderson radio show, the UK football pre-game show, the Wildcat Sports Update (a daily radio feature on the network, highlighting UK's Olympic sports programs), Big Blue Weekly (a one hour radio show focused on UK's Olympic sports programs), is the radio play-by-play announcer for UK Baseball and also provides play-by-play for the SEC Women's Basketball Tournament and SEC Baseball Tournament on the SEC Radio Network heard on XM Radio.

UK Hoops has advanced to postseason play in each of Price's nine seasons, including five consecutive NCAA Tournaments and appearances in the Elite Eight in 2010, 2012 and 2013. He also has been a part of two SEC titles, calling the action for a UK baseball squad that completed an historic worst-to-first turnaround to claim their first SEC championship in 2006, as well as providing the play-by-play for UK Hoops' 2012 SEC regular season championship title, their first in 30 years.

Price, a native of Russellville, Tenn., joined the UK Radio Network from Middle Tennessee State, where he spent three seasons as the school's broadcast coordinator. He called the action for the Blue Raiders' women's basketball and baseball teams, and was the sideline reporter for football broadcasts.

Price, a 2003 graduate of MTSU, received his bachelor's degree in mass communications with an emphasis in electronic media journalism. While working at MTSU, he also began his master's degree in physical education with an emphasis in sport management. Prior to MTSU, he attended Walters State Community College in Morristown, Tenn., where he earned an associates degree in general studies with an emphasis in broadcasting.

At the young age of 15, Price began working in the broadcasting business at WCRK in Morristown. He learned everything from serving as a studio producer for high school and college sports broadcasts to disc jockeying during morning and afternoon drives. He even worked as a part-time news anchor and reporter. It was also where he debuted as a radio sports broadcaster, serving as a play-by-play announcer and color commentator on Morristown East HS football, basketball, and baseball broadcasts.

Price, 34, resides in Lexington and is married to the former Beth Davis, a UK Hoops student manager (2002-06) and current staff support associate for women's basketball. Beth graduated with a bachelor's degree in exercise science in 2006 followed by a master's degree in sport leadership from UK in 2008.





OPPONENT MEDIA RELATIONS INFORMATION

ALABAMA

WBB Contact: Jessica Paré
Office Phone: (205) 348-3673
Email: jpare@ia.ua.edu
Web site: www.rolltide.com
Twitter: @AlabamaWBB
Head Coach: Kristy Curry

APPALACHIAN STATE

WBB Contact: Kelsey Campbell
Office Phone: (828) 262-7602
Email: campbellkm1@appstate.edu
Web site: www.appstatesports.com
Twitter: @AppStateWBB
Head Coach: Angel Elderkin

ARKANSAS

WBB Contact: Jeri Thorpe
Office Phone: (479) 575-1037
Email: jthorpe@uark.edu
Web site: www.ArkansasRazorbacks.com
Twitter: @RazorbackWBB
Head Coach: Jimmy Dykes

AUBURN

WBB Contact: Wes Todd
Office Phone: (334) 844-9800
Email: mcrouch@auburn.edu
Web site: www.auburntigers.com
Twitter: @Auburnwbb
Head Coach: Terri Williams-Flournoy

BAYLOR

WBB Contact: Julie Bennett
Office Phone: (254) 710-3043
Email: kenisha.rhone@belmont.edu
Web site: www.baylorbears.com
Twitter: @BaylorWBB
Head Coach: Kim Mulkey

BELMONT

WBB Contact: Kenisha Rhone
Office Phone: (615) 898-5270
Email: kenisha.rhone@belmont.edu
Web site: www.BelmontBruins.com
Twitter: @BelmontWBB
Head Coach: Cameron Newbauer

CENTRAL MICHIGAN

WBB Contact: Maria Schmidtke
Office Phone: (989) 774-3277
Email: schmi2ma@cmich.edu
Web site: www.cmuchippewas.com
Twitter: @CMUWBBall
Head Coach: Sue Guevara

DUKE

WBB Contact: Lindy Brown
Office Phone: (919) 684-2664
Email: lbrown@duaa.duke.edu
Web site: www.goduke.com
Twitter: Duke_WBB
Head Coach: Joanne P. McCallie

FLORIDA

WBB Contact: Kathy Cafazzo
Office Phone: (352) 375-4683
Email: kathyc@gators.ufl.edu
Web site: www.GatorZone.com
Twitter: @GatorZoneWBK
Head Coach: Amanda Butler

GEORGIA

WBB Contact: Mike Mobley
Office Phone: (706) 542-1621
Email: mmobley@sports.uga.edu
Web site: www.georgiadogs.com
Twitter: @UGA_WBB
Head Coach: Andy Landers

ILLINOIS

WBB Contact: Ben Taylor
Office Phone: (825) 217-6301
Email: bktaylor@illinois.edu
Web site: www.fightingillini.com
Twitter: @IlliniWBB
Head Coach: Matt Bollant

LOUISVILLE

WBB Contact: Ira Green
Office Phone: (502) 852-7711
Email: ira.green@louisville.edu
Web site: www.uoflsports.com
Twitter: @UoflWBB
Head Coach: Jeff Walz

LSU

WBB Contact: Matt Dunaway
Office Phone: (225) 578-8204
Email: mdunaway@lsu.edu
Web site: www.LSUSports.net
Twitter: @LSUwbb
Head Coach: Nikki Caldwell

MIDDLE TENNESSEE

WBB Contact: Tony Stinnett
Office Phone: (615) 898-5270
Email: stinnett@goblueraiders.com
Web site: www.GoBlueRaiders.com
Twitter: @MT_WBB
Head Coach: Rick Insell

MISSISSIPPI STATE

WBB Contact: Brock Turnipseed
Office Phone: (662) 325-7556
Email: bturnipseed@athletics.msstate.edu
Web site: www.hailstate.com
Twitter: @mstateWBK
Head Coach: Vic Schaefer

MISSOURI

WBB Contact: Jennifer Dewar
Office Phone: (573) 884-9486
Email: dewarj@missouri.edu
Web site: www.mutigers.com
Twitter: @MizzouWBB
Head Coach: Robin Pingeton

MOREHEAD STATE

WBB Contact: Matt Segal
Office Phone: (615) 898-5270
Email: m.segal@moreheadstate.edu
Web site: www.MSUEagles.com
Twitter: @MSUEagles
Head Coach: Greg Todd

NORTHERN KENTUCKY

WBB Contact: Kelli Marskbury
Office Phone: (820) 658-4100
Email: moynahank@nku.edu
Web site: www.nkunorse.com
Twitter: @NKUNorse
Head Coach: Dawn Plitzuweit

OKLAHOMA

WBB Contact: Liz Smith
Office Phone: (470) 259-2107
Email: liz.smith@ou.edu
Web site: www.soonersports.com
Twitter: @OU_WBBall
Head Coach: Sherri Coale

OLE MISS

WBB Contact: Jessica Poole
Office Phone: (662) 915-7896
Email: Jepoole1@olemiss.edu
Web site: www.OleMissSports.com
Twitter: @OleMissWBB
Head Coach: Matt Insell

SOUTH CAROLINA

WBB Contact: Diana Koval
Office Phone: (803)-777-7977
Email: dkoval@mailbox.sc.edu
Web site: www.GamecocksOnline.com
Twitter: @GamecockWBB
Head Coach: Dawn Staley

SOUTH FLORIDA

WBB Contact: Mark Heise
Office Phone: (520) 518-7100
Email: mheise@usf.edu
Web site: www.gousfbulls.com
Twitter: @USFWBB
Head Coach: Jose Fernandez

TENNESSEE

WBB Contact: Eric Trainer
Office Phone: (865) 974-8173
Email: etrainer@utk.edu
Web site: www.UTSports.com
Twitter: @LadyVol_Hoops
Head Coach: Holly Warlick

TENNESSEE STATE

WBB Contact: Jose Garcia
Office Phone: (615) 898-5270
Email: jgarcia1@tnstate.edu
Web site: www.TSUTigers.com
Twitter: @TSU_Tigers
Head Coach: Larry Joe Inman

TEXAS A&M

WBB Contact: David Waxman
Office Phone: (979) 862-5423
Email: dwaxman@athletics.tamu.edu
Web site: www.aggieathletics.com
Twitter: @AggieWBB
Head Coach: Gary Blair

VANDERBILT

WBB Contact: David Dawson
Office Phone: (615) 343-5823
Email: david.dawson@vanderbilt.edu
Web site: www.vucommadores.com
Twitter: @VandyWBB
Head Coach: Melanie Balcomb



2014-15 OPPONENTS

APPALACHIAN STATE

QUICK FACTS

Location: Boone, N.C.
 Enrollment: 17,589
 Founded: 1899
 Conference: Southern
 Nickname: Mountaineers
 Colors: Black & Gold
 Arena (Capacity): Holmes Center (8,325)
 President: Dr. Kenneth Peacock
 Athletics Director: Charlie Cobb

COACHING STAFF

Head Coach (Alma Mater): Angel Elderkin
 Record at Appalachian State: First season
 Overall Record: First season
 Assistant Coaches: Jessica Jackson and TBA

KENTUCKY VS. APPALACHIAN STATE

Series Record: First meeting
 At Lexington: n/a
 At Appalachian State: n/a
 At Neutral: n/a
 Overall Streak: n/a
 Last Game: n/a

OPPONENT TEAM INFO

2013-14 Record: 13-16
 Conference Record (Place): 10-8(4th)
 Starters Returning/Lost: 4/1
 Letterwinners Returning/Lost: 8/4
 Postseason: None

BAYLOR

QUICK FACTS

Location: Waco, Texas
 Enrollment: 15,364
 Founded: 1845
 Conference: Big 12
 Nickname: Lady Bears
 Colors: Green and Gold
 Arena (Capacity): Ferrell Center (10,284)
 President: Ken Starr
 Athletics Director: Ian McCaw

COACHING STAFF

Head Coach (Alma Mater): Kim Mulkey (Louisiana Tech, '84)
 Record at Baylor: 404-86 (15th season)
 Overall Record: Same
 Associate Head Coach: Bill Brock
 Assistant Coaches: Sytia Messer, Toyelle Wilson

KENTUCKY VS. BAYLOR

Series Record: 1-2
 At Lexington: n/a
 At Baylor: 0-1
 At Neutral: 1-1
 Overall Streak: Baylor has won one
 Last Game: March 29, 2014, BU 90 - UK 72 (N)

OPPONENT TEAM INFO

2013-14 Record: 32-5
 Conference Record (Place): 16-2 (1st)
 Starters Returning/Lost: 4/1
 Letterwinners Returning/Lost: 8/5
 Postseason: NCAA Tournament, Elite Eight

MOREHEAD STATE

QUICK FACTS

Location: Morehead, Ky.
 Enrollment: 5,740
 Founded: 1906
 Conference: Ohio Valley
 Nickname: Eagles
 Colors: Blue and Yellow
 Arena (Capacity): Johnson Arena (6,500)
 President: Dr. Wayne D. Andrews
 Athletics Director: Brian Hutchinson

COACHING STAFF

Head Coach (Alma Mater): Greg Todd (Eastern Kentucky '74)
 Record at MSU: First season
 Overall Record: 548-144 (23rd season)
 Assistant Coaches: Jim Brown, Lazar Milinkovic, Britany Parker

KENTUCKY VS. MOREHEAD STATE

Series Record: 25-4
 At Lexington: 16-1
 At MSU: 9-1
 At Neutral: 0-3
 Overall Streak: UK has won nine
 Last Game: Nov. 23, 2012, UK 73 - MSU 37 (H)

OPPONENT TEAM INFO

2013-14 Record: 12-17
 Conference Record (Place): 6-10(10th)
 Starters Returning/Lost: 3/2
 Letterwinners Returning/Lost: 9/5
 Postseason: None

CENTRAL MICHIGAN

QUICK FACTS

Location: Mount Pleasant, Mich.
 Enrollment: 27,693
 Founded: 1892
 Conference: Mid-American
 Nickname: Chippewas
 Colors: Maroon & Gold
 Arena (Capacity): McGuirk Arena (5,300)
 President: Dr. George E. Ross
 Athletics Director: Dave Heeke

COACHING STAFF

Head Coach (Alma Mater): Sue Guevara (Saginaw Valley State, '82)
 Record at Central Michigan: 117-105 (7th season)
 Overall Record: 240-187 (14th season)
 Associate Head Coach: Heather Oesterle
 Assistant Coaches: Raina Harmon, Andrew Wodrich

KENTUCKY VS. CENTRAL MICHIGAN

Series Record: 1-0
 At Lexington: 1-0
 At Central Michigan: n/a
 At Neutral: n/a
 Overall Streak: UK has won one
 Last Game: Nov. 17, 2013, UK 96 - CMU 74 (H)

OPPONENT TEAM INFO

2013-14 Record: 20-12
 Conference Record (Place): 12-2 (1st)
 Postseason: NCAA Tournament, First Round

ILLINOIS

QUICK FACTS

Location: Champaign, Ill.
 Enrollment: 44,250
 Founded: 1867
 Conference: Big 10
 Nickname: Fighting Illini
 Colors: Orange & Blue
 Arena (Capacity): State Farm Center (16,618)
 President: Robert Easter
 Athletics Director: Mike Thomas



COACHING STAFF

Head Coach (Alma Mater): Mike Bolland (Winona State '94)
 Record at Illinois: 25-35 (3rd season)
 Overall Record: 310-90 (12 seasons)
 Assistant Coaches: Mike Divibiss, LaKale Malone, Tianna Kirkland

KENTUCKY VS. ILLINOIS

Series Record: 2-3
 At Lexington: 1-1
 At Illinois: 1-2
 At Neutral: 0-0
 Overall Streak: Illinois has won three
 Last Game: Dec. 18, 1988, ILL 84 - UK 71 (A)

OPPONENT TEAM INFO

2013-14 Record: 9-21
 Conference Record (Place): 2-14 (12th)
 Starters Returning/Lost: 3/2
 Letterwinners Returning/Lost: 6/8
 Postseason: None

OKLAHOMA

QUICK FACTS

Location: Norman, Okla.
 Enrollment: 30,754
 Founded: 1890
 Conference: Big XII
 Nickname: Sooners
 Colors: Crimson & Cream
 Arena (Capacity): Lloyd Noble Center (12,000)
 President: David L. Boren
 Athletics Director: Joe Castiglione



COACHING STAFF

Head Coach (Alma Mater): Sherri Coale (Oklahoma Christian, '87)
 Record at Oklahoma.: 399-194 (20th season)
 Overall Record: Same
 Assistant Coaches: Jan Ross, Pan DeCosta, Chad Thraikill

KENTUCKY VS. OKLAHOMA

Series Record: 0-1
 At Lexington: 0-0
 At Oklahoma: 0-0
 At Neutral: 0-1
 Overall Streak: OU has won one
 Last Game: March. 30, 2010, UK 68 - OU 86 (N)

OPPONENT TEAM INFO

2013-14 Record: 18-15
 Conference Record (Place): 9-9 (6th)
 Starters Returning/Lost: 3/2
 Letterwinners Returning/Lost: 9/3
 Postseason: NCAA Tournament, First Round



2014-15 OPPONENTS

SOUTH FLORIDA

QUICK FACTS

Location: Tampa, Fla.
 Enrollment: 47,122
 Founded: 1956
 Conference: American Athletic
 Nickname: Bulls
 Colors: Green and Gold
 Arena (Capacity): Sun Dome (10,000)
 President: Dr. Judy L. Genshaft
 Athletics Director: Dr. W. Robert Sullins



COACHING STAFF

Head Coach (Alma Mater): Jose Fernandez (FIU '94)
 Record at USF: 211-195 (14th season)
 Assistant Coaches: Michele Woods-Baxter, Desma Thomas
 Bateast

KENTUCKY VS. USF

Series Record: 1-0
 At Lexington: 1-0
 At USF: 0-0
 At Neutral: n/a
 Overall Streak: UK has won one
 Last Game: Jan. 14, 1983, UK 93 - USF 65 (H)

OPPONENT TEAM INFO

2013-14 Record: 22-11
 Conference Record (Place): 9-7 (8th)
 Starters Returning/Lost: 3/2
 Letterwinners Returning/Lost: 6/8
 Postseason: NCAA Tournament, Second Round

NORTHERN KENTUCKY

QUICK FACTS

Location: Highlands Heights, Ky.
 Enrollment: 15,650
 Founded: 1968
 Conference: Atlantic Sun
 Nickname: Norse
 Colors: Black, Gold & White
 Arena (Capacity): The Bank of KY Center (9,400)
 President: Geoff Mearns
 Athletics Director: Ken Bothof

COACHING STAFF

Head Coach (Alma Mater): Dawn Plitziweit (NKU, '78)
 Record at NKU: 15-13 (2nd season)
 Overall Record: 132-52 (7th season)
 Assistant Coaches: Lynn Plett, Karmen Graham, Courtney Boylan

KENTUCKY VS. NORTHERN KENTUCKY

Series Record: 10-4
 At Lexington: 6-4
 At NKU: 4-0
 At Neutral: 0-0
 Overall Streak: UK has won five
 Last Game: Nov. 26, 1990, UK 97 - NKU 79 (H)

OPPONENT TEAM INFO

2013-14 Record: 15-13
 Conference Record (Place): 12-6 (4th)
 Starters Returning/Lost: 2/3
 Letterwinners Returning/Lost: 6/5
 Postseason: None

LOUISVILLE

QUICK FACTS

Location: Louisville, Ky.
 Enrollment: 22,000
 Founded: 1798
 Conference: Big East
 Nickname: Cardinals
 Colors: Black and Red
 Arena (Capacity): KFC Yum! Center (22,000)
 President: Dr. James Ramsey
 Athletics Director: Tom Jurich

COACHING STAFF

Head Coach (Alma Mater): Jeff Walz (Northern Kentucky, '95)
 Record at Louisville: 181-70 (8th season)
 Overall Record: Same
 Assistant Coaches: Stephanie Norman, Sam Purcell, Samantha Williams

KENTUCKY VS. LOUISVILLE

Series Record: 32-18
 At Lexington: 21-4
 At Louisville: 10-13
 At Neutral: 1-1
 Overall Streak: UK has won three
 Last Game: Dec. 1 2013, UK 69 - UL 64 (H)

OPPONENT TEAM INFO

2013-14 Record: 33-5
 Conference Record (Place): 16-2 (1st)
 Postseason: NCAA Tournament, Elite Eight

MIDDLE TENNESSEE

QUICK FACTS

Location: Murfreesboro, Tenn.
 Enrollment: 25,394
 Founded: 1911
 Conference: Sun Belt
 Nickname: Blue Raiders
 Colors: Royal Blue and White
 Arena (Capacity): Murphy Center (11,520)
 President: Dr. Terry Whiteside
 Athletics Director: Chris Massaro

COACHING STAFF

Head Coach (Alma Mater): Rick Insell (MTSU, '77)
 Record at MTSU.: 228-67 (10th season)
 Overall Record: Same
 Assistant Coaches: Kim Brewton, Alysha Clark, Shalon Pillow

KENTUCKY VS. MIDDLE TENNESSEE

Series Record: 12-4
 At Lexington: 7-1
 At MTSU: 4-3
 At Neutral: n/a
 Overall Streak: UK has won two
 Last Game: Nov. 24, 2013, UK 84 - MTSU 72 (A)

OPPONENT TEAM INFO

2013-14 Record: 29-5
 Conference Record (Place): 15-1 (1st, East)
 Starters Returning/Lost: 3/2
 Letterwinners Returning/Lost: 9/3
 Postseason: NCAA Tournament, First Round

BELMONT

QUICK FACTS

Location: Nashville, Tenn.
 Enrollment: 7,301
 Founded: 1890
 Conference: Ohio Valley
 Nickname: Bruins
 Colors: Navy, Red and White
 Arena (Capacity): Curb Event Venter (5,000)
 President: Dr. Robert C. Fisher
 Athletics Director: Mike Strickland

COACHING STAFF

Head Coach (Alma Mater): Cameron Newbauer (IPFW, '01)
 Record at Belmont: 14-18 (3rd season)
 Overall Record: Same
 Assistant Coaches: Carley Kuhns, Jon Bollier, L'Tona Lamonte

KENTUCKY VS. BELMONT

Series Record: 2-1
 At Lexington: 1-1
 At Belmont: 1-0
 At Neutral: n/a
 Overall Streak: UK has won one
 Last Game: Jan. 18, 1988, UK 79 - BU 75 (H)

OPPONENT TEAM INFO

2013-14 Record: 14-18
 Conference Record (Place): 10-6 (1st)
 Starters Returning/Lost: 5/0
 Letterwinners Returning/Lost: 13/1
 Postseason: None

DUKE

QUICK FACTS

Location: Durham, N.C.
 Enrollment: 6,526
 Founded: 1838
 Conference: Atlantic Coast
 Nickname: Blue Devils
 Colors: Duke Blue and White
 Arena (Capacity): Cameron Indoor Stadium (9,314)
 President: Dr. Richard H. Brodhead
 Athletics Director: Kevin White

COACHING STAFF

Head Coach (Alma Mater): Joanne P. McCallie (Northwestern, '87)
 Record at Duke: 192-42 (8 seasons)
 Overall Record: 518-190 (22nd season)
 Assistant Coaches: Al Brown, Candice M. Jackson, Hernando Planells

KENTUCKY VS. DUKE

Series Record: 1-4
 At Lexington: 1-1
 At Duke: 0-1
 At Neutral: 0-2
 Overall Streak: DU has won one
 Last Game: Dec. 22, 2013, UK 61 - Duke 69 (H)

OPPONENT TEAM INFO

2013-14 Record: 28-7
 Conference Record (Place): 12/4 (1st)
 Starters Returning/Lost: 3/2
 Letterwinners Returning/Lost: 11/2
 Postseason: NCAA Tournament, Second Round



2014-15 OPPONENTS

TENNESSEE STATE

QUICK FACTS

Location: Nashville, Tenn.
 Enrollment: 9,165
 Founded: 1912
 Conference: Ohio Valley
 Nickname: Lady Tigers
 Colors: Reflex Blue & White
 Arena (Capacity): Gentry Center (10,600)
 President: Dr. Glenna Glover
 Athletics Director: Teresa L. Phillips

COACHING STAFF

Head Coach (Alma Mater): Larry Joe Inman (Austin Peay '70)
 Record at Tennessee State: 25-33 (3rd season)
 Overall Record: 505-350 (30th season)
 Assistant Coaches: Joe Bonham, Chlesia Lymon, Le'coe Willingham

KENTUCKY VS. TENNESSEE STATE

Series Record: 3-0
 At Lexington: 2-0
 At TSU: 1-0
 At Neutral: n/a
 Overall Streak: UK has won three
 Last Game: Dec. 22, 2005, UK 105 - TSU 45 (H)

OPPONENT TEAM INFO

2013-14 Record: 12-18
 Conference Record (Place): 9-7 (4th-East)
 Postseason: None
 Starters Returning/Lost: 4/1
 Letterwinners Returning/Lost: 10/3
 Postseason: None

ALABAMA

QUICK FACTS

Location: Tuscaloosa, Ala.
 Enrollment: 33,602
 Founded: 1831
 Conference: Southeastern
 Nickname: Crimson Tide
 Colors: Crimson & White
 Arena (Capacity): Foster Auditorium (3,800)
 President: Dr. Judy Bonner
 Athletics Director: Bill Battle

COACHING STAFF

Head Coach (Alma Mater): Kristy Curry (Northeast Louisiana, '88)
 Record at Alabama: Second season
 Overall Record: 325-165 (16th season)
 Assistant Coaches: Shereka Wright, Kelly Curry, Terry Nooner

KENTUCKY VS. ALABAMA

Series Record: 24-17
 At Lexington: 12-6
 At Tuscaloosa: 9-10
 At Neutral: 3-1
 Overall Streak: Alabama has won one
 Last Game: Jan. 23, 2014, UK 55 - Bama 57 (H)

OPPONENT TEAM INFO

2013-14 Record: 14-16
 Conference Record (Place): 7-9 (10th)
 Starters Returning/Lost: 2/3
 Letterwinners Returning/Lost: 6/7
 Postseason: None

OLE MISS

QUICK FACTS

Location: Oxford Miss.
 Enrollment: 21,535
 Founded: 1848
 Conference: Southeastern
 Nickname: Rebels
 Colors: Cardinal Red and Navy Blue
 Arena (Capacity): C.M.Tad Smith Coliseum (8,867)
 President: Dr. Daniel W. Jones
 Athletics Director: Ross Bjork

COACHING STAFF

Head Coach (Alma Mater): Matt Insell (Middle Tennessee, '07)
 Record at Mississippi: Second season
 Overall Record: Second season
 Assistant Coaches: Alex Simmons, Tai Dillard, Todd Schafer

KENTUCKY VS. OLE MISS

Series Record: 15-20
 At Lexington: 8-8
 At Oxford: 6-11
 At Neutral: 1-1
 Overall Streak: UK has won five
 Last Game: Feb. 13, 2014, UK 108 - Ole Miss 78 (H)

OPPONENT TEAM INFO

2013-14 Record: 12-20
 Conference Record (Place): 2-14 (14th)
 Starters Returning/Lost: 3/1
 Letterwinners Returning/Lost: 8/3
 Postseason: None

AUBURN

QUICK FACTS

Location: Auburn, Ala.
 Enrollment: 25,134
 Founded: 1856
 Conference: Southeastern
 Nickname: Tigers
 Colors: Orange and Blue
 Arena (Capacity): Auburn Arena (9,121)
 President: Dr. Jay Gogue
 Athletics Director: Jay Jacobs

COACHING STAFF

Head Coach (Alma Mater): Terri Williams-Flournoy (Penn State, '91)
 Record at Auburn: 38-30 (3rd season)
 Overall Record: 181-134 (10th season)
 Assistant Coaches: Ty Evans, Caroline McCombs, Adrian Walters

KENTUCKY VS. AUBURN

Series Record: 18-25
 At Lexington: 7-11
 At Auburn: 8-10
 At Neutral: 3-5
 Overall Streak: UK has won six
 Last Game: Jan 19, 2014, UK 73 - AUB 71 (A)

OPPONENT TEAM INFO

2013-14 Record: 19-15
 Conference Record (Place): 7-9 (11th)
 Starters Returning/Lost: 3/2
 Letterwinners Returning/Lost: 6/6
 Postseason: WNIT, Quarterfinals

SOUTH CAROLINA

QUICK FACTS

Location: Columbia, S.C.
 Enrollment: 31,288
 Founded: 1801
 Conference: Southeastern
 Nickname: Gamecocks
 Colors: Garnet and Black
 Arena (Capacity): Colonial Life Arena (18,000)
 President: Dr. Harris Pastides
 Athletics Director: Ray Tanner

COACHING STAFF

Head Coach (Alma Mater): Dawn Staley (Virginia, '92)
 Record at South Carolina: 121-77 (7th season)
 Overall Record: 293-151 (15th season)
 Associate Head Coach: Lisa Boyer
 Assistant Coaches: Nikki McCray, Darius Taylor

KENTUCKY VS. SOUTH CAROLINA

Series Record: 32-21
 At Lexington: 19-6
 At Columbia: 9-15
 At Neutral: 4-0
 Overall Streak: UK has won one
 Last Game: March 8, 2014, UK 68 - USC 58 (N)

OPPONENT TEAM INFO

2013-14 Record: 29-5
 Conference Record (Place): 14-2 (1st)
 Starters Returning/Lost: 2/3
 Letterwinners Returning/Lost: 6/3
 Postseason: NCAA Tournament, Second Round

FLORIDA

QUICK FACTS

Location: Gainesville, Fla.
 Enrollment: 49,785
 Founded: 1853
 Conference: Southeastern
 Nickname: Gators
 Colors: Orange and Blue
 Arena (Capacity): Stephen C. O'Connell Center (11,373)
 President: Dr. J. Bernard Machen
 Athletics Director: Jeremy Foley

COACHING STAFF

Head Coach (Alma Mater): Amanda Butler (Florida, '95)
 Record at Florida: 140-105 (8th season)
 Overall Record: 180-117 (10th season)
 Assistant Coaches: Angela Crosby, David Lowery and Muriel Page

KENTUCKY VS. FLORIDA

Series Record: 26-24
 At Lexington: 13-10
 At Gainesville: 9-11
 At Neutral: 4-3
 Overall Streak: UK has won one
 Last Game: March 7, 2014, UK 75 - UF 70 (N)

OPPONENT TEAM INFO

2013-14 Record: 20-13
 Conference Record (Place): 12-4 (T-5th)
 Starters Returning/Lost: 3/2
 Letterwinners Returning/Lost: 6/4
 Postseason: NCAA Tournament, First Round



2014-15 OPPONENTS

LSU

QUICK FACTS

Location: Baton Rouge, La.
 Enrollment: 29,549
 Founded: 1860
 Conference: Southeastern
 Nickname: Lady Tigers
 Colors: Purple and Gold
 Arena (Capacity): Pete Maravich Assembly Ctr. (13,215)
 President: Dr. F. King Alexander
 Athletics Director: Joe Alleva

COACHING STAFF

Head Coach (Alma Mater): Nikki Caldwell (Tennessee, '94)
 Record at LSU: 66-36 (4th season)
 Overall Record: 138-62 (7th season)
 Assistant Coaches: Tasha Butts, Angel Elderkin, Tony Perotti,

KENTUCKY VS. LSU

Series Record: 12-31
 At Lexington: 7-10
 At Baton Rouge: 3-13
 At Neutral: 2-8
 Overall Streak: UK has won one
 Last Game: Feb. 2, 2014, UK 63 - LSU 58 (H)

OPPONENT TEAM INFO

2013-14 Record: 21-13
 Conference Record (Place): 7-9 (6th)
 Starters Returning/Lost: 4/1
 Letterwinners Returning/Lost: 7/2
 Postseason: NCAA Tournament, Sweet 16

MISSOURI

QUICK FACTS

Location: Columbia, Mo.
 Enrollment: 34,748
 Founded: 1839
 Conference: Southeastern
 Nickname: Tigers
 Colors: Old Gold and Black
 Arena (Capacity): Mizzou Arena (15,061)
 President: Timothy M. Wolfe
 Athletics Director: Mike Alden

COACHING STAFF

Head Coach (Alma Mater): Robin Pingeton (St. Ambrose, '90)
 Record at Missouri: 60-65 (5th season)
 Overall Record: 386-218 (20th season)
 Assistant Coaches: Jenny Putnam, Willie Cox, Michael Porter

KENTUCKY VS. MISSOURI

Series Record: 3-1
 At Lexington: 2-0
 At Columbia: 1-0
 At Neutral: 0-1
 Overall Streak: UK has won two
 Last Game: Jan. 12, 2014, UK 80 - MU 69 (H)

OPPONENT TEAM INFO

2013-14 Record: 17-14
 Conference Record (Place): 6-10 (8th)
 Starters Returning/Lost: 2/3
 Letterwinners Returning/Lost: 8/4
 Postseason: WNIT, First Round

TENNESSEE

QUICK FACTS

Location: Knoxville, Tenn.
 Enrollment: 27,523
 Founded: 1794
 Conference: Southeastern
 Nickname: Lady Volunteers
 Colors: Orange and White
 Arena (Capacity): Thompson-Bowling Arena (21,678)
 President: Dr. Joseph DiPietro
 Athletics Director: Dave Hart

COACHING STAFF

Head Coach (Alma Mater): Holly Warlick (Tennessee, '81)
 Record at Tennessee: 56-14 (3rd season)
 Overall Record: 56-14 (3rd season)
 Assistant Coaches: Kyra Elzy, Jollette Law,
 Dean Lockwood

KENTUCKY VS. TENNESSEE

Series Record: 10-50
 At Lexington: 7-21
 At Knoxville: 3-21
 At Neutral: 0-7
 Overall Streak: UT has won one
 Last Game: March 9, 2014, UK 70 - UT 71 (N)

OPPONENT TEAM INFO

2013-14 Record: 29-6
 Conference Record (Place): 13-3 (2nd)
 Starters Returning/Lost: 3/2
 Letterwinners Returning/Lost: 7/3
 Postseason: NCAA Tournament, Sweet 16

GEORGIA

QUICK FACTS

Location: Athens, Ga.
 Enrollment: 34,816
 Founded: 1785
 Conference: Southeastern
 Nickname: Bulldogs
 Colors: Black and Red
 Arena (Capacity): Stageman Coliseum (10,523)
 President: Jere W. Morehead
 Athletics Director: Greg McGarity

COACHING STAFF

Head Coach (Alma Mater): Andy Landers (Tenn. Tech, '74)
 Record at Georgia: 843-287 (36th season)
 Overall Record: 925-316 (40th season)
 Associate Head Coach: Joni Crenshaw
 Assistant Coaches: Angie Johnson, Robert Mosley

KENTUCKY VS. GEORGIA

Series Record: 14-36
 At Lexington: 8-13
 At Athens: 4-17
 At Neutral: 2-6
 Overall Streak: UGA has won two
 Last Game: Jan 30, 2014, UGA 58 - UK 56 (A)

OPPONENT TEAM INFO

2013-14 Record: 20-12
 Conference Record (Place): 7-9 (7th)
 Starters Returning/Lost: 2/3
 Letterwinners Returning/Lost: 8/5
 Postseason: NCAA Tournament, Second Round

VANDERBILT

QUICK FACTS

Location: Nashville, Tenn.
 Enrollment: 6,796
 Founded: 1873
 Conference: Southeastern
 Nickname: Commodores
 Colors: Black and Gold
 Arena (Capacity): Memorial Gymnasium (14,316)
 Chancellor: Nicholas S. Zeppos
 Athletics Director: David Williams

COACHING STAFF

Head Coach (Alma Mater): Melanie Balcomb (Trenton St. '84)
 Record at Vanderbilt: 272-119 (13th season)
 Overall Record: 440-223 (22nd season)
 Associate Head Coach: Tom Garrick
 Assistant Coaches: Ashley Earley, Kim Rosamond

KENTUCKY VS. VANDERBILT

Series Record: 20-27
 At Lexington: 11-10
 At Nashville: 6-14
 At Neutral: 3-3
 Overall Streak: UK has won seven
 Last Game: March 2, 2014, UK 65 - VU 63 (H)

OPPONENT TEAM INFO

2013-14 Record: 21-12
 Conference Record (Place): 9-7 (7th)
 Starters Returning/Lost: 3/2
 Letterwinners Returning/Lost: 8/6
 Postseason: NCAA Tournament, Second Round

MISSISSIPPI STATE

QUICK FACTS

Location: Starkville, Miss.
 Enrollment: 20,500
 Founded: 1878
 Conference: Southeastern
 Nickname: Bulldogs
 Colors: Maroon & White
 Arena (Capacity): Humphrey Coliseum (10,500)
 President: Dr. Mark Keenum
 Athletics Director: Scott Stricklin

COACHING STAFF

Head Coach (Alma Mater): Vic Schaefer (Texas A&M, '84)
 Record at MSU: 35-31 (3rd season)
 Overall Record: 115-141 (10th season)
 Associate Head Coach: Johnnie Harris
 Assistant Coaches: Aqua Franklin, Elena Lovato

KENTUCKY VS. MISSISSIPPI STATE

Series Record: 23-17
 At Lexington: 10-8
 At Starkville: 9-8
 At Neutral: 4-1
 Overall Streak: UK has won seven
 Last Game: Feb. 27, 2014, UK 81 - MSU 74 OT (A)

OPPONENT TEAM INFO

2013-14 Record: 13-17
 Conference Record (Place): 5-11 (T-11th)
 Starters Returning/Lost: 4/1
 Letterwinners Returning/Lost: 8/4
 Postseason: None



2014-15 OPPONENTS

TEXAS A&M

QUICK FACTS

Location: College Station, Texas
 Enrollment: 53,219
 Founded: 1872
 Conference: Southeastern
 Nickname: Aggies
 Colors: Maroon and White
 Arena (Capacity): Reed Arena (12,989)
 President: Dr. R. Bowen Loftin
 Athletics Director: Eric Hyman

COACHING STAFF

Head Coach (Alma Mater): Gary Blair (Texas Tech, '72)
 Record at TAMU: 264-109 (13th season)
 Overall Record: 672-272 (31st season)
 Associate Head Coach: Kelly Bond-White
 Assistant Coaches: Bob Starkey, Amy Wright

KENTUCKY VS. TEXAS A&M

Series Record: 3-1
 At Lexington: 1-0
 At College Station: 2-0
 At Neutral: 0-1
 Overall Streak: UK has won one
 Last Game: Feb. 23, 2014, UK 83 - TAMU 74 (A)

OPPONENT TEAM INFO

2013-14 Record: 27-9
 Conference Record (Place): 13-3 (4th)
 Starters Returning/Lost: 2/3
 Letterwinners Returning/Lost: 8/5
 Postseason: NCAA Tournament, Elite Eight

ARKANSAS

QUICK FACTS

Location: Fayetteville, Ark.
 Enrollment: 24,595
 Founded: 1871
 Conference: Southeastern
 Nickname: Razorbacks
 Colors: Cardinal & White
 Arena (Capacity): Bud Walton Arena (19,200)
 Chancellor: Dr. G. David Gearhart
 Athletics Director: Jeff Long

COACHING STAFF

Head Coach (Alma Mater): Jimmy Dykes (Arkansas, '85)
 Record at Arkansas: 0-0 (1st season)
 Overall Record: 0-0 (1st season)
 Assistant Coaches: Tari Cummings, Christy Smith, Simeon Hinsley

KENTUCKY VS. ARKANSAS

Series Record: 18-13
 At Lexington: 12-3
 At Fayetteville: 4-9
 At Neutral: 2-1
 Overall Streak: Kentucky has won four
 Last Game: Jan. 26, 2014, UK 68 - ARK 58 (H)

OPPONENT TEAM INFO

2013-14 Record: 20-13
 Conference Record (Place): 6-10 (T-8th)
 Starters Returning/Lost: 3/2
 Letterwinners Returning/Lost: 5/7
 Postseason: WNIT, Second Round



2014 REEF DIVISION WOMEN'S TOURNAMENT

GAME	VISITING TEAM	HOME TEAM
Game #1: Nov. 27 at 7:00 PM	Illinois	Kentucky
Game #2: Nov. 27 at 9:15 PM	Oklahoma	South Florida
Game #3: Nov. 28 at 7:00 PM	Kentucky	Oklahoma
Game #4: Nov. 28 at 9:15 PM	South Florida	Illinois
Game #5: Nov. 29 at 7:00 PM	Illinois	Oklahoma
Game #6: Nov. 29 at 9:15 PM	Kentucky	South Florida

TIE BREAKERS:

- 1: Head-to-Head
- 2: Net Margin in head-to-head
- 3: Total points in head-to-head
- 4: Net Margin all games
- 5: Total points in all games
- 6: Most 3 pointers in all games
- 7: Most field goals in all games

GAME TIMES ARE SUBJECT TO CHANGE

Note: All times are Atlantic Standard Time (Eastern Standard Time plus one hour)



2014-15 UK HOOPS SCHEDULE

Date	Opponent	TV/Live Stream	Site	Time
Nov. 6 (Thurs)	PIKEVILLE (EXH)	SECN+	LEXINGTON	7 p.m.
Nov. 14 (Fri)	APPALACHIAN STATE	SECN+	LEXINGTON	7 p.m.
Nov. 17 (Mon)	BAYLOR (Pack the House)	ESPN2 ^	LEXINGTON (Rupp Arena)	7 p.m.
Nov. 19 (Wed)	MOREHEAD STATE (Terry Hall Memorial)	SECN+	LEXINGTON	11 a.m.
Nov. 22 (Sat)	at Central Michigan	cmuchippewas.com	Mount Pleasant, Mich.	8 p.m.
Nov. 27-29	at Paradise Jam Island Tournament (N1)		St. Thomas, Virgin Islands	
Nov. 27	vs. Illinois	Paradisejam.com		6 p.m.
Nov. 28	vs. Oklahoma	Paradisejam.com		6 p.m.
Nov. 29	vs. South Florida	Paradisejam.com		8:15 p.m.
Dec. 3 (Wed)	NORTHERN KENTUCKY	SECN+	LEXINGTON	7 p.m.
Dec. 7 (Sun)	at Louisville	gocards.com	Louisville, Ky.	2 p.m.
Dec. 12 (Fri)	MIDDLE TENNESSEE STATE	SEC Network ^	LEXINGTON	9 p.m.
Dec. 14 (Sun)	BELMONT	SEC Network ^	LEXINGTON	6 p.m.
Dec. 21 (Sun)	at Duke	ESPN2 ^	Durham, N.C.	3 p.m.
Dec. 28 (Sun)	TENNESSEE STATE	SECN+	LEXINGTON	2 p.m.
Jan. 2 (Fri)	at Alabama	SECN+	Tuscaloosa, Ala.	3 p.m.
Jan. 4 (Sun)	OLE MISS	SEC Network ^	LEXINGTON	2 p.m.
Jan. 8 (Thurs)	AUBURN	SECN+	LEXINGTON	7 p.m.
Jan. 11 (Sun)	at South Carolina	ESPN2 ^	Columbia, S.C.	1 p.m.
Jan. 15 (Thurs)	FLORIDA	SEC Network ^	LEXINGTON	7 p.m.
Jan. 18 (Sun)	at LSU	ESPNU ^	Baton Rouge, La.	2 p.m.
Jan. 25 (Sun)	at Missouri	SEC Network ^	Columbia, Mo.	4 p.m.
Jan. 29 (Thurs)	TENNESSEE	SEC Network ^	LEXINGTON	7 p.m.
Feb. 1 (Sun)	GEORGIA (Alumni Day)	SEC Network ^	LEXINGTON	1 p.m.
Feb. 8 (Sun)	at Vanderbilt	SEC Network ^	Nashville, Tenn.	1 p.m.
Feb. 12 (Thurs)	MISSISSIPPI STATE	SEC Network ^	LEXINGTON	7 p.m.
Feb. 15 (Sun)	at Tennessee	ESPN2 ^	Knoxville, Tenn.	3 p.m.
Feb. 19 (Thurs)	TEXAS A&M (Play4Kay)	SECN+	LEXINGTON	7 p.m.
Feb. 23 (Mon)	at Ole Miss	SEC Network ^	Oxford, Miss.	7 p.m.
Feb. 26 (Thurs)	at Arkansas	SECN+	Fayetteville, Ark.	8 p.m.
March 1 (Sun)	SOUTH CAROLINA (Senior Day)	ESPNU/2 ^	LEXINGTON	2/5 p.m.
March 4-8	SEC Tournament (N2)	SEC Network/ESPNU/ESPN	North Little Rock, Ark.	TBA
March 20-23	NCAA First & Second Rounds (N3)		16 Campus Sites	TBA
March 27-30	NCAA Regionals (N4)		Predetermined Sites	TBA
April 5 & 7	NCAA Final Four (N5)		Tampa Bay, Fla.	TBA

SECN+ (SEC Network +) - Games are available only on WatchESPN via computers, smartphones and tablets

^ - Denotes games included in the ESPN package (ESPN, ESPN2, ESPNU) and the SEC Network will be available through WatchESPN, accessible online at WatchESPN.com, on smartphones and tablets via the WatchESPN app, and streamed on televisions through Amazon Fire TV, Apple TV, Chromecast, Roku, Xbox 360 or Xbox One to fans who receive their video subscription from an affiliated provider. Games listed as "ESPNU/2" are considered net flex and will be determined 7-10 days out.

All game times are **EASTERN STANDARD TIME** and subject to change. • All home games will be played in Memorial Coliseum except for Nov. 17 vs. Baylor

- N1 – Paradise Jam – St. Thomas, U.S. Virgin Islands (UVI Sports and Fitness Center)
- N2 – SEC Tournament – North Little Rock, Ark. (The Verizon Arena)
- N3 – NCAA First & Second Rounds – 16 Campus Sites
- N4 – NCAA Regionals – Albany, N.Y., Greensboro, N.C., Oklahoma City, Okla., Sacramento, Calif.
- N5 – NCAA Final Four – Tampa Bay, Fla. (Tampa Bay Times Forum)

12 ATTRIBUTES OF A UK HOOPS PLAYER



1 HIGH ENERGY
2 DISCIPLINE
3 RESILIENCE
4 SACRIFICE
5 COACHABILITY



6 FAMILY
7 POSITIVE ATTITUDE
8 ACCOUNTABILITY
9 HUMILITY
10 HONESTY



11 UNCOMMON WORK ETHIC
12 COMMITMENT



#OURSEASON

UKATHLETICS.COM